

MISSISSIPPI SOYBEAN VARIETY TRIALS, 2017

Information Bulletin 526 • February 2018



MISSISSIPPI'S OFFICIAL VARIETY TRIALS



MISSISSIPPI STATE UNIVERSITY™
MS AGRICULTURAL AND
FORESTRY EXPERIMENT STATION

TECHNICAL ADVISORY COMMITTEE

Reuben Moore, Chairman

Associate Director, MAFES
Mississippi State University

Tom Allen

Associate Extension/Research Professor
and Plant Pathologist
Delta Research and Extension Center

Wes Burger

Associate Director, MAFES
Mississippi State University

Greg Ferguson

Industry Representative
Monsanto

Anne M. Gillen

USDA-ARS
Stoneville

Jeff Hollowell

Industry Representative
DuPont Pioneer

Trent Irby

Assistant Extension Professor
and Soybean Specialist
Mississippi State University

Mark Kurtz

Variety Trial Coordinator
Mississippi State University

Chris Ouzts

Industry Representative
Armor Seed

Mike Phillips

Department of Plant and Soil Sciences
Mississippi State University

Dennis Reginelli

Regional Extension Specialist II
Noxubee County

Jan de Regt

Producer Representative

Dennis Rowe

Statistician
MSU Experimental Statistics

Gibb Steele

Producer Representative

Randy Vaughan

Foundation Seed
Mississippi State University



The Mississippi Soybean Promotion Board provided partial funding for this project.

NOTICE TO USER

This information bulletin is a summary of research conducted under project number MIS 2348 at seven locations in the state (see map). It is intended for farmers, seedsmen, colleagues, cooperators, and sponsors. Interpretation of this data should not be construed as a recommendation or as an endorsement of a specific variety or product.

This report contains data generated as part of the Mississippi Agricultural and Forestry Experiment Station research program. Joint sponsorship by the organizations listed on pages 76-78 is gratefully acknowledged.

Trade names of commercial products used in this report are included only for clarity and understanding. All available names (i.e., trade names, code numbers, chemical names, etc.) of varieties or products used in this research project are listed on pages 76-78.



Mississippi Soybean Variety Trials, 2017

MAFES Official Variety Trial Contributors

Brad Burgess

Director, Variety Testing
Mississippi State University

Jake Bullard

Assistant Director, Variety Testing
Mississippi State University

Jimbo Burkhalter

Extension Agent IV
MSU Extension Service

Tom Allen

Associate Extension/Research Professor
and Plant Pathologist
Delta Research and Extension Center

Dan Haire

Area Extension Agent II
DeSoto County

Trent Irby

Assistant Extension Professor
and Soybean Specialist
Mississippi State University

Bisoondat Macoon

Associate Professor
and Interim Facilities Coordinator
Brown Loam Branch Experiment Station

Jason McQuirter

Research Associate II
Variety Testing
Mississippi State University

Isaac Pickett

Research Associate I
Brown Loam Branch Experiment Station

Dennis Reginelli

Regional Extension Specialist II
Noxubee County

Mark Silva

Extension Associate and Program Coordinator
Delta Agricultural Weather Center
Delta Research and Extension Center

Walter Solomon

Research Associate III
Delta Research and Extension Center

Joshua White

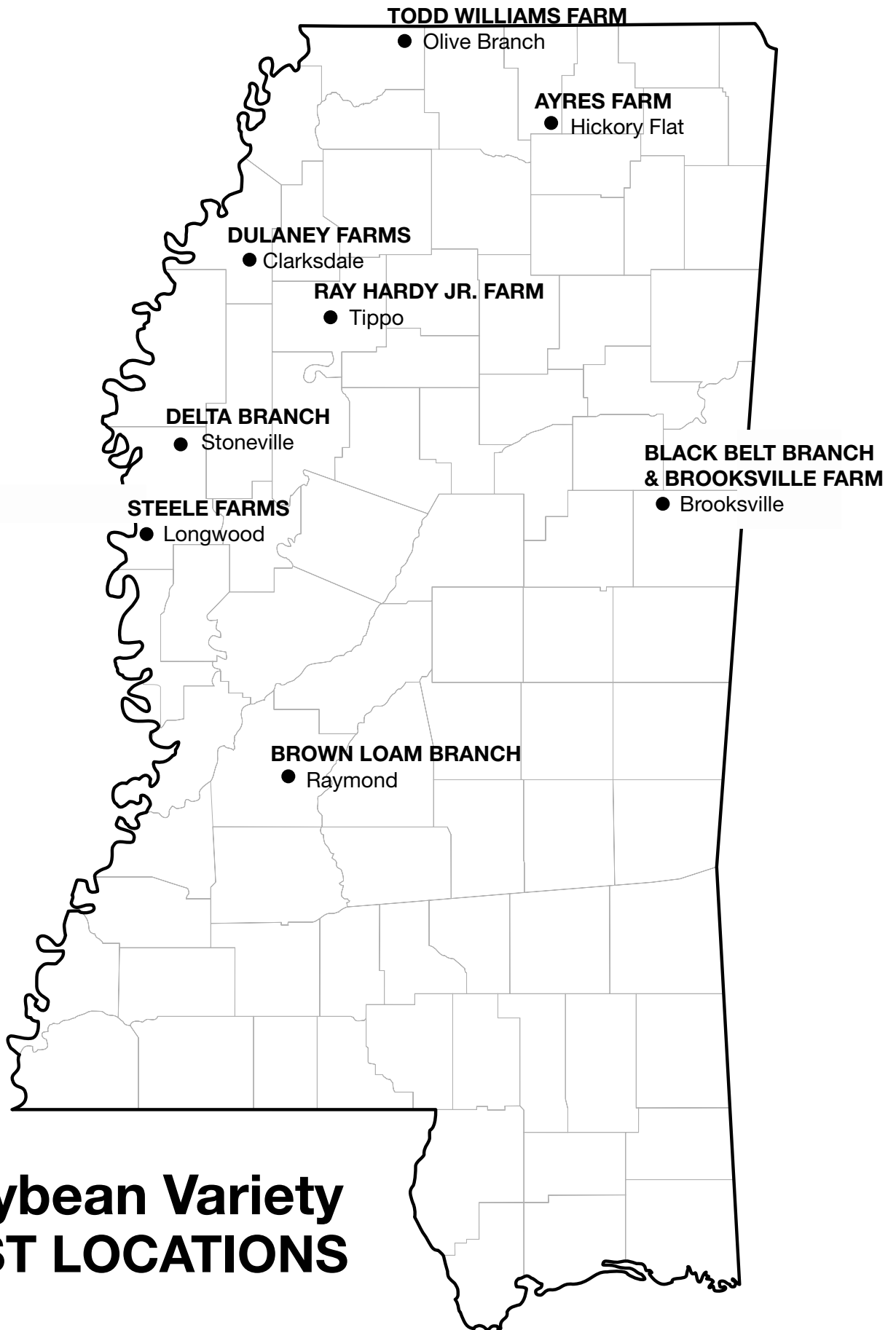
Manager, Forage Variety Testing
Mississippi State University

For more information, contact Burgess at (662) 325-2390; email, Brad.Burgess@msstate.edu. Recognition is given to Jason Hillhouse, research technician for the Variety Trial Program, for his assistance in packaging, planting, harvesting, and recording plot data. This publication was prepared by Dixie Albright, office associate for MAFES Research Support Units.

This document was approved for publication as Information Bulletin 526 of the Mississippi Agricultural and Forestry Experiment Station. It was published by the Office of Agricultural Communications, a unit of the Mississippi State University Division of Agriculture, Forestry, and Veterinary Medicine.

Copyright 2018 by Mississippi State University. All rights reserved. This publication may be copied and distributed without alteration for nonprofit educational purposes provided that credit is given to the Mississippi Agricultural and Forestry Experiment Station.

Find variety trial information online at mafes.msstate.edu/variety-trials.



Soybean Variety TEST LOCATIONS

Contents

Introduction	1
Summary of Locations	4
Summary of Roundup Ready Yields by Maturity Group	
Roundup Ready Group IV — 1-, 2-, and 3-year	5
Roundup Ready Group V — 1-, 2-, and 3-year	9
Summary of Liberty Link Yields by Maturity Group	
Liberty Link Group IV — 1-, 2-, and 3-year	11
Liberty Link Group V — 1-, 2-, and 3-year	12
Summary of Conventional Yields by Maturity Group	
Conventional Group IV — 1-, 2-, and 3-year	13
Conventional Group V — 1-, 2-, and 3-year	14
Results	
Brooksville, Black Belt Branch	
Location 1. Brooksville silty clay Nonirrigated 19" Rows	15
Roundup Ready Group IV	16
Roundup Ready Group V	18
Liberty Link Group IV and V	19
Conventional Group IV and V	20
Brooksville, Brooksville Farm	
Location 2. Brooksville silty clay Irrigated 30" Rows	21
Roundup Ready Group IV	22
Roundup Ready Group V	24
Clarksdale, Dulaney Farms	
Location 3. Alligator clay and Forestdale silt loam Irrigated 30" Rows	25
Roundup Ready Group IV	26
Roundup Ready Group V	28
Hickory Flat, Sid Ayres Farm	
Location 4. Arkabutla silt loam Nonirrigated 19" Rows	30
Roundup Ready Group IV	31
Roundup Ready Group V	33
Longwood, Steele Farms	
Location 5. Sharkey and Dowling clay Irrigated 19" Rows	34
Roundup Ready Group IV and V	35
Liberty Link Group IV and V	38
Olive Branch, Todd Williams Farm	
Location 6. Collins silt loam Nonirrigated 19" Rows	39
Roundup Ready Group IV	40
Roundup Ready Group V	42
Raymond, Brown Loam Branch	
Location 7. Loring silt loam Nonirrigated 19" rows	43
Roundup Ready Group IV and V	44
LibertyLink Group IV and V	47
Stoneville (clay), Delta Branch	
Location 8. Sharkey clay Nonirrigated 19" Rows and Irrigated 30" Rows	49
Roundup Ready Group IV Nonirrigated	50
Roundup Ready Group IV and V Irrigated	52
Liberty Link Group IV and V Irrigated	55
Conventional Group IV and V Irrigated	56
Stoneville (loam), Delta Branch	
Location 8. Bosket very fine sandy loam Irrigated 30" Rows	58
Roundup Ready Group IV	59
Roundup Ready Group V	61
Tippo, Ray Hardy Jr. Farm	
Location 9. Dundee and Tensas silt loam Nonirrigated 19" Rows	62
Roundup Ready Group IV Early	63
Roundup Ready Group IV Late	64
2017 Soybean Variety Trial Stem Canker Report	65
Plant Characteristics	71
Public Varieties Entered	76
Commercial Varieties Entered	77

Mississippi Soybean Variety Trials, 2017

INTRODUCTION

Procedures

There has been a proliferation of soybean varieties in recent years, and many good varieties are available to Mississippi producers. No single variety is superior, but in some situations, there are varieties that are more specifically adapted than others. Selecting a variety for planting requires knowledge of disease, nematode, and herbicide reactions, as well as the yield performance of each variety on a particular soil type. In many cases, planting the proper varieties will make substantial differences in yield and profitability on a farm. Proper management, including adequate lime, fertilizer, and weed control, is required to produce high yields of any variety, but yields may be limited, even under good management, unless the proper varieties are planted.

Soybean variety trials were conducted at eight locations in 2017 (see map). Commercial seed companies were given the opportunity to enter varieties for testing. Seed of all private entries were supplied by the participating companies. Public varieties were selected by the Technical Advisory Committee for evaluation at each location. The experimental design at each location for each maturity group was a randomized complete block, with three replications of each entry.

Seeding Rate. All seeds were packaged for planting at the rate of nine seeds per foot of row for 30-inch row spacing and at the rate of six seeds per foot for 19-inch row spacing. Plots were planted with a cone planter. Irrigated plots had four rows, spaced 30 inches apart; nonirrigated plots had three rows, spaced 19 inches apart. All irrigated plots were planted to a plot length of 15 feet by using a planter with a cable trip system. All nonirrigated plots were

planted to a length of 18 feet. Plot ends were trimmed to a uniform length 3 to 4 weeks after emergence.

Cultural Practices. Cultural and pest control practices for optimum yields were followed. Plots were limed and fertilized on the basis of an annual soil test. All seeds were treated with an insecticide/fungicide before planting. Only herbicides currently registered for use on soybean with strict adherence to all label instructions were used in these studies.

Maturity Date. Maturity is considered to be the date when the pods are dry and most of the leaves have dropped. Under most conditions, the stems are also dry.

Yield. An Almaco plot combine was used to harvest each plot. Harvested seed were allowed to dry at ambient temperature to a uniform moisture content before weighing. Weights were converted to yield in bushels per acre (60 pounds per bushel) at 13% moisture.

Plant Height. Plants were measured from the soil to the top extremity, at maturity, and plant height was recorded as the average of the height of plants measured.

Lodging. Lodging was rated and recorded on a scale of 1 = almost all plants erect, 2 = all plants leaning slightly or only a few plants down, 3 = all plants leaning moderately or 25 to 50 percent of plants down, 4 = all plants leaning considerably or 50 to 80 percent of plants down, and 5 = all plants down.

How to Select Varieties

In Problem or Difficult Fields

(1) Identify fields that have had problems in the past. Problems to consider may include diseases, nematodes, or fields that make planting or harvest difficult because of extremely dry or wet conditions. The Mississippi State University Extension Service offers a disease diagnostic service and nematode analysis free of charge.

(2) Use Tables 60 to 67 to select varieties for fields that need disease resistance.

(3) Select varieties using multiyear averages from all available locations. Identify those varieties that have desired pest resistance along with a high yield potential. Use data from a test site or sites with a soil type similar to that where the soybeans will be grown. Consider planting dates and maturity dates that may allow you to avoid historical field problems.

In Nonproblem Fields

(1) Identify the farm's highest yielding fields that have no specific disease problems.

(2) Select varieties with the best yield potential using multiyear averages from all available locations. Use data from a test site or sites with a soil type similar to that where the soybeans will be grown.

(3) Try new varieties on a limited number of acres. Don't abandon older, consistent-performing varieties that are yielding well unless research and experience show an advantage for newer varieties.

Planting Date and Maturity Date

(1) Varieties in Maturity Groups IV and V are recommended. Earlier maturing varieties should be considered for planting where fall seedbed preparation was done the previous year and in fields that are subject to drought stress during the growing season and/or wet soils during the usual harvest period. Later maturing varieties should be considered for planting in fields that are not as prone to drought stress, where irrigation will be used to alleviate drought stress, and for later planting. However, early

planting of all acreage is encouraged to reduce risk from drought and obtain higher yields.

(2) Early-season production is a practice that has been quite successful and consistent for several years. Cool, wet soils at planting may justify the use of a seed treatment that has activity against *Pythium*, since no varieties have resistance to infection and resulting damage from this organism. Most Maturity Group IV soybeans have a narrow growth habit. Given their growth, habit narrow rows are quite advantageous. Early April to early May planting is recommended for early-season production of Group IV varieties. Irrigation allows later planting of early-maturing soybeans; however, the full yield potential may not be realized when planted late. Timely harvest is crucial with early-maturing varieties because dry weather at maturity may promote shattering. There is a wide range in maturity within Group IV soybeans. Determine if an early Group IV or a late Group IV variety, or some acreage of both, will fit into your operation.

(3) Timely planting is crucial for optimum production of all maturity groups of soybeans. An attempt should be made to complete soybean planting as early as possible. Planting of Group V and Group VI can be made in April. Delays in planting will result in reduced yield potential for almost all varieties in all maturity groups.

Herbicide-Resistant Varieties

(1) Evaluate overall performance characteristics of the variety — including yield potential, disease and nematode resistance, maturity date, lodging, etc. — as you would any variety.

(2) Compare these characteristics to other varieties, conventional and herbicide-resistant.

(3) Consider seed premiums, technology fees, and specific weed problems. Determine total cost of conventional and herbicide-resistant-crop weed control programs, and combine this information with factors listed above in choosing a variety.

General Characteristics of Varieties

Soybean varieties differ in significant characteristics that may not affect their performance. Tables 68 to 75 give the general characteristics of most varieties grown in Mississippi.

Pubescence and Hilum Color. Brown (tawny) and gray are the basic pubescence (hair) colors found among varieties. Varying pod-wall colors result in different intensities of mature pod colors. The “eye” of the seed is called a hilum, or point of attachment to the pod, and it differs in color by variety.

Seed Size. There is no relationship between inherited seed size and seed yield. A small-seeded variety may yield as much as or more than a large-seeded variety. The average seed per pound for different varieties is shown in Tables 68 to 75, but this is subject to seasonal variation. Knowing the number of seed per pound is important in determining the amount of seed needed for planting. Fewer pounds are required for small-seeded varieties than for large-seeded varieties. Your county Extension office has a publication (Information Sheet 1194) that deals with seeding rates and plant populations.

Flowering. Varieties of Maturity Group IV generally display an indeterminate growth habit. This means that a large portion of their vegetative growth occurs after the onset of flowering begins. In contrast, varieties of Groups V and VI display a determinate growth habit, where most of the vegetative growth occurs before flowering. The date of first flower will be determined by the time of planting and maturity. For example, a mid-Group IV variety may bloom 3 weeks earlier than a Group V variety, whereas a late Group IV variety may bloom only 1 week earlier than a Group V variety. Soybean flower petals are purple or white. The flower color is controlled strictly by genetics, and only one flower color occurs in a pure variety.

Maturity Group. Within the Maturity Group IV trials, the wide variation in maturity dates is attributed to lack of rigid standards for classifying varieties within a group.

It was decided to subdivide both the Group IV and Group V trials into two maturity groups. All maturity groups were assigned an early- and late-maturity check:

Conventional Test		
Maturity group	Check	
Group IV	AG4632	
Group V	52A94	
Roundup Ready Test		
Maturity Group	Early Check	Late Check
Group IV Early		AG4632
Group IV Late	AG4632	P4900RY
Group V Early	52A94	S57RY26
Group V Late	S57RY26	
LibertyLink		
Maturity Group	Check	
Group IV	P 4930LL	
Group V	CZ 5150 LL	

Use of Data Tables and Summary Statistics

The yield potential of a given variety cannot be measured with complete accuracy. Consequently, replicated plots of all varieties are evaluated for yield, and the yield of a given variety is estimated as the mean of all replicated plots of that variety. Yields may vary from one plot to another, which introduces a certain degree of error to the estimation of yield potential. This natural variation is often responsible for yield differences seen among different varieties. Thus, even if the mean yield of two varieties is numerically different, they are not necessarily significantly different in terms of yield potential. In other words, the ability to measure yield is not precise enough to determine whether such small differences are observed purely by chance or because of superior performance.

The least significant difference (LSD) is an estimate of the smallest difference between two varieties that can be declared to be the result of something other than random variation in a particular trial. Consider the following example for a given trial:

Variety	Yield
Abe	40 bu/A
Bill	35 bu/A
Charlie	31 bu/A
LSD	7 bu/A

The difference between variety Abe and variety Bill is 5 bushels per acre ($40 - 35 = 5$). This difference is smaller than the LSD (7 bushels per acre). Consequently, it is concluded that variety Abe and variety Bill have the same

yield potential, since the observed difference occurred purely due to chance.

The difference between variety Abe and variety Charlie is 9 bushels per acre ($40 - 31 = 9$), which is larger than the LSD (7 bushels per acre). Therefore, it is concluded that the yield potential of variety Abe is superior to that of variety Charlie, since the difference is larger than would be expected purely by chance.

The coefficient of variation (CV) is a measure of the relative precision of a given trial and is used to compare the relative precision of different trials. The CV is generally considered to be an estimate of the amount of unexplained variation in a given trial. This unexplained variation could be the result of variation between plots, with respect to soil type, fertility, insects, diseases, drought stress, etc. In general, the higher the CV, the less precise a given trial is.

The coefficient of determination (R^2) is another measure of the level of precision in a trial and is also used to compare the relative precision of different trials. The R^2 is a measure of the amount of variation that is explained, or accounted for, in a given trial. For example, an R^2 value of 90 percent indicates that 90 percent of the observed variation in the trial has been accounted for, with the remaining 10 percent being unaccounted for. The higher the R^2 value, the more precise the trial. The R^2 is generally considered to be a better measure of precision than is the CV, for comparison of different trials.

Table 1. 2017 Soybean Locations.

Location	Irrigation	Soil type	Planting date	Harvest dates	Row spacing
Brooksville, Black Belt Station	Not Irrigated	Brooksville silty clay	4/21	9/18 (IV RR, IV LL & IV Conv.) 9/27 (V RR, V LL & V Conv.)	19"
Brooksville, Brooksville Farm	Pivot Irrigated	Brooksville silty clay	4/18	9/19 (IV RR) 9/27 (V RR)	30"
Clarksdale, Dulaney Farms	Furrow Irrigated	Alligator clay & Forestdale silty clay	5/10	9/22 (IV RR) 10/6 (V RR)	30"
Hickory Flat, Sid Ayres Farm	Not Irrigated	Arkabutla silt loam	4/21	9/25 (IV RR) 10/6 (V RR)	19"
Longwood, Steele Farms	Furrow Irrigated	Sharkey & Dowling clay	5/11	10/4 (IV & V RR, IV & V LL)	19"
Olive Branch, Todd Williams Farm	Not Irrigated	Collins silt loam	5/19	10/19 (IV & V RR)	19"
Raymond, Brown Loam Branch Station	Not Irrigated	Loring silt loam	4/19	9/15 (IV RR & IV LL) 9/26 (V RR & V LL)	19"
Stoneville (clay), Delta Branch Station	Furrow Irrigated	Sharkey clay	5/8	9/28 (IV RR, IV LL & IV Conv.) 10/6 (V RR, V LL & V Conv.)	30"
Stoneville (clay), Delta Branch Station	Not Irrigated	Sharkey clay	4/26	9/28 (IV RR)	19"
Stoneville (loam), Delta Branch Station	Furrow Irrigated	Bosket very fine sandy loam	4/26	10/5 (IV & V RR)	30"
Tippo, Ray Hardy Farm	Not Irrigated	Dundee & Tensas silt loam	4/20	9/11 (IV RR)	19"

Table 2. Summary of Yield for Group IV Early Roundup Ready for the 2017 Mississippi Soybean Variety Trials.

Brand	Variety ¹	Brooks-ville irr.	Clarks-dale irr.	Long-wood irr.	Stone-ville (clay) irr.	Stone-ville (loam) irr.	Irrigated avg.	Brooks-ville not irr.	Hickory Flat not irr.	Olive Branch not irr.	Ray-mond not irr.	Stone-ville (clay) not irr.	Tippo not irr.	Not irr. avg.	Overall avg.
AgriGold	G4380RX	43.1	69.4	86.5	82.6	70.9	70.5	67.7	93.1	80.3	88.4	82.1	29.9	73.6	72.2
AgriGold	G4440RX	54.1	39.6	90.4	85.6	75.7	69.1	68.8	91.7	92.8	81.4	86.4	34.6	75.9	72.8
AgriGold	G4685RX	49.0	67.5	73.1	73.5	70.7	66.7	72.6	83.6	94.4	89.4	89.0	42.6	78.6	73.2
AGS	GS45R216	41.5	72.9	86.1	89.2	85.5	75.0	60.2	88.0	67.7	61.4	83.5	34.2	65.8	70.0
AGS	GS46X17	35.8	64.1	90.5	84.7	82.1	71.4	59.4	82.4	73.7	89.3	92.7	30.7	71.4	71.4
Armor	44-D40	48.4	56.6	86.6	85.9	67.5	69.0	54.1	97.8	84.0	78.9	87.3	36.1	73.0	71.2
Armor	46-D08	52.6	77.0	98.0	85.7	78.4	78.3	74.3	96.7	88.4	102.2	86.4	33.8	80.3	79.4
Armor	ARX4607	56.2	43.6	88.6	85.6	68.0	68.4	69.4	101.5	83.4	94.6	85.4	34.9	78.2	73.8
Asgrow	AG43X7	50.9	78.5	92.3	87.2	70.9	75.9	67.0	91.0	84.0	78.5	90.7	29.0	73.3	74.5
Asgrow	AG45X8	47.9	75.9	97.6	87.4	80.8	77.9	60.7	90.5	89.9	83.4	81.4	31.6	72.9	75.2
Asgrow	AG46X6	40.8	75.7	98.5	92.3	78.9	77.2	63.9	91.0	86.9	96.6	95.7	31.9	77.7	77.5
Asgrow	AG46X7	56.1	73.3	82.3	82.3	73.4	73.5	63.8	90.0	82.7	77.8	81.5	32.3	71.3	72.3
Asgrow	AG46X8	55.8	73.3	90.1	85.5	74.5	75.8	72.3	91.5	92.5	90.0	83.7	36.4	77.8	76.9
Credenz	CZ 4181 RY	40.1	64.5	77.3	85.2	70.8	67.6	64.6	98.0	80.3	81.5	86.0	34.6	74.2	71.2
Credenz	CZ 4590 RY	38.4	66.8	81.4	80.7	77.0	68.9	57.6	92.2	89.0	67.6	86.3	26.3	69.8	69.4
Croplan	RX4516S	41.1	73.1	93.1	79.4	71.2	71.6	64.6	91.9	79.7	91.5	86.2	31.1	74.1	73.0
Delta Grow	4670RR2	45.4	74.5	88.5	85.0	80.1	74.7	67.3	89.7	89.5	86.4	92.0	36.4	76.9	75.9
Delta Grow	DG 4680RR2	36.6	74.5	90.5	93.0	74.8	73.9	71.1	96.6	81.3	93.6	98.7	32.7	79.0	76.7
Dyna-Gro	31RY45	52.0	74.7	86.3	82.9	75.7	74.3	80.2	85.7	84.4	87.9	90.6	28.4	76.2	75.3
Dyna-Gro	S43RY95	34.6	70.7	87.3	91.5	75.6	71.9	63.2	99.5	86.9	87.3	85.1	33.1	75.9	74.1
Dyna-Gro	S44XS57	46.2	57.6	87.7	81.6	67.9	68.2	63.0	96.0	86.9	72.5	90.6	35.1	74.0	71.4
Dyna-Gro	S45XS37	48.2	77.5	95.0	82.0	79.3	76.4	61.5	95.5	87.1	90.3	89.5	31.7	75.9	76.1
Dyna-Gro	S45XS66	55.3	82.4	96.5	87.9	71.0	78.6	83.2	91.3	79.2	99.7	89.2	33.9	79.4	79.1
Dyna-Gro	SX17846XS	60.9	36.5	87.3	86.7	78.8	70.0	72.1	101.6	91.5	84.4	87.4	32.3	78.2	74.5
Great Heart Seed	GT-4540XS	61.5	88.4	89.2	92.1	83.5	82.9	69.2	99.7	82.6	106.8	99.4	31.3	81.5	82.2
MorSoy	MS 4616 RXT	53.4	73.5	96.5	83.6	73.5	76.1	65.4	100.7	91.3	95.6	88.0	32.5	78.9	77.6
NK	S43-V3X	42.7	68.6	93.1	83.7	73.2	72.3	64.7	79.3	73.4	66.3	80.7	23.4	64.6	68.1
NK	S45-K5X	40.7	70.8	91.5	86.7	76.6	73.3	57.8	80.6	83.2	94.6	80.0	31.2	71.2	72.2
Pioneer	P40T26X	50.9	65.9	82.6	85.5	75.6	72.1	73.2	87.5	82.7	91.5	86.6	37.3	76.5	74.5
Pioneer	P45T74X	54.6	76.4	89.4	92.6	74.6	77.5	68.4	91.2	96.7	85.0	88.8	35.6	77.6	77.6
Progeny	P 4516RXS	50.5	79.9	90.4	90.6	78.1	77.9	71.7	88.0	81.4	88.0	97.1	35.9	77.0	77.4
Progeny	P 4620RXS	48.4	76.2	103.9	85.0	75.6	77.8	70.5	94.5	85.5	98.2	90.6	37.0	79.4	78.7
Progeny	P4255RX	44.1	28.6	86.3	91.5	71.7	64.4	59.3	93.6	84.6	78.8	81.9	28.3	71.1	68.1
Progeny	P4444RXS	51.5	69.3	84.9	85.4	79.3	74.1	78.9	87.8	86.9	84.3	88.1	28.6	75.8	75.0
U. of Missouri	S14-9051R	17.5	61.3	75.8	76.2	68.0	59.8	45.6	77.3	81.3	74.5	72.5	32.2	63.9	62.0
Mean		47.1	68.0	89.0	85.6	75.1	72.9	66.5	91.6	84.8	86.2	87.5	32.8	74.9	74.0
CV		11.5	6.7	6.6	3.5	8.0		16.0	8.8	9.2	15.6	7.1	11.7		
LSD (0.05)		8.8	7.4	9.6	4.8	9.8		NS	13.1	12.7	21.9	10.1	6.2		
R ²		80	93	66	79	49		53	49	49	49	58	70		
Error DF		68	68	68	68	68		68	68	68	68	68	68		

¹Variety followed by an asterisk indicates an experimental entry.

Table 3. Summary of 2-Year Yields for Maturity Group IV Early Roundup Ready for the 2016 and 2017 Mississippi Soybean Variety Trials.

Brand	Variety ¹	Brooks-ville ² irr.	Clarks- dale ²	Long- wood ²	Stone- ville irr. (clay)	Stone- ville irr. (loam)	Irrigated avg.	Brooks- ville not irr.	Hickory Flat ² not irr.	Olive Branch ² not irr.	Stone- ville not irr.	Tippo ² not irr.	Not irr. avg.	Overall avg.
AGS	GS45R216	<i>bu/A</i>	<i>bu/A</i>	<i>bu/A</i>	<i>bu/A</i>	<i>bu/A</i>	<i>bu/A</i>	<i>bu/A</i>	<i>bu/A</i>	<i>bu/A</i>	<i>bu/A</i>	<i>bu/A</i>	<i>bu/A</i>	<i>bu/A</i>
Armor	46-D08	—	—	—	76.8	77.8	77.3	61.2	—	—	73.6	—	67.4	72.4
Asgrow	AG46X6	—	—	—	85.7	77.1	81.4	55.0	—	—	85.9	—	70.4	75.9
Asgrow	AG46X7	—	—	—	80.3	72.7	76.5	55.3	—	—	77.9	—	66.6	71.6
Credenz	CZ 4181 RY	56.8	64.8	70.7	75.9	76.5	68.9	53.1	81.7	85.5	69.7	34.8	65.0	67.0
Credenz	CZ 4590 RY	59.1	63.4	66.1	73.8	81.7	68.8	53.4	73.6	98.0	72.5	28.2	65.1	67.0
Delta Grow	4670RR2	61.0	71.9	79.2	75.8	74.9	72.6	59.3	73.6	96.9	78.7	33.6	68.4	70.5
Delta Grow	DG 4680RR2	57.8	73.6	80.4	83.8	74.2	73.9	61.3	79.0	88.3	78.3	36.4	68.6	71.3
Dyna-Gro	31RY45	65.2	71.8	80.0	76.1	76.8	74.0	66.1	75.0	92.9	76.2	36.0	69.3	71.6
Dyna-Gro	S43RY95	58.0	69.5	75.9	81.7	76.4	72.3	57.1	80.7	96.9	72.2	39.5	69.3	70.8
Great Heart Seed	GT-4540XS	—	—	—	86.3	79.9	83.1	58.6	—	—	86.3	—	72.4	77.8
Progeny	P 4516RXXS	—	—	—	83.8	77.4	80.6	60.2	—	—	85.5	—	72.9	76.7
Progeny	P 4620RXXS	—	—	—	76.3	74.7	75.5	57.7	—	—	74.9	—	66.3	70.9
Mean		60.1	69.5	76.0	79.8	77.1	75.4	58.0	76.7	91.8	77.5	35.3	68.3	71.8

¹Variety followed by an asterisk indicates an experimental entry.

²No 2-year averages for Xtend varieties at these locations.

Table 4. Summary of 3-Year Yields for Maturity Group IV Early Roundup Ready for the 2015, 2016, and 2017 Mississippi Soybean Variety Trials.

Brand	Variety	Clarksdale irr.	Stoneville irr. (clay)	Stoneville irr. (loam)	Irrigated avg.	Brooksville not irr.	Hickory Flat not irr.	Stoneville not irr.	Tippo not irr.	Not irr. avg.	Overall avg.
Credenz	CZ 4181 RY	<i>bu/A</i>	<i>bu/A</i>	<i>bu/A</i>	<i>bu/A</i>	<i>bu/A</i>	<i>bu/A</i>	<i>bu/A</i>	<i>bu/A</i>	<i>bu/A</i>	<i>bu/A</i>
Credenz	CZ 4590 RY	68.1	72.0	74.7	71.6	45.1	85.4	56.0	39.5	56.5	63.0
Credenz	CZ 4590 RY	68.2	70.1	81.9	73.4	49.3	79.0	55.5	35.3	54.8	62.8
Delta Grow	4670RR2	74.3	76.3	77.6	76.1	52.8	83.9	60.5	41.3	59.6	66.7
Dyna-Gro	31RY45	75.5	77.2	79.6	77.4	56.7	85.9	58.9	42.6	61.0	68.1
Dyna-Gro	S43RY95	71.9	79.5	76.6	76.0	50.1	83.9	58.7	43.9	59.1	66.4
Mean		71.6	75.0	78.1	74.9	50.8	83.6	57.9	40.6	58.2	65.4

Table 5. Summary of Yield for Group IV Late Roundup Ready for the 2017 Mississippi Soybean Variety Trials.

Brand	Variety ¹	Brooks-ville irr.	Clarks-dale irr.	Long-wood irr.	Stone-ville (clay) irr.	Stone-ville (loam) irr.	Irrigated avg.	Brooks-ville not irr.	Hickory Flat not irr.	Olive Branch not irr.	Ray-mond not irr.	Stone-ville (clay) not irr.	Tippo not irr.	Not irr. avg.	Overall avg.
AgriGold	G4835RX	48.3	46.6	85.3	72.7	81.3	66.8	76.4	91.0	94.2	111.4	100.9	36.4	85.0	76.8
AgriGold	G4990RX	42.0	7.0	84.6	74.1	74.4	56.4	64.6	86.7	90.5	109.3	59.6	41.6	75.4	66.8
AGS	GS48R216	50.1	51.2	94.9	81.5	82.9	72.1	67.5	88.3	94.6	103.7	88.9	38.2	80.2	76.5
Armor	ARX4807	52.4	44.8	87.8	75.6	83.2	68.8	71.8	91.0	86.9	108.9	96.0	43.3	83.0	76.5
Armor	48D87	60.3	88.3	99.7	86.0	80.8	83.0	61.7	93.8	94.1	101.0	99.4	34.2	80.7	81.7
Asgrow	AG47X6	48.7	88.2	102.1	82.0	78.0	79.8	73.9	91.4	95.8	93.2	84.0	37.6	79.3	79.5
Asgrow	AG48X8	54.1	86.3	99.8	84.9	78.0	80.6	75.0	87.6	94.5	107.6	94.5	36.7	82.6	81.7
Croplan	R2C4775	47.1	77.6	98.9	83.8	81.7	77.8	72.8	79.8	90.1	95.7	87.2	46.1	78.6	78.3
Croplan	RX4825	49.9	85.9	101.0	79.8	78.3	79.0	63.0	89.7	93.8	111.1	88.4	35.4	80.2	79.7
Delta Grow	DG 4790RR2	42.6	75.8	94.1	77.7	75.1	73.1	64.8	82.8	83.7	110.1	76.9	34.8	75.5	74.4
Delta Grow	DG 4825RR2/STS	38.2	77.0	80.7	72.8	71.8	68.1	55.6	102.1	87.7	109.7	83.5	39.0	79.6	74.4
Delta Grow	DG 4880RR	45.0	78.3	81.3	69.8	69.7	68.8	68.7	85.2	80.4	109.6	78.1	32.5	75.8	72.6
Delta Grow	DG 4970RR	40.5	77.3	80.0	67.7	72.2	67.5	62.8	94.9	73.4	101.6	83.7	40.1	76.1	72.2
Delta Grow	DG4835 RR2X	52.1	47.0	88.5	70.5	83.0	68.2	72.2	94.8	92.9	117.3	89.5	38.9	84.3	77.0
Delta Grow	DG4995 RR	52.1	73.2	88.2	78.8	73.5	73.2	67.9	87.8	99.1	93.1	84.4	39.4	78.6	76.1
Delta Grow	DGX 4845RR2X	62.0	89.0	103.4	84.5	79.0	83.6	71.0	87.4	95.8	101.9	84.6	40.4	80.2	81.7
Dyna-Gro	S48XT56	52.9	87.6	105.3	76.6	76.4	79.8	61.0	85.6	88.7	93.3	96.1	30.6	75.9	77.6
Dyna-Gro	S49XS88	41.3	5.0	91.1	80.4	80.5	59.7	64.3	91.5	91.5	118.3	75.7	40.1	80.2	70.9
Dyna-Gro	SX17648XT	40.3	76.5	94.9	76.6	82.1	74.1	51.3	83.1	97.4	101.3	84.7	33.3	75.2	74.7
Go Soy	49G16	54.5	41.5	92.9	76.6	72.9	67.7	69.6	87.1	97.4	96.5	87.6	44.4	80.4	74.6
Great Heart Seed	GT-4721X	58.8	86.9	97.1	82.0	82.6	81.5	66.1	88.5	95.8	99.0	99.5	32.3	80.2	80.8
Great Heart Seed	GT-477CR2	44.2	75.5	84.3	76.4	73.4	70.7	61.3	85.4	85.7	99.4	87.2	38.5	76.2	73.7
Great Heart Seed	GT-4817XS	48.2	49.0	84.5	73.6	84.0	67.9	76.6	87.1	97.8	107.6	93.4	34.9	82.9	76.0
Great Heart Seed	GT-5022XS	44.5	13.1	69.5	77.0	71.4	55.1	67.5	77.8	98.4	105.0	35.7	41.5	71.0	63.8
MorSoy	MS 4846 RXT	58.0	89.4	113.3	85.7	73.8	84.0	71.1	89.2	100.1	112.0	96.9	34.2	83.9	84.0
NK	S48-R2X	45.3	76.1	90.4	70.7	82.7	73.0	60.9	90.2	101.2	94.1	87.1	29.9	77.2	75.3
Petrus Seed	479 GTS	33.0	66.4	78.2	71.7	67.0	63.3	56.3	76.2	73.4	81.8	74.5	31.2	65.6	64.5
Petrus Seed	4916 GT	57.2	41.4	95.5	79.4	71.9	69.1	75.8	89.0	89.4	103.0	81.5	40.0	79.8	74.9
Pioneer	P48T27X	50.7	79.7	94.9	83.1	77.8	77.3	73.0	99.8	89.7	94.1	89.4	31.8	79.6	78.6
Progeny	P 4757RY	39.4	75.2	92.7	77.3	82.8	73.5	70.7	80.7	72.5	103.5	80.8	40.3	74.8	74.2
Progeny	P 4799RXS	48.4	83.4	88.4	74.1	77.4	74.3	62.9	89.8	101.3	103.7	83.7	39.0	80.0	77.5
Progeny	P 4816RX	43.1	86.5	109.0	78.3	81.1	79.6	61.6	84.9	101.3	104.2	89.6	39.1	80.1	79.9
Progeny	P4851RX	56.8	85.7	107.4	86.9	83.6	84.1	67.9	97.5	98.4	118.7	87.7	25.4	82.6	83.3
Progeny	P4929RXS	48.6	48.2	84.3	73.7	79.4	66.8	73.0	92.8	94.4	107.4	89.0	35.9	82.1	75.2
Progeny	P4996RXS	43.3	13.7	73.5	75.5	69.0	55.0	62.3	58.2	94.6	110.7	33.8	44.1	67.3	61.7
Terral	48A26	45.0	73.3	86.0	73.6	80.4	71.7	72.7	87.3	88.9	100.8	94.7	33.4	79.6	76.0
Terral	48A76	50.9	78.8	99.7	82.3	79.4	78.2	69.4	83.8	94.9	99.1	93.1	37.8	79.7	79.0
Terral	47R34	51.4	73.8	90.1	77.5	79.9	74.5	64.6	90.5	98.6	111.1	93.1	34.0	82.0	78.6
Terral	49R94	39.5	74.4	91.2	80.1	79.9	73.0	72.5	83.5	86.3	95.4	91.6	34.6	77.3	75.4
Terral	REV 4857X	56.9	83.6	104.3	83.0	78.7	81.3	71.5	88.9	93.1	111.4	87.9	24.6	79.5	80.3
Terral	REV 4927X	52.6	74.3	95.0	83.3	84.7	78.0	74.0	93.5	88.7	107.4	99.0	35.3	83.0	80.7
U. of Missouri	S14-15146R	27.0	65.6	85.0	71.0	64.5	62.6	44.6	75.7	75.5	101.8	70.4	35.7	67.3	65.2
USG	7487XTS	48.6	39.3	82.4	72.2	79.1	64.3	78.3	86.6	90.6	99.5	88.4	41.3	80.8	73.3
USG	7496XTS	39.0	75.6	80.1	74.1	74.0	68.6	75.1	84.2	87.8	87.1	65.6	46.6	74.4	71.7
USG	7497XT	53.4	74.0	76.0	69.6	74.7	69.5	78.3	71.0	85.9	80.0	91.2	43.1	74.9	72.5
USG	74K95RS	46.2	63.8	63.7	65.7	70.6	62.0	66.6	81.9	90.0	91.5	84.5	42.9	76.2	69.8
Mean		47.2	66.3	90.7	77.2	77.4	72.0	65.6	86.9	91.2	102.7	84.6	37.2	78.4	75.4
CV		9.2	6.6	8.0	7.6	5.9		13.4	7.4	14.3	9.2	8.3	15.9		
LSD (0.05)		7.2	7.1	11.8	9.6	7.4		14.7	10.4	NS	15.4	11.4	9.6		
R ²		80	98	76	56	66		59	69	33.4	57	85	65		
Error DF		90	90	90	90	90		90	90	90	90	90	90		

Table 6. Summary of 2-Year Yields for Maturity Group IV Late Roundup Ready for the 2016 and 2017 Mississippi Soybean Variety Trials.

Brand	Variety ¹	Brooks-ville ² irr.	Clarks- dale ²	Long- wood ²	Stone- ville irr. (clay)	Stone- ville irr. (loam)	Irrigated avg.	Brooks- ville not irr.	Hickory Flat ² not irr.	Olive Branch ² not irr.	Stone- ville not irr.	Tippo ² not irr.	Not irr. avg.	Overall avg.
AGS	GS48R216	<i>bu/A</i> 58.6	<i>bu/A</i> 64.2	<i>bu/A</i> 82.0	<i>bu/A</i> 69.6	<i>bu/A</i> 79.3	<i>bu/A</i> 70.7	<i>bu/A</i> 58.7	<i>bu/A</i> 75.7	<i>bu/A</i> 101.5	<i>bu/A</i> 72.4	<i>bu/A</i> 44.3	<i>bu/A</i> 70.5	<i>bu/A</i> 70.6
Asgrow	AG47X6	—	—	—	71.8	76.4	74.1	57.9	—	—	69.5	—	63.7	68.9
Croplan	R2C4775	62.2	74.2	84.0	73.7	76.8	74.2	59.8	70.8	97.6	73.9	45.1	69.4	71.8
Delta Grow	DG 4790RR2	61.7	74.1	82.1	69.4	76.3	72.7	53.8	69.5	95.1	74.2	42.5	67.0	69.9
Delta Grow	DG 4825 RR2/STS	55.6	75.5	68.2	62.5	73.0	66.9	50.4	81.2	93.4	71.2	40.9	67.4	67.2
Delta Grow	DG 4880RR	60.9	72.5	78.9	64.7	69.3	69.3	52.4	70.1	87.8	69.3	35.1	62.9	66.1
Delta Grow	DG 4970RR	53.0	75.5	71.1	61.3	68.4	65.9	51.8	76.1	85.4	73.4	39.2	65.2	65.5
Dyna-Gro	S48XT56	—	—	—	68.1	73.1	70.6	52.6	—	—	78.6	—	65.6	68.1
Go Soy	49G16	60.0	53.9	80.6	67.2	72.0	66.7	57.4	70.1	96.2	77.7	51.7	70.6	68.7
Great Heart Seed	GT-477CR2	63.9	76.7	78.5	70.3	77.9	73.4	52.9	75.7	92.2	75.7	41.1	67.5	70.5
Progeny	P 4757RY	60.4	76.1	84.6	70.0	78.2	73.9	59.4	72.2	88.7	72.6	39.9	66.6	70.2
Progeny	P 4799RXS	—	—	—	66.8	78.2	72.5	53.2	—	—	73.1	—	63.1	67.8
Progeny	P 4816RX	—	—	—	69.5	77.4	73.4	52.2	—	—	75.1	—	63.6	68.5
Terral	REV 48A26	63.1	77.1	79.3	71.2	82.2	74.6	59.9	78.0	96.6	81.0	37.8	70.7	72.6
Terral	REV 48A76	66.9	80.6	90.3	74.3	79.1	78.2	56.5	72.1	96.3	77.4	43.4	69.1	73.7
Terral	REV 47R34	70.1	72.1	82.4	69.2	81.7	75.1	52.4	75.7	102.5	77.9	42.5	70.2	72.6
Terral	REV 49R94	60.6	76.8	83.7	71.6	78.1	74.1	57.1	74.1	95.0	75.4	41.3	68.6	71.4
USG	7487XTS	—	—	—	61.9	68.8	65.3	65.5	—	—	74.1	—	69.8	67.6
USG	7496XTS	—	—	—	67.1	77.8	72.5	60.8	—	—	64.1	—	62.4	67.4
USG	7497XT	—	—	—	58.4	64.1	61.2	64.3	—	—	83.4	—	73.9	67.6
Mean		61.3	73.0	80.4	67.9	75.4	71.3	56.4	73.9	94.5	74.5	41.9	67.4	69.3

¹Variety followed by an asterisk indicates an experimental entry.

²No 2-year averages for Xtend varieties at these locations.

Table 7. Summary of 3-Year Yields for Maturity Group IV Late Roundup Ready for the 2015, 2016, and 2017 Mississippi Soybean Variety Trials.

Brand	Variety	Clarksdale irr.	Stoneville irr. (clay)	Stoneville irr. (loam)	Irrigated avg.	Brooksville not irr.	Hickory Flat not irr.	Stoneville not irr.	Tippo not irr.	Not irr. avg.	Overall avg.
Delta Grow	DG 4790RR2	<i>bu/A</i> 80.9	<i>bu/A</i> 74.5	<i>bu/A</i> 78.5	<i>bu/A</i> 78.0	<i>bu/A</i> 52.1	<i>bu/A</i> 81.9	<i>bu/A</i> 58.6	<i>bu/A</i> 52.4	<i>bu/A</i> 61.2	<i>bu/A</i> 68.4
Delta Grow	DG 4825 RR2/STS	74.4	64.4	71.6	70.2	47.7	85.3	56.9	45.9	58.9	63.7
Delta Grow	DG 4880RR	75.5	66.3	70.6	70.8	45.9	79.5	54.7	37.8	54.5	61.5
Delta Grow	DG 4970RR	76.4	64.1	69.9	70.1	49.7	84.8	56.1	41.5	58.0	63.2
Great Heart Seed	GT-477CR2	82.1	74.8	79.2	78.7	49.8	87.0	61.0	43.9	60.4	68.3
Progeny	P 4757RY	81.5	73.1	78.5	77.7	53.7	83.2	57.8	46.7	60.4	67.8
Terral	REV 47R34	77.7	71.9	77.0	75.6	50.7	87.4	64.1	50.5	63.2	68.5
Terral	REV 49R94	80.6	74.8	76.4	77.3	52.7	82.3	57.7	48.5	60.3	67.6
Mean		78.6	70.5	75.2	74.8	50.3	83.9	58.4	45.9	59.6	66.1

Table 8. Summary of Yield for Group V Early Roundup Ready for the 2017 Mississippi Soybean Variety Trials.

Brand	Variety ¹	Brooks-ville irr.	Clarks-dale irr.	Long-wood irr.	Stone-ville irr. (clay)	Stone-ville irr. (loam)	Irrigation avg.	Brooks-ville not irr.	Hickory Flat not irr.	Olive Branch not irr.	Raymond not irr.	Not irr. avg.	Overall avg.
AgriGold	G5000RX	50.5	66.0	82.1	67.4	76.6	68.5	65.4	95.3	78.6	89.7	82.3	74.6
Armor	53-D04	54.2	68.3	88.0	66.3	73.2	70.0	56.7	81.6	94.3	69.0	75.4	72.4
Armor	ARX5107	44.7	3.4	84.9	67.7	81.6	56.5	56.1	78.8	92.1	96.3	80.8	67.3
Armor	57D77	63.8	40.8	82.0	70.2	76.3	66.6	65.8	86.0	96.8	87.4	84.0	74.3
Asgrow	AG51X8	49.4	0.9	86.5	72.0	81.1	58.0	63.0	107.7	91.0	105.0	91.7	73.0
Asgrow	AG55X7	65.3	72.2	102.3	78.6	71.9	78.1	66.0	90.3	86.6	83.8	81.7	79.7
Asgrow	AG55X8	72.1	80.5	89.8	65.5	78.7	77.3	64.2	106.5	81.3	97.0	87.3	81.7
Credenz	CZ 5375 RY	40.9	72.1	78.3	74.5	76.9	68.5	50.4	98.1	77.2	100.6	81.6	74.3
Delta Grow	DG 5170RR/STS	54.0	68.3	90.2	74.9	88.2	75.1	66.6	105.5	85.4	85.7	85.8	79.9
Delta Grow	DG 5555RR	54.6	57.0	75.0	65.7	74.2	65.3	62.4	94.1	76.1	96.2	82.2	72.8
Delta Grow	DG5580 RR2	46.2	76.5	85.7	73.6	73.7	71.1	59.3	91.8	81.0	87.9	80.0	75.1
Dyna-Gro	S56RY84	56.9	72.4	90.9	71.7	76.3	73.6	58.0	88.0	102.5	94.6	85.8	79.0
Dyna-Gro	S56XT98	63.6	30.2	89.5	72.6	78.2	66.8	61.3	90.7	97.0	99.9	87.3	75.9
Dyna-Gro	SX17651XS	47.5	69.2	83.2	71.2	79.5	70.1	62.6	99.3	85.6	99.5	86.8	77.5
Go Soy	54G16	51.4	42.6	73.6	60.2	62.3	58.0	50.6	74.6	91.7	69.3	71.5	64.0
Great Heart Seed	GT-5324X	52.4	69.5	87.0	70.1	76.5	71.1	61.1	82.0	78.6	79.6	75.3	73.0
MorSoy	MS 5607 RXT	66.2	28.5	96.3	70.7	80.6	68.5	59.8	91.1	98.8	97.7	86.8	76.6
NK	S52-Y7X	44.7	62.4	73.7	62.3	75.9	63.8	63.8	87.8	80.9	88.2	80.2	71.1
Pioneer	P50T56X	55.6	68.8	81.1	70.7	77.9	70.8	58.1	97.2	71.2	99.0	81.3	75.5
Pioneer	P50T92X	50.8	58.9	72.5	65.9	75.4	64.7	62.4	98.0	85.2	91.2	84.2	73.3
Pioneer	P54A54X	84.0	76.2	93.1	76.9	70.8	80.2	75.6	94.4	96.1	96.6	90.7	84.9
Pioneer	P55A49X	82.9	73.7	91.4	75.0	73.2	79.2	70.6	84.8	101.1	88.6	86.3	82.4
Progeny	P 5016RXS	51.2	64.6	61.1	70.0	75.5	64.5	66.0	99.9	84.2	91.2	85.3	73.8
Progeny	P 5417RX	60.7	63.1	88.6	71.4	72.8	71.3	57.7	91.2	81.4	72.6	75.7	73.3
Progeny	P 5157RXS	43.0	68.9	83.1	67.2	77.1	67.8	49.5	91.4	81.6	100.9	80.9	73.6
Progeny	P 5376RX	52.0	70.0	85.2	70.4	71.3	69.8	55.7	83.1	75.6	74.9	72.3	70.9
Progeny	P 5688RX	66.6	28.9	83.3	69.2	78.7	65.4	52.5	90.2	94.1	85.8	80.7	72.2
Terral	REV 50A47	70.0	71.0	90.2	76.1	83.6	78.2	68.5	91.5	90.2	101.6	88.0	82.5
Terral	REV 51A56	51.1	72.5	80.9	72.9	74.8	70.4	38.9	97.2	77.9	98.1	78.0	73.8
Terral	REV 55A67	62.0	69.5	90.5	67.7	63.8	70.7	65.0	85.0	81.4	76.4	76.9	73.5
Terral	REV 56A58	63.2	66.5	76.2	75.1	77.1	71.6	65.7	107.5	84.3	102.1	89.9	79.7
Terral	REV 56R63	45.7	66.8	79.5	69.0	69.1	66.0	59.4	90.4	85.3	85.1	80.0	72.3
U. of Arkansas	UA 5414RR	58.2	59.3	69.0	58.6	67.4	62.5	49.6	86.6	78.4	85.8	75.1	68.1
U. of Missouri	S14-9017R	46.4	65.3	80.5	70.2	74.9	67.5	51.2	83.7	90.0	99.0	81.0	73.5
USG	7547XT	60.1	63.7	84.5	67.3	74.1	69.9	67.5	94.8	87.5	84.1	83.5	76.0
USG	7568XT	64.8	32.1	93.2	70.8	80.9	68.4	59.5	92.5	97.7	86.4	84.0	75.3
Mean		56.8	58.9	84.0	70.0	75.6	69.1	60.2	91.9	86.6	90.2	82.2	74.9
CV		8.3	7.5	11.7	5.4	7.1		14.1	7.8	7.9	10.0		
LSD (0.05)		7.7	7.3	16.0	6.1	8.7		13.8	11.7	11.1	14.7		
R ²		88	96	54	68	58		52	65	70.3	66		
Error DF		70	70	70	70	70		70	70	70.0	70		

Table 9. Summary of 2-Year Yields for Maturity Group V Early Roundup Ready for the 2016 and 2017 Mississippi Soybean Variety Trials.

Brand	Variety	Brooks-ville ¹ irr.	Clark-dale ¹ irr.	Long-wood ¹ irr.	Stone-ville irr. (clay)	Stone-ville irr. (loam)	Irrigated avg.	Brooks-ville not irr.	Hickory Flat ¹ not irr.	Olive Branch ¹ not irr.	Not irr. avg.	Overall avg.
		<i>bu/A</i>	<i>bu/A</i>	<i>bu/A</i>	<i>bu/A</i>	<i>bu/A</i>	<i>bu/A</i>	<i>bu/A</i>	<i>bu/A</i>	<i>bu/A</i>	<i>bu/A</i>	<i>bu/A</i>
Armor	53-D04	—	—	—	66.4	71.2	68.8	49.5	—	—	49.5	62.4
Credenz	CZ 5375 RY	50.2	70.0	70.5	68.9	73.1	66.5	43.3	74.6	83.3	67.1	75.5
Delta Grow	DG 5170RR/STS	64.5	70.9	76.8	72.7	85.1	74.0	58.1	80.1	95.7	78.0	66.4
Delta Grow	DG 5555RR	61.9	58.7	70.2	62.8	67.4	64.2	53.3	70.6	86.5	70.1	72.0
Delta Grow	DG5580 RR2	58.7	72.5	80.6	72.1	75.1	71.8	55.9	70.2	91.0	72.4	70.4
Dyna-Gro	S56RY84	62.0	69.0	79.7	66.2	69.7	69.3	50.2	67.9	98.5	72.2	70.4
Progeny	P 5016RXS	—	—	—	66.3	78.9	72.6	54.8	—	—	54.8	66.7
Progeny	P 5417RX	—	—	—	68.9	69.9	69.4	51.5	—	—	51.5	63.4
Terral	REV 51A56	63.1	74.0	73.4	69.9	75.5	71.2	40.6	75.4	88.2	68.0	70.0
U. of Arkansas	UA 5414RR	62.7	56.7	53.4	55.2	63.3	58.3	48.0	71.1	88.6	69.2	62.4
USG	7547XT	—	—	—	64.5	69.3	66.9	56.0	—	—	56.0	63.3
Mean		60.4	67.4	72.1	66.7	72.6	68.5	51.0	72.8	90.3	64.4	67.5

¹No 2-year averages for Xtend varieties at these locations.

Table 10. Summary of 3-Year Yields for the Maturity Group V Early Roundup Ready for the 2015, 2016, and 2017 Mississippi Soybean Variety Trials.

Brand	Variety	Clarksdale irr.	Stoneville irr. (clay)	Stoneville irr. (loam)	Irrigated avg.	Brooksville not irr.	Hickory Flat not irr.	Not irr. avg.	Overall avg.
		<i>bu/A</i>	<i>bu/A</i>	<i>bu/A</i>	<i>bu/A</i>	<i>bu/A</i>	<i>bu/A</i>	<i>bu/A</i>	<i>bu/A</i>
Delta Grow	DG 5170RR/STS	75.3	75.4	84.8	78.5	56.8	84.2	70.5	75.3
Dyna-Gro	S56RY84	72.8	74.7	70.3	72.6	45.3	83.1	64.2	69.2
Terral	REV 51A56	73.2	73.6	79.3	75.4	48.4	79.3	63.8	70.7
U. of Arkansas	UA 5414RR	57.3	62.9	67.2	62.5	38.1	77.9	58.0	60.7
Mean		69.7	71.6	75.4	72.2	47.1	81.1	64.1	69.0

Table 11. Summary of Yield for Group V Late Roundup Ready for the 2017 Mississippi Soybean Variety Trials.

Brand	Variety ¹	Brooks-ville irr.	Clarks-dale irr.	Long-wood irr.	Stone-ville irr. (clay)	Stone-ville irr. (loam)	Irrigated avg.	Brooks-ville not irr.	Hickory Flat not irr.	Olive Branch not irr.	Ray-mond not irr.	Not irr. avg.	Overall avg.
		<i>bu/A</i>	<i>bu/A</i>	<i>bu/A</i>	<i>bu/A</i>	<i>bu/A</i>	<i>bu/A</i>	<i>bu/A</i>	<i>bu/A</i>	<i>bu/A</i>	<i>bu/A</i>	<i>bu/A</i>	<i>bu/A</i>
Asgrow	AG59X7	57.6	68.3	96.0	63.3	69.4	70.9	55.2	72.8	79.8	80.3	72.0	71.4
Progeny	P5752RY	56.9	61.4	88.7	62.5	70.1	67.9	56.4	90.8	87.9	88.7	80.9	73.7
U. of Arkansas	UA 5715GT	55.1	59.0	76.7	60.1	71.1	64.4	54.2	73.4	83.8	76.2	71.9	67.7
USG	75B75R	61.6	64.4	86.1	60.2	74.4	69.3	63.8	93.2	83.2	83.1	80.8	74.4
Mean		57.8	63.3	86.9	61.5	71.3	68.1	58.2	82.6	83.7	82.1	76.4	71.8
CV		13.3	5.7	5.5	5.0	2.5		8.1	11.7	9.3	8.5		
LSD (0.05)		NS	NS	9.6	NS	3.5		NS	NS	NS	NS		
R ²		25	68	81	42	81		57	69	75	60		
Error DF		6	6	6	6	6		6	6	6	6		

Table 12. Summary of 2-Year Yields for Maturity Group V Late Roundup Ready for the 2016 and 2017 Mississippi Soybean Variety Trials.

Brand	Variety	Brooks-ville ¹ irr.	Clark-dale ¹ irr.	Long-wood ¹ irr.	Stone-ville irr. (clay)	Stone-ville irr. (loam)	Irrigated avg.	Brooks-ville not irr.	Hickory Flat ¹ not irr.	Olive Branch ¹ not irr.	Not irr. avg.	Overall avg.
Progeny	P5752RY	<i>bu/A</i> 64.1	<i>bu/A</i> 64.0	<i>bu/A</i> 75.5	<i>bu/A</i> 62.5	<i>bu/A</i> 61.7	<i>bu/A</i> 65.6	<i>bu/A</i> 53.4	<i>bu/A</i> 68.9	<i>bu/A</i> 101.3	<i>bu/A</i> 74.5	<i>bu/A</i> 68.9
U. of Arkansas	UA 5715GT	56.6	53.3	60.1	59.7	66.4	59.2	44.7	56.2	87.2	62.7	60.5
USG	75B75R	68.2	60.0	71.3	60.6	71.2	66.3	57.2	68.6	93.3	73.0	68.8
Mean		63.0	59.1	69.0	61.0	66.4	63.7	51.8	64.6	94.0	70.1	66.1

Table 13. Summary of 3-Year Yields for Maturity Group V Late Roundup Ready for the 2015, 2016, and 2017 Mississippi Soybean Variety Trials.

Brand	Variety	Clarksdale irr.	Stoneville irr. (clay)	Stoneville irr. (loam)	Irrigated avg.	Brooksville not irr.	Hickory Flat not irr.	Not irr. avg.	Overall avg.
Progeny	P5752RY	<i>bu/A</i> 70.0	<i>bu/A</i> 69.4	<i>bu/A</i> 68.0	<i>bu/A</i> 69.1	<i>bu/A</i> 47.3	<i>bu/A</i> 79.9	<i>bu/A</i> 63.6	<i>bu/A</i> 66.9
USG	75B75R	64.9	69.6	75.0	69.8	52.9	83.7	68.3	69.2
Mean		67.4	69.5	71.5	69.5	50.1	81.8	65.9	68.1

Table 14. Summary of Yield for Group IV LibertyLink for the 2017 Mississippi Soybean Variety Trials.

Brand	Variety	Longwood irr.	Stoneville irr. (clay)	Irrigated avg.	Brooksville not irr.	Raymond not irr.	Not irr. avg.	Overall avg.
Credenz	CZ 3841 LL	<i>bu/A</i> 73.1	<i>bu/A</i> 70.9	<i>bu/A</i> 72.0	<i>bu/A</i> 34.6	<i>bu/A</i> 66.5	<i>bu/A</i> 50.6	<i>bu/A</i> 61.3
Credenz	CZ 3945 LL	75.2	75.4	75.3	27.9	55.6	41.7	58.5
Credenz	CZ 4044 LL	73.9	58.7	66.3	40.5	75.9	58.2	62.3
Credenz	CZ 4105 LL	72.4	67.0	69.7	33.9	66.2	50.0	59.9
Credenz	CZ 4222 LL	81.8	73.1	77.5	39.5	79.9	59.7	68.6
Credenz	CZ 4308 LL	83.5	75.7	79.6	36.8	91.1	63.9	71.8
Credenz	CZ 4540LL	79.3	67.2	73.2	43.4	93.9	68.7	70.9
Credenz	CZ 4548 LL	78.6	70.0	74.3	42.7	101.7	72.2	73.3
Credenz	CZ 4748 LL	77.0	64.2	70.6	39.2	93.5	66.3	68.5
Credenz	CZ 4818 LL	72.2	63.5	67.9	48.8	106.4	77.6	72.7
Credenz	CZ 4820 LL	79.8	68.2	74.0	50.4	79.4	64.9	69.4
Credenz	CZ 4918 LL	83.6	76.5	80.0	52.2	94.2	73.2	76.6
Credenz	CZ 4938 LL	76.6	61.5	69.0	52.0	89.6	70.8	69.9
Credenz	HBK LL4953	82.8	67.1	74.9	49.5	110.0	79.8	77.4
Delta Grow	DG 4587LL/STS	79.7	74.1	76.9	45.9	108.4	77.2	77.0
Delta Grow	DG 4781LL	74.7	64.0	69.4	48.0	88.8	68.4	68.9
Delta Grow	DG 4967LL	86.7	67.1	76.9	55.5	102.8	79.1	78.0
Delta Grow	DG 4977LL/STS	68.5	65.6	67.1	53.8	100.0	76.9	72.0
Dyna-Gro	S45LL97	83.8	72.5	78.1	45.2	75.8	60.5	69.3
Dyna-Gro	S49LL34	89.4	71.3	80.3	61.0	113.8	87.4	83.9
Go Soy	49L17	77.7	63.7	70.7	53.6	101.7	77.7	74.2
Go Soy	4714LL	74.6	71.7	73.2	51.8	86.1	68.9	71.0
Terral	REV 48L63	81.7	60.5	71.1	50.5	93.0	71.8	71.4
Terral	REV 45L57	76.8	66.2	71.5	53.8	74.9	64.3	67.9
Terral	REV 49L88	85.8	76.9	81.4	63.2	100.6	81.9	81.6
Mean		78.8	68.5	73.6	46.9	90.0	68.5	71.1
CV		7.9	6.5		8.8	12.3		
LSD (0.05)		10.2	7.4		6.8	18.2		
R ²		53	68		88	74		
Error DF		48	48		48	48		

**Table 15. Summary of 2-Year Yields for Maturity Group IV
LibertyLink for the 2016 and 2017 Mississippi Soybean Variety Trials.**

Brand	Variety	Longwood (Delta)	Stoneville (Delta)	Delta average	Brooksville (Hills)	Overall average
		<i>bu/A</i>	<i>bu/A</i>	<i>bu/A</i>	<i>bu/A</i>	<i>bu/A</i>
Credenz	CZ 4044 LL	58.7	58.4	58.5	37.9	51.6
Credenz	CZ 4105 LL	59.7	60.2	60.0	31.9	50.6
Credenz	CZ 4222 LL	66.3	69.4	67.8	40.4	58.7
Credenz	CZ 4540LL	73.1	67.4	70.2	46.7	62.4
Credenz	CZ 4748 LL	66.7	65.1	65.9	46.9	59.6
Credenz	CZ 4818 LL	65.4	64.8	65.1	55.0	61.7
Credenz	HBK LL4953	76.5	69.8	73.2	53.2	66.5
Delta Grow	DG 4587LL/STS	69.9	72.5	71.2	46.6	63.0
Delta Grow	DG 4781LL	67.0	68.6	67.8	48.1	61.2
Delta Grow	DG 4967LL	77.1	80.7	78.9	53.8	70.5
Delta Grow	DG 4977LL/STS	64.9	67.0	66.0	54.7	62.2
Dyna-Gro	S49LL34	78.6	73.3	76.0	59.4	70.4
Go Soy	4714LL	69.0	71.3	70.2	53.5	64.6
Terral	REV 48L63	74.5	62.5	68.5	49.2	62.1
Mean		69.1	67.9	68.5	48.4	61.8

**Table 16. Summary of 3-Year Yields for Maturity Group IV
LibertyLink for the 2015, 2016, and 2017 Mississippi Soybean Variety Trials.**

Brand	Variety	Stoneville (Delta)	Brooksville (Hills)	Overall average
		<i>bu/A</i>	<i>bu/A</i>	<i>bu/A</i>
Credenz	CZ 4105 LL	60.8	28.6	44.7
Credenz	CZ 4540LL	67.3	45.2	56.3
Credenz	CZ 4748 LL	70.9	47.5	59.2
Credenz	CZ 4818 LL	66.6	51.5	59.0
Credenz	HBK LL4953	74.5	53.2	63.8
Delta Grow	DG 4781LL	74.2	48.0	61.1
Delta Grow	DG 4967LL	79.4	56.6	68.0
Delta Grow	DG 4977LL/STS	69.2	53.6	61.4
Dyna-Gro	S49LL34	78.0	60.0	69.0
Go Soy	4714LL	76.8	51.3	64.1
Mean		71.8	49.6	60.7

Table 17. Summary of Yield for Group V LibertyLink for the 2017 Mississippi Soybean Variety Trials.

Brand	Variety	Longwood irr.	Stoneville irr. (clay)	Irrigated average	Brooksville not irr.	Raymond not irr.	Not irr. average	Overall average
		<i>bu/A</i>	<i>bu/A</i>	<i>bu/A</i>	<i>bu/A</i>	<i>bu/A</i>	<i>bu/A</i>	<i>bu/A</i>
Credenz	CZ 5147 LL	75.8	66.6	71.2	59.0	65.4	62.2	66.7
Credenz	CZ 5150 LL	68.8	61.9	65.4	54.2	62.5	58.3	61.9
Credenz	CZ 5242 LL	74.9	62.4	68.7	47.6	76.7	62.1	65.4
Credenz	CZ 5515 LL	79.7	52.5	66.1	57.1	62.3	59.7	62.9
Credenz	CZ 5727 LL	74.7	59.2	67.0	54.5	72.7	63.6	65.3
Go Soy	5215LL	90.2	63.1	76.6	58.7	62.1	60.4	68.5
Go Soy	5515LL	80.1	63.9	72.0	49.2	69.6	59.4	65.7
Go Soy	5115LL	75.7	66.6	71.2	57.1	76.9	67.0	69.1
Mean		77.5	62.0	69.8	54.7	68.5	61.6	65.7
CV		14.1	5.0		15.9	15.8		
LSD (0.05)		NS	5.4		NS	NS		
R ²		36	78		35	35		
Error DF		14	14		14	14		

**Table 18. Summary of 2-Year Yields for Maturity Group V
LibertyLink for the 2016 and 2017 Mississippi Soybean Variety Trials.**

Brand	Variety	Longwood irr.	Stoneville irr. (clay)	Brooksville not irr.	Overall average
		<i>bu/A</i>	<i>bu/A</i>	<i>bu/A</i>	<i>bu/A</i>
Credenz	CZ 5147 LL	62.7	60.4	54.9	59.3
Credenz	CZ 5150 LL	68.8	57.9	52.7	59.8
Credenz	CZ 5242 LL	72.9	57.2	50.0	60.1
Credenz	CZ 5515 LL	66.7	48.4	51.4	55.5
Go Soy	5215LL	81.2	58.2	54.0	64.5
Go Soy	5515LL	68.9	58.7	49.7	59.1
Go Soy	5115LL	72.2	61.2	55.1	62.8
Mean		70.5	57.4	52.5	60.2

**Table 19. Summary of 3-Year Yields for Maturity Group V
LibertyLink for the 2015, 2016, and 2017 Mississippi Soybean Variety Trials.**

Brand	Variety	Stoneville irr. (clay)	Brooksville not irr.	Overall average
		<i>bu/A</i>	<i>bu/A</i>	<i>bu/A</i>
Credenz	CZ 5147 LL	64.1	49.6	56.8
Credenz	CZ 5150 LL	65.2	52.1	58.7
Credenz	CZ 5242 LL	64.1	49.5	56.8
Credenz	CZ 5515 LL	52.9	49.1	51.0
Go Soy	5215LL	64.9	50.3	57.6
Go Soy	5515LL	63.9	46.6	55.3
Go Soy	5115LL	66.9	53.4	60.1
Mean		63.2	50.1	56.6

Table 20. Summary of Yield for Maturity Group IV Conventional for the 2017 Mississippi Soybean Variety Trials.

Brand	Variety	Stoneville irr. (clay)	Brooksville not irr.	Overall average
		<i>bu/A</i>	<i>bu/A</i>	<i>bu/A</i>
Go Soy	Ireane	69.4	48.7	59.0
U. of Missouri	S13-2743C	71.5	28.8	50.2
U. of Missouri	S13-10590C	63.2	35.4	49.3
U. of Missouri	S13-3851C	73.4	53.2	63.3
U. of Missouri	S14-6391C	68.9	42.2	55.5
U. of Missouri	S13-1805C	73.7	50.9	62.3
Mean		70.0	43.2	56.6
CV		3.1	18.0	
LSD (0.05)		4.1	14.2	
R ²		82	72	
Error DF		10	10	

**Table 21. Summary of 2-Year Yields for Maturity Group IV
Conventional for the 2016 and 2017 Mississippi Soybean Variety Trials.**

Brand	Variety ¹	Stoneville (Delta) irr.	Brooksville (Hills) not irr.	Overall average
Go Soy	Ireane	72.4	48.8	60.6
Overall Mean		72.4	48.8	60.6

**Table 22. Summary of the 3-Year Yields for the Maturity Group IV
Conventional for the 2015, 2016, and 2017 Mississippi Soybean Variety Trials.**

Brand	Variety	Brooksville not irr.
Go Soy	Ireane	<i>bu/A</i> 46.3
Overall Mean		46.3

Table 23. Summary of Yield for Group V Conventional for the 2017 Mississippi Soybean Variety Trials.

Brand	Variety	Stoneville irr. (clay)	Brooksville not irr.	Overall average
		<i>bu/A</i>	<i>bu/A</i>	<i>bu/A</i>
Go Soy	56C16	70.3	48.0	59.2
U. of Arkansas	UA 5814HP	58.1	43.8	50.9
U. of Arkansas	Osage	71.4	45.5	58.5
U. of Arkansas	R09-430	71.4	54.7	63.1
U. of Arkansas	R11-7999	64.6	49.8	57.2
U. of Arkansas	R11-8346	68.1	38.2	53.2
U. of Arkansas	UA 5014C	73.0	53.8	63.4
U. of Missouri	S13-1955C	72.3	63.4	67.9
USDA-ARS	JTN-5110	63.3	61.6	62.4
Mean		68.1	51.0	59.5
CV		6.3	10.5	
LSD (0.05)		7.5	9.3	
R ²		71	79	
Error DF		16	16	

**Table 24. Summary of 2-Year Yields for Maturity Group V
Conventional for the 2016 and 2017 Mississippi Soybean Variety Trials.**

Brand	Variety	Stoneville irr. (clay)	Brooksville not irr.	Overall average
		<i>bu/A</i>	<i>bu/A</i>	<i>bu/A</i>
U. of Arkansas	Osage	69.6	55.5	62.5
U. of Arkansas	R09-430	66.6	53.5	60.1
U. of Arkansas	UA 5014C	63.8	52.0	57.9
USDA-ARS	JTN-5110	58.9	53.9	56.4
Mean		64.7	53.7	59.2

**Table 25. Summary of 3-Year Yields for Maturity Group V
Conventional for the 2015, 2016, and 2017 Mississippi Soybean Variety Trials.**

Brand	Variety	Brooksville not irr.	Overall average
		<i>bu/A</i>	<i>bu/A</i>
U. of Arkansas	Osage	47.7	47.7
U. of Arkansas	R09-430	51.1	51.1
USDA-ARS	JTN-5110	53.6	53.6
Mean		50.8	50.8

BROOKSVILLE, BLACK BELT BRANCH

Crop Summary

Soybean plots were planted into a stale seedbed. Moisture at planting was adequate for germination. All plots quickly emerged to a stand. Rainfall was not over-abundant, but it was timely. Temperatures were mild

during most of the growing season. These timely rains supplied enough soil moisture to achieve good yields at this location. A warm, dry fall allowed for a timely harvest without difficulties.

Planting dateApril 21

Harvest dateIV Roundup Ready, IV LibertyLink, and IV Conventional on September 18; V Roundup Ready, V LibertyLink, and V Conventional on September 27

Soil typeBrooksville silty clay

Soil pH6.2

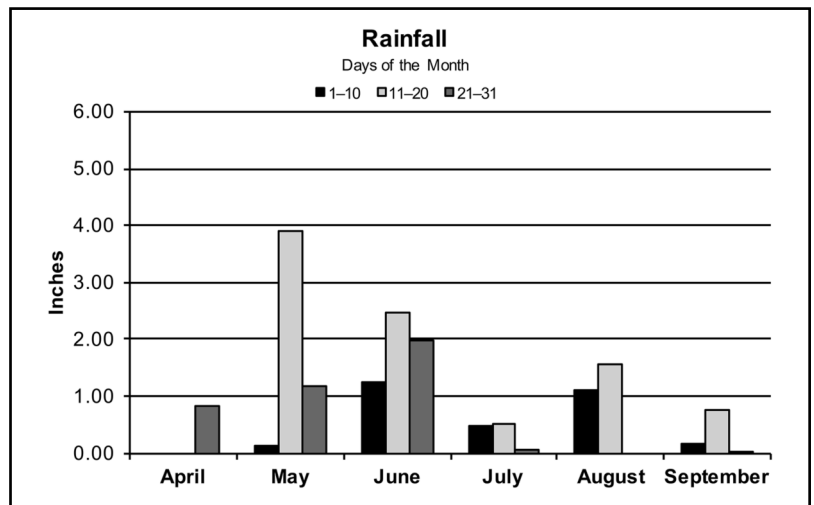
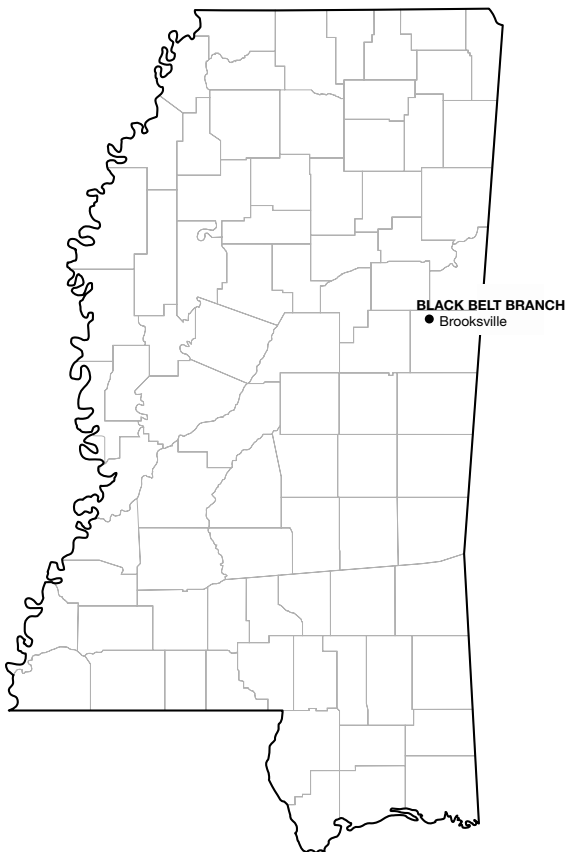
Soil fertilityP=H, K=M

Previous cropSoybean

HerbicidesPreemergence – Authority MTZ @ 12 oz/A, Dual II Magnum @ 32 oz/A, Zidua @ 2 oz/A, and Gramoxone @ 32 oz/A on April 21

Postemergence – Roundup Ready, LibertyLink, and Conventional – FirstRate @ 0.6 oz/A, Select @ 12 oz/A, and Prefix @ 24 oz/A on June 29

Fertilizer added . . . Preplant – 0-20-20 @ 300 lb/A



Rainfall Summary

	Inches
April	.082
May	.521
June	.568
July	1.05
August	2.69
September	0.97
Total	16.42

Table 26. Roundup Ready Maturity Group IV Early Nonirrigated Soybean Varieties (Black Belt Branch Station, Brooksville).

Brand	Variety ¹	Yield			Maturity date	Plant height	Lodging score
		2017	2-yr. avg.	3-yr. avg.			
		<i>bu/A</i>	<i>bu/A</i>	<i>bu/A</i>		<i>in</i>	<i>1-5</i>
Dyna-Gro	S45XS66	83.2	—	—	9/3	29	1
Dyna-Gro	31RY45	80.2	66.1	56.7	9/4	30	1
Progeny	P4444RXS	78.9	—	—	9/9	19	1
Armor	46-D08	74.3	61.2	—	8/31	32	1
Pioneer	P40T26X	73.2	—	—	8/28	30	1
AgriGold	G4685RX	72.6	—	—	9/3	22	1
Asgrow	AG46X8	72.3	—	—	9/7	27	1
Dyna-Gro	SX17846XS	72.1	—	—	9/3	27	1
Progeny	P 4516RXS	71.7	60.2	—	9/8	22	1
Delta Grow	DG 4680RR2	71.1	61.3	—	8/24	30	1
Progeny	P 4620RXS	70.5	57.7	—	9/8	23	1
Armor	ARX4607	69.4	—	—	8/29	29	1
Great Heart Seed	GT-4540XS	69.2	58.6	—	9/5	23	1
AgriGold	G4440RX	68.8	—	—	9/2	27	1
Pioneer	P45T74X	68.4	—	—	9/3	31	1
AgriGold	G4380RX	67.7	—	—	8/29	27	1
Delta Grow	4670RR2	67.3	59.3	52.8	9/3	22	1
Asgrow	AG43X7	67.0	—	—	8/25	23	1
MorSoy	MS 4616 RXT	65.4	—	—	8/23	32	1
NK	S43-V3X	64.7	—	—	8/23	25	1
Credenz	CZ 4181 RY	64.6	53.1	45.1	8/23	30	1
Croplan	RX4516S	64.6	—	—	9/8	29	1
Asgrow	AG46X6	63.9	55.0	—	9/9	19	1
Asgrow	AG46X7	63.8	55.3	—	9/10	17	1
Dyna-Gro	S43RY95	63.2	57.1	50.1	8/23	31	1
Dyna-Gro	S44XS57	63.0	—	—	8/23	30	1
Dyna-Gro	S45XS37	61.5	—	—	9/2	28	1
Asgrow	AG45X8	60.7	—	—	8/25	22	1
AGS	GS45R216	60.2	55.5	—	9/4	15	1
AGS	GS46X17	59.4	—	—	8/23	25	1
Progeny	P4255RX	59.3	—	—	8/25	18	1
NK	S45-K5X	57.8	—	—	8/26	25	1
Credenz	CZ 4590 RY	57.6	53.4	49.3	8/30	25	1
Armor	44-D40	54.1	—	—	9/3	19	1
U. of Missouri	S14-9051R	45.6	—	—	9/5	20	1
Mean		66.5					
CV		16.0					
LSD (0.05)		NS					
R ²		52.6					
Error DF		68					

¹Variety followed by an asterisk indicates an experimental entry.

Table 27. Roundup Ready Maturity Group IV Late Nonirrigated Soybean Varieties (Black Belt Branch Station, Brooksville).

Brand	Variety ¹	Yield			Maturity date	Plant height	Lodging score
		2017	2-yr. avg.	3-yr. avg.			
		<i>bu/A</i>	<i>bu/A</i>	<i>bu/A</i>		<i>in</i>	<i>1-5</i>
USG	7497XT	78.3	64.3	—	9/8	36	2
USG	7487XTS	78.3	65.5	—	8/25	29	1
Great Heart Seed	GT-4817XS	76.6	—	—	9/9	28	1
AgriGold	G4835RX	76.4	—	—	9/7	32	1
Petrus Seed	4916 GT	75.8	—	—	9/8	31	1
USG	7496XTS	75.1	60.8	—	9/1	28	1
Asgrow	AG48X8	75.0	—	—	9/3	28	1
Terral	REV 4927X *	74.0	—	—	8/23	32	1
Asgrow	AG47X6	73.9	57.9	—	8/24	32	1
Progeny	P 4929RXS	73.0	—	—	9/3	30	1
Pioneer	P48T27X	73.0	—	—	8/30	32	1
Croplan	R2C4775	72.8	59.8	—	9/4	38	1
Terral	REV 48A26	72.7	59.9	—	8/22	36	1
Terral	REV 49R94	72.5	57.1	52.7	8/23	33	1
Delta Grow	DG 4835 RR2X	72.2	—	—	9/5	30	1
Armor	ARX4807 *	71.8	—	—	9/3	26	1
Terral	REV 4857X *	71.5	—	—	8/22	33	1
MorSoy	MS 4846 RXT	71.1	—	—	9/10	28	1
Delta Grow	DGX 4845RR2X	71.0	—	—	9/3	25	1
Progeny	P 4757RY	70.7	59.4	53.7	8/23	32	1
Go Soy	49G16	69.6	57.4	—	9/8	32	1
Terral	REV 48A76	69.4	56.5	—	8/22	31	1
Delta Grow	DG 4880RR	68.7	52.4	45.9	8/25	29	1
Delta Grow	DG 4995 RR	67.9	—	—	9/9	32	1
Progeny	P 4851RX	67.9	—	—	8/22	26	1
Great Heart Seed	GT-5022XS	67.5	—	—	9/7	34	1
AGS	GS48R216	67.5	58.7	—	8/23	24	1
USG	74K95RS	66.6	—	—	9/6	27	1
Great Heart Seed	GT-4721X	66.1	—	—	9/8	32	1
Delta Grow	DG 4790RR2	64.8	53.8	52.1	9/1	28	1
Terral	REV 47R34	64.6	52.4	50.7	8/21	35	2
AgriGold	G4990RX	64.6	—	—	9/8	31	1
Dyna-Gro	S49XS88	64.3	—	—	9/3	29	1
Croplan	RX4825	63.0	—	—	9/9	33	1
Progeny	P 4799RXS	62.9	53.2	—	8/22	27	1
Delta Grow	DG 4970RR	62.8	51.8	49.7	8/22	37	1
Progeny	P 4996RXS	62.3	—	—	8/23	30	1
Armor	48D87	61.7	—	—	8/22	28	1
Progeny	P 4816RX	61.6	52.2	—	9/9	23	1
Great Heart Seed	GT-477CR2	61.3	52.9	49.8	8/22	30	1
Dyna-Gro	S48XT56	61.0	52.6	—	9/3	26	1
NK	S48-R2X	60.9	—	—	8/22	29	1
Petrus Seed	479 GTS	56.3	—	—	8/22	31	1
Delta Grow	DG 4825 RR2/STS	55.6	50.4	47.7	8/24	28	1
Dyna-Gro	SX17648XT *	51.3	—	—	8/24	25	1
U. of Missouri	S14-15146R *	44.6	—	—	8/30	27	1
Mean		65.6					
CV		13.4					
LSD (0.05)		14.7					
R ²		59.2					
Error DF		90					

¹Variety followed by an asterisk indicates an experimental entry.

Table 28. Roundup Ready Maturity Group V Early Nonirrigated Soybean Varieties (Black Belt Branch Station, Brooksville).

Brand	Variety ¹	Yield			Maturity date	Plant height	Lodging score
		2017	2-yr. avg.	3-yr. avg.			
		<i>bu/A</i>	<i>bu/A</i>	<i>bu/A</i>		<i>in</i>	<i>1-5</i>
Pioneer	P54A54X	75.6	—	—	9/15	24	1
Pioneer	P55A49X	70.6	—	—	9/15	24	1
Terral	REV 50A47	68.5	—	—	9/20	32	1
USG	7547XT	67.5	56.0	—	9/16	26	1
Delta Grow	DG 5170RR/STS	66.6	58.1	56.8	9/16	33	1
Progeny	P 5016RXS	66.0	54.8	—	9/6	27	1
Asgrow	AG55X7	66.0	—	—	9/16	24	1
Armor	57D77	65.8	—	—	9/15	25	1
Terral	REV 56A58	65.7	—	—	9/22	20	1
AgriGold	G5000RX	65.4	—	—	9/5	32	1
Terral	REV 55A67 *	65.0	—	—	9/22	25	1
Asgrow	AG55X8	64.2	—	—	9/22	32	1
NK	S52-Y7X	63.8	—	—	9/17	29	1
Asgrow	AG51X8	63.0	—	—	9/5	34	1
Dyna-Gro	SX17651XS *	62.6	—	—	9/8	23	1
Pioneer	P50T92X	62.4	—	—	9/7	29	1
Delta Grow	DG 5555RR	62.4	53.3	—	9/22	36	1
Dyna-Gro	S56XT98	61.3	—	—	9/17	23	1
Great Heart Seed	GT-5324X	61.1	—	—	9/7	25	1
MorSoy	MS 5607 RXT	59.8	—	—	9/17	28	1
USG	7568XT	59.5	—	—	9/16	27	1
Terral	REV 56R63	59.4	—	—	9/22	26	1
Delta Grow	DG5580 RR2	59.3	55.9	—	9/22	31	1
Pioneer	P50T56X	58.1	—	—	9/3	26	1
Dyna-Gro	S56RY84	58.0	50.2	45.3	9/19	31	1
Progeny	P 5417RX	57.7	51.5	—	9/16	18	1
Armor	53-D04	56.7	49.5	—	9/16	22	1
Armor	ARX5107 *	56.1	—	—	9/13	31	1
Progeny	P 5376RX	55.7	—	—	9/6	29	1
Progeny	P 5688RX	52.5	—	—	9/16	26	1
U. of Missouri	S14-9017R *	51.2	—	—	9/6	21	1
Go Soy	54G16	50.6	—	—	9/18	23	1
Credenz	CZ 5375 RY	50.4	43.3	—	9/17	22	1
U. of Arkansas	UA 5414RR	49.6	48.0	38.1	9/16	24	1
Progeny	P 5157RXS	49.5	—	—	9/9	25	1
Terral	REV 51A56	38.9	40.6	48.4	9/20	30	1
Mean		60.2					
CV		14.1					
LSD (0.05)		13.8					
R ²		52.0					
Error DF		70					

¹Variety followed by an asterisk indicates an experimental entry.

Table 29. Roundup Ready Maturity Group V Late Nonirrigated Soybean Varieties (Black Belt Branch Station, Brooksville).

Brand	Variety ¹	Yield			Maturity date	Plant height	Lodging score
		2017	2-yr. avg.	3-yr. avg.			
		<i>bu/A</i>	<i>bu/A</i>	<i>bu/A</i>		<i>in</i>	<i>1-5</i>
USG	75B75R	63.8	57.2	52.9	9/19	27	1
Progeny	P5752RY	56.4	53.4	47.3	9/18	28	1
Asgrow	AG59X7	55.2	—	—	9/22	23	1
U. of Arkansas	UA 5715GT	54.2	44.7	—	9/22	25	1
Mean		58.2					
CV		8.14					
LSD (0.05)		NS					
R ²		57.17					
Error DF		6					

¹Variety followed by an asterisk indicates an experimental entry.

Table 30. Maturity Group IV LibertyLink Nonirrigated Soybean Varieties (Black Belt Branch Station, Brooksville).

Brand	Variety ¹	Yield			Maturity date	Plant height	Lodging score
		2017	2-yr. avg.	3-yr. avg.			
		<i>bu/A</i>	<i>bu/A</i>	<i>bu/A</i>		<i>in</i>	<i>1-5</i>
Terral	REV 49L88	63.2	—	—	9/4	31	1
Dyna-Gro	S49LL34	61.0	59.4	60.0	9/16	38	1
Delta Grow	DG 4967LL	55.5	53.8	56.6	9/16	44	1
Delta Grow	DG 4977LL/STS	53.8	54.7	53.6	9/9	40	1
Terral	REV 45L57 *	53.8	—	—	8/29	28	1
Go Soy	49L17	53.6	—	—	9/15	41	1
Credenz	CZ 4918 LL	52.2	—	—	8/22	26	1
Credenz	CZ 4938 LL	52.0	—	—	9/13	35	1
Go Soy	4714LL	51.8	53.5	51.3	9/1	29	1
Terral	REV 48L63	50.5	49.2	—	9/4	39	1
Credenz	CZ 4820 LL	50.4	—	—	8/25	32	1
Credenz	HBK LL4953	49.5	53.2	53.2	9/16	36	1
Credenz	CZ 4818 LL	48.8	55.0	51.5	9/4	32	1
Delta Grow	DG 4781LL	48.0	48.1	48.0	8/26	34	1
Delta Grow	DG 4587LL/STS	45.9	46.6	—	8/24	31	1
Dyna-Gro	S45LL97	45.2	—	—	8/23	33	1
Credenz	CZ 4540LL	43.4	46.7	45.2	8/31	33	1
Credenz	CZ 4548 LL	42.7	—	—	8/21	28	1
Credenz	CZ 4044 LL	40.5	37.9	—	8/19	27	1
Credenz	CZ 4222 LL	39.5	40.4	—	8/19	27	1
Credenz	CZ 4748 LL	39.2	46.9	47.5	9/2	28	1
Credenz	CZ 4308 LL	36.8	—	—	8/19	32	1
Credenz	CZ 3841 LL	34.6	—	—	8/19	32	1
Credenz	CZ 4105 LL	33.9	31.9	28.6	8/19	32	1
Credenz	CZ 3945 LL	27.9	—	—	8/19	30	1
Mean		46.9					
CV		8.8					
LSD (0.05)		6.8					
R ²		87.8					
Error DF		48					

¹Variety followed by an asterisk indicates an experimental entry.

Table 31. Maturity Group V LibertyLink Nonirrigated Soybean Varieties (Black Belt Branch Station, Brooksville).

Brand	Variety	Yield			Maturity date	Plant height	Lodging score
		2017	2-yr. avg.	3-yr. avg.			
		<i>bu/A</i>	<i>bu/A</i>	<i>bu/A</i>		<i>in</i>	<i>1-5</i>
Credenz	CZ 5147 LL	59.0	54.9	49.6	9/18	26	1
Go Soy	5215LL	58.7	54.0	50.3	9/16	37	1
Credenz	CZ 5515 LL	57.1	51.4	49.1	9/21	43	1
Go Soy	5115LL	57.1	55.1	53.4	9/16	35	1
Credenz	CZ 5727 LL	54.5	—	—	9/21	30	1
Credenz	CZ 5150 LL	54.2	52.7	52.1	9/13	37	1
Go Soy	5515LL	49.2	49.7	46.6	9/21	21	1
Credenz	CZ 5242 LL	47.6	50.0	49.5	9/15	33	1
Mean		54.7					
CV		15.9					
LSD (0.05)		NS					
R ²		35					
Error DF		14					

Table 32. Maturity Group IV Conventional Nonirrigated Soybean Varieties (Black Belt Branch Station, Brooksville).

Brand	Variety ¹	Yield			Maturity date	Plant height	Lodging score
		2017	2-yr. avg.	3-yr. avg.			
		<i>bu/A</i>	<i>bu/A</i>	<i>bu/A</i>		<i>in</i>	<i>1-5</i>
U. of Missouri	S13-3851C *	53.2	—	—	8/25	26	1
U. of Missouri	S13-1805C *	50.9	—	—	9/9	26	1
Go Soy	Ireane	48.7	48.8	46.3	9/17	15	1
U. of Missouri	S14-6391C *	42.2	—	—	9/10	24	1
U. of Missouri	S13-10590C *	35.4	—	—	8/24	27	1
U. of Missouri	S13-2743C *	28.8	—	—	8/23	25	1
Mean		41.2					
CV		18.0					
LSD (0.05)		14.2					
R ²		.72					
Error DF		10					

¹Variety followed by an asterisk indicates an experimental entry.

Table 33. Maturity Group V Conventional Nonirrigated Soybean Varieties (Black Belt Branch Station, Brooksville).

Brand	Variety ¹	Yield			Maturity date	Plant height	Lodging score
		2017	2-yr. avg.	3-yr. avg.			
		<i>bu/A</i>	<i>bu/A</i>	<i>bu/A</i>		<i>in</i>	<i>1-5</i>
U. of Missouri	S13-1955C *	63.4	—	—	9/22	28	1
USDA-ARS	JTN-5110	61.6	53.9	53.6	9/22	28	1
U. of Arkansas	R09-430 *	54.7	53.5	51.0	9/21	22	1
U. of Arkansas	UA 5014C	53.8	52.0	—	9/15	25	1
U. of Arkansas	R11-7999 *	49.8	—	—	9/17	25	1
Go Soy	56C16	48.0	—	—	9/21	32	1
U. of Arkansas	Osage	45.5	55.5	47.7	9/16	22	1
U. of Arkansas	UA 5814HP	43.8	—	—	9/19	30	1
U. of Arkansas	R11-8346 *	38.2	—	—	9/22	25	1
Mean		51.0					
CV		10.5					
LSD (0.05)		9.3					
R ²		.79.3					
Error DF		16					

¹Variety followed by an asterisk indicates an experimental entry.

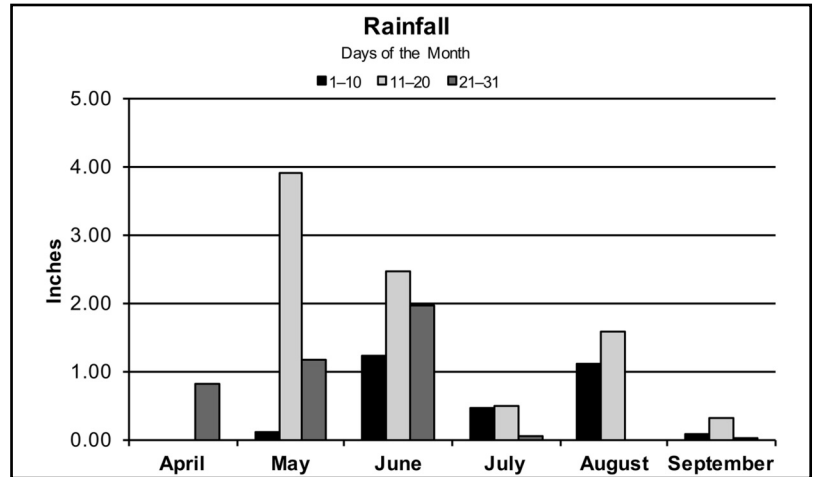
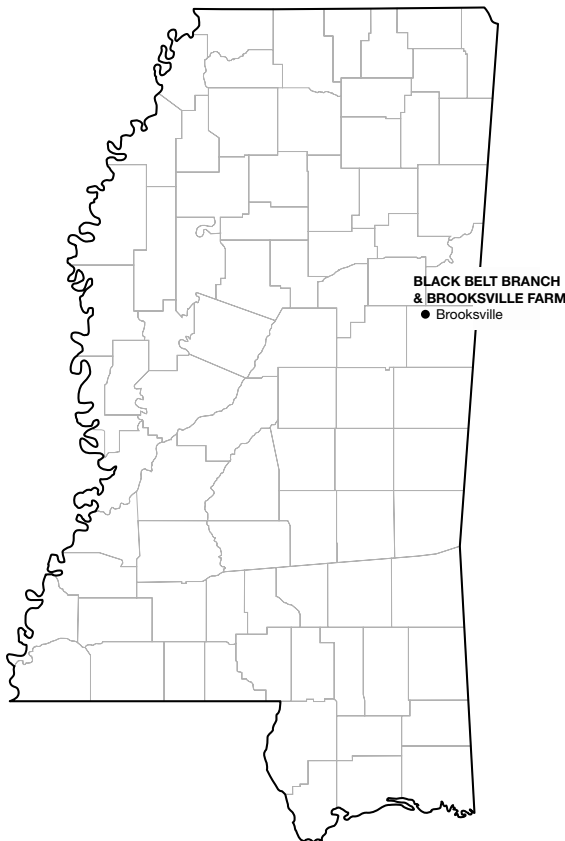
BROOKSVILLE, BROOKSVILLE FARM

Crop Summary

Soybean plots were planted in mid-April into a stale seedbed with adequate moisture for germination. All plots emerged to a stand. A couple of heavy rains were observed in the weeks after planting. The plots appeared to be stunted at this location throughout the growing sea-

son. Below-average yields were observed at this site. The stunted plants and lower yields are possibly the result of carryover corn herbicide from the previous crop, due to the lack of rainfall recorded during the fall and winter months, prior to planting.

- Planting date**April 18
Harvest dateIV Early and IV Late Roundup Ready on September 19; V Early and V Late Roundup Ready on September 27
Soil typeBrooksville silty clay
Soil pH6.8
Soil fertilityP=H, K=H
Previous cropCorn
Fertilizer addedBroiler litter @ 2 tons/A, K @ 70 lb/A, S @ 22 lb/A, B @ 1.05 lb/A, and Mg @ 11 lb/A
HerbicidesPreplant – Roundup @ 32 oz/A, Leadoff @ 1.5 oz/A, and Barrage @ 13 oz/A on March 4
 Preemergence – Authority MTZ @ 12 oz/A, Zidua @ 2 oz/A, and Dual II Magnum @ 24 oz/A on April 18
 Postemergence – Roundup @ 26 oz/A on May 16; and Roundup @ 26 oz/A and Prefix @ 32 oz/A on May 29
Fungicide/Insecticide . . .Bifenture @ 3.2 oz/A and Avaris @ 10.5 oz/A on July 3; and Bifenture @ 4.27 oz/A and Acephate @ 0.5 lb/A on August 3
Irrigation datesCenter-pivot irrigation on July 8 (0.75"), July 14 (0.5"), July 22 (0.75"), and July 31 (0.75")



Rainfall Summary

	Inches
April	.082
May	.521
June	.568
July	.105
August	.269
September	.042
Total	.1587

Table 34. Roundup Ready Maturity Group IV Early Irrigated Soybean Varieties (Brooksville Farm, Brooksville).

Brand	Variety ¹	Yield			Maturity date	Plant height	Lodging score
		2017	2-yr. avg.	3-yr. avg. ²			
Great Heart Seed	GT-4540XS	<i>bu/A</i> 61.5	<i>bu/A</i> —	<i>bu/A</i> —	8/31	<i>in</i> 26	<i>1-5</i> 1
Dyna-Gro	SX17846XS	60.9	—	—	8/25	31	1
Armor	ARX4607	56.2	—	—	8/29	29	1
Asgrow	AG46X7	56.1	—	—	8/29	29	1
Asgrow	AG46X8	55.8	—	—	8/31	26	1
Dyna-Gro	S45XS66	55.3	—	—	9/3	25	1
Pioneer	P45T74X	54.6	—	—	8/26	23	1
AgriGold	G4440RX	54.1	—	—	8/25	30	1
MorSoy	MS 4616 RXT	53.4	—	—	8/31	26	1
Armor	46-D08	52.6	—	—	8/30	27	1
Dyna-Gro	31RY45	52.0	65.2	—	8/29	30	1
Progeny	P4444RXS	51.5	—	—	8/25	24	1
Pioneer	P40T26X	50.9	—	—	8/25	26	1
Asgrow	AG43X7	50.9	—	—	8/24	27	1
Progeny	P 4516RXS	50.5	—	—	9/5	25	1
AgriGold	G4685RX	49.0	—	—	9/1	27	1
Progeny	P 4620RXS	48.4	—	—	8/31	25	1
Armor	44-D40	48.4	—	—	8/26	27	1
Dyna-Gro	S45XS37	48.2	—	—	9/3	25	1
Asgrow	AG45X8	47.9	—	—	8/27	25	1
Dyna-Gro	S44XS57	46.2	—	—	8/24	27	1
Delta Grow	4670RR2	45.4	61.0	—	8/26	25	1
Progeny	P4255RX	44.1	—	—	8/23	26	1
AgriGold	G4380RX	43.1	—	—	8/24	28	1
NK	S43-V3X	42.7	—	—	8/25	25	1
AGS	GS45R216	41.5	62.9	—	8/25	26	1
Croplan	RX4516S	41.1	—	—	9/1	24	1
Asgrow	AG46X6	40.8	—	—	9/3	23	1
NK	S45-K5X	40.7	—	—	8/25	25	1
Credenz	CZ 4181 RY	40.1	56.8	—	8/25	27	1
Credenz	CZ 4590 RY	38.4	59.1	—	9/1	26	1
Delta Grow	DG 4680RR2	36.6	57.8	—	8/25	26	1
AGS	GS46X17	35.8	—	—	8/26	18	1
Dyna-Gro	S43RY95	34.6	58.0	—	8/24	23	1
U. of Missouri	S14-9051R	17.5	—	—	8/24	17	1
Mean		47.1					
CV		11.5					
LSD (0.05)		8.8					
R ²		80					
Error DF		68					

¹Variety followed by an asterisk indicates an experimental entry.

²No 3-year average.

Table 35. Roundup Ready Maturity Group IV Late Irrigated Soybean Varieties (Brooksville Farm, Brooksville).

Brand	Variety ¹	Yield			Maturity date	Plant height	Lodging score
		2017	2-yr. avg.	3-yr. avg. ²			
		<i>bu/A</i>	<i>bu/A</i>	<i>bu/A</i>		<i>in</i>	<i>1-5</i>
Delta Grow	DGX 4845RR2X	62.0	—	—	9/9	27	1
Armor	48D87	60.3	—	—	9/1	29	1
Great Heart Seed	GT-4721X	58.8	—	—	9/3	29	1
MorSoy	MS 4846 RXT	58.0	—	—	9/7	23	1
Petrus Seed	4916 GT	57.2	—	—	9/8	30	1
Terral	REV 4857X	56.9	—	—	9/1	29	1
Progeny	P 4851RX	56.8	—	—	9/2	26	1
Go Soy	49G16	54.5	60.0	—	9/8	26	1
Asgrow	AG48X8	54.1	—	—	9/6	27	1
USG	7497XT	53.4	—	—	9/9	34	1
Dyna-Gro	S48XT56	52.9	—	—	9/8	25	1
Terral	REV 4927X	52.6	—	—	9/1	29	1
Armor	ARX4807	52.4	—	—	8/31	28	1
Delta Grow	DG 4835 RR2X	52.1	—	—	8/29	28	1
Delta Grow	DG 4995 RR	52.1	—	—	9/10	31	1
Terral	REV 47R34	51.4	70.1	—	8/29	28	1
Terral	REV 48A76	50.9	66.9	—	8/24	25	1
Pioneer	P48T27X	50.7	—	—	9/4	27	1
AGS	GS48R216	50.1	58.6	—	9/6	23	1
Croplan	RX4825	49.9	—	—	9/7	22	1
Asgrow	AG47X6	48.7	—	—	9/2	31	1
USG	7487XTS	48.6	—	—	9/3	27	1
Progeny	P 4929RXS	48.6	—	—	9/2	25	1
Progeny	P 4799RXS	48.4	—	—	9/2	26	1
AgriGold	G4835RX	48.3	—	—	8/31	24	1
Great Heart Seed	GT-4817XS	48.2	—	—	9/3	28	1
Croplan	R2C4775	47.1	62.2	—	9/4	23	1
USG	74K95RS	46.2	—	—	9/7	29	1
NK	S48-R2X	45.3	—	—	9/1	26	1
Delta Grow	DG 4880RR	45.0	60.9	—	9/2	27	1
Terral	REV 48A26	45.0	63.1	—	8/27	26	1
Great Heart Seed	GT-5022XS	44.5	—	—	9/3	29	1
Great Heart Seed	GT-477CR2	44.2	63.9	—	9/3	22	1
Progeny	P 4996RXS	43.3	—	—	9/6	27	1
Progeny	P 4816RX	43.1	—	—	9/7	25	1
Delta Grow	DG 4790RR2	42.6	61.7	—	9/4	23	1
AgriGold	G4990RX	42.0	—	—	9/1	26	1
Dyna-Gro	S49XS88	41.3	—	—	8/31	26	1
Delta Grow	DG 4970RR	40.5	53.0	—	9/4	32	1
Dyna-Gro	SX17648XT	40.3	—	—	8/27	20	1
Terral	REV 49R94	39.5	60.6	—	8/28	29	1
Progeny	P 4757RY	39.4	60.4	—	9/1	24	1
USG	7496XTS	39.0	—	—	9/2	25	1
Delta Grow	DG 4825 RR2/STS	38.2	55.6	—	8/30	26	1
Petrus Seed	479 GTS	33.0	—	—	8/24	25	1
U. of Missouri	S14-15146R	27.0	—	—	8/31	21	1
Mean		47.2					
CV		9.2					
LSD (0.05)		7.2					
R ²		80.4					
Error DF		90					

¹Variety followed by an asterisk indicates an experimental entry.

²No 3-year average.

Table 36. Roundup Ready Maturity Group V Early Irrigated Soybean Varieties (Brooksville Farm, Brooksville).

Brand	Variety ¹	Yield			Maturity date	Plant height	Lodging score
		2017	2-yr. avg.	3-yr. avg. ²			
		<i>bu/A</i>	<i>bu/A</i>	<i>bu/A</i>		<i>in</i>	<i>1-5</i>
Pioneer	P54A54X	84.0	—	—	9/15	32	1
Pioneer	P55A49X	82.9	—	—	9/18	24	1
Asgrow	AG55X8	72.1	64.5	—	9/18	39	1
Terral	REV 50A47	70.0	—	—	9/1	33	1
Progeny	P 5688RX	66.6	63.1	—	9/17	29	1
MorSoy	MS 5607 RXT	66.2	—	—	9/17	32	1
Asgrow	AG55X7	65.3	50.2	—	9/16	28	1
USG	7568XT	64.8	—	—	9/15	35	1
Armor	57D77	63.8	—	—	9/15	32	1
Dyna-Gro	S56XT98	63.6	—	—	9/6	32	1
Terral	REV 56A58	63.2	62.7	—	9/20	30	1
Terral	REV 55A67 *	62.0	—	—	9/22	23	1
Progeny	P 5417RX	60.7	—	—	9/17	27	1
USG	7547XT	60.1	—	—	9/16	26	1
U. of Arkansas	UA 5414RR	58.2	—	—	9/15	30	1
Dyna-Gro	S56RY84	56.9	—	—	9/17	35	1
Pioneer	P50T56X	55.6	—	—	9/3	30	1
Delta Grow	DG 5555RR	54.6	62.0	—	9/20	31	1
Armor	53-D04	54.2	—	—	9/15	29	1
Delta Grow	DG 5170RR/STS	54.0	58.7	—	9/8	33	1
Great Heart Seed	GT-5324X	52.4	—	—	9/3	24	1
Progeny	P 5376RX	52.0	—	—	9/5	28	1
Go Soy	54G16	51.4	—	—	9/16	29	1
Progeny	P 5016RXS	51.2	—	—	9/4	26	1
Terral	REV 51A56	51.1	—	—	9/3	37	1
Pioneer	P50T92X	50.8	—	—	9/3	34	1
AgriGold	G5000RX	50.5	—	—	9/2	26	1
Asgrow	AG51X8	49.4	—	—	9/2	32	1
Dyna-Gro	SX17651XS *	47.5	—	—	9/7	29	1
U. of Missouri	S14-9017R *	46.4	—	—	9/6	26	1
Delta Grow	DG5580 RR2	46.2	—	—	9/22	32	1
Terral	REV 56R63	45.7	—	—	9/19	30	1
Armor	ARX5107 *	44.7	—	—	9/2	26	1
NK	S52-Y7X	44.7	—	—	9/2	26	1
Progeny	P 5157RXS	43.0	—	—	9/7	25	1
Credenz	CZ 5375 RY	40.9	61.9	—	9/20	25	1
Mean		56.8					
CV		8.3					
LSD (0.05)		7.7					
R ²		87.9					
Error DF		70					

¹Variety followed by an asterisk indicates an experimental entry.

²No 3-year average.

Table 37. Roundup Ready Maturity Group IV Late Irrigated Soybean Varieties (Brooksville Farm, Brooksville).

Brand	Variety ¹	Yield			Maturity date	Plant height	Lodging score
		2017	2-yr. avg.	3-yr. avg. ²			
		<i>bu/A</i>	<i>bu/A</i>	<i>bu/A</i>		<i>in</i>	<i>1-5</i>
USG	75B75R	61.6	68.2	—	9/20	30	1
Asgrow	AG59X7	57.6	—	—	9/22	27	1
Progeny	P5752RY	56.9	64.1	—	9/20	32	1
U. of Arkansas	UA 5715GT	55.1	56.6	—	9/22	29	1
Mean		57.8					
CV		13.3					
LSD (0.05)		NS					
R ²		25.1					
Error DF		6					

¹Variety followed by an asterisk indicates an experimental entry.

²No 3-year average.

CLARKSDALE IRRIGATED, DULANEY FARMS

Crop Summary

Plots were planted into a stale seedbed that had been tilled the previous fall. Soil moisture was optimum at planting, and plots quickly emerged to a good stand. Stem canker was observed at this location, and its presence resulted in a severe reduction of yield potential for vari-

eties observed to be susceptible to the disease. The overall historical average yield was reduced for this location. However, some varieties still exhibited good yield potential, even in the presence of stem canker. Harvest was conducted in a timely manner.

Planting dateMay 10

Harvest dateIV Early and IV Late Roundup Ready on September 22; and V Early and V Late Roundup Ready on October 6

Soil typeAlligator clay and Forestdale silty clay

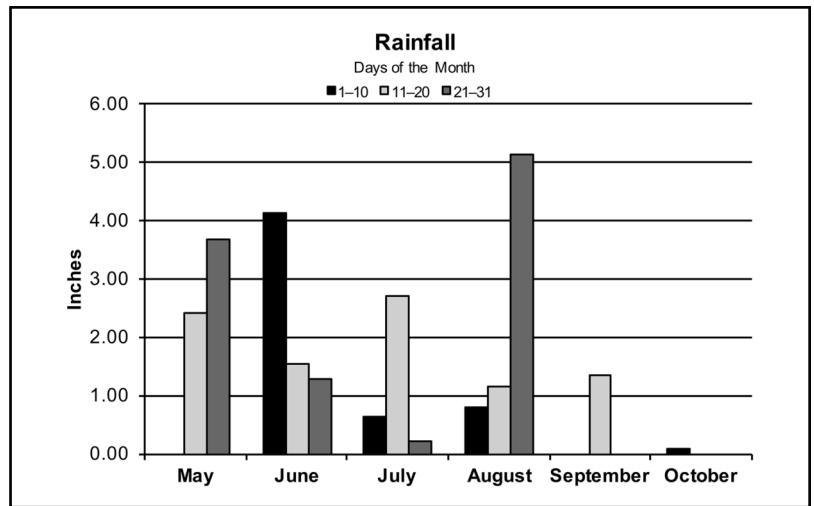
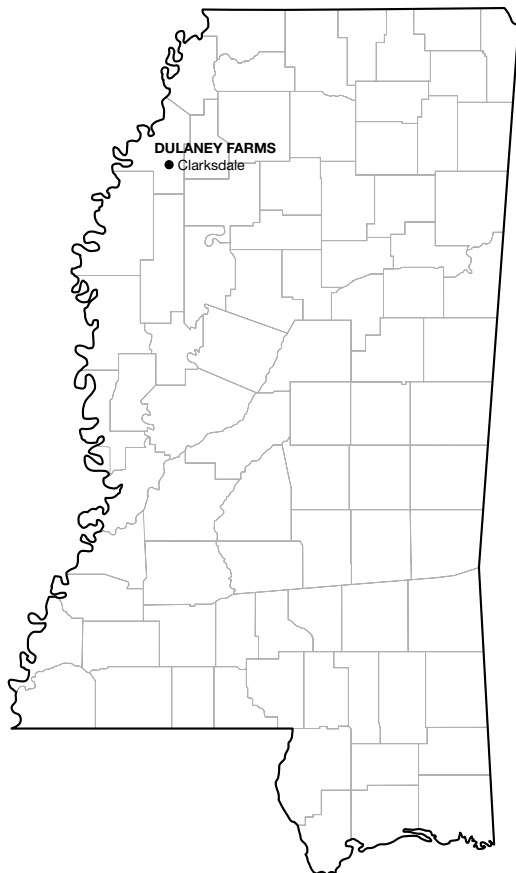
Soil pH7.3

Soil fertilityP=H, K=H⁺

Previous crop . . .Soybean

HerbicidesPreemergence — Authority MTZ @ 10 oz/A, Dual @ 24 oz/A, and Gramoxone @ 32 oz/A
Postemergence — Select @ 12 oz/A and FirstRate @ 0.6 oz/A

IrrigationFurrow irrigated as needed



Rainfall Summary

	Inches
May	.68
June	.69
July	.35
August	.70
September	1.36
October	.07
Total	25.10

Table 38. Roundup Ready Maturity Group IV Early Irrigated Soybean Varieties (Dulaney Farms, Coahoma County).

Brand	Variety ¹	Yield			Maturity date ²	Plant height	Lodging score
		2017	2-yr. avg.	3-yr. avg.			
		<i>bu/A</i>	<i>bu/A</i>	<i>bu/A</i>		<i>in</i>	<i>1-5</i>
Great Heart Seed	GT-4540XS	88.4	—	—	—	41	1
Dyna-Gro	S45XS66	82.4	—	—	—	46	2
Progeny	P 4516RXS	79.9	—	—	—	41	1
Asgrow	AG43X7	78.5	—	—	—	42	1
Dyna-Gro	S45XS37	77.5	—	—	—	42	1
Armor	46-D08	77.0	—	—	—	42	3
Pioneer	P45T74X	76.4	—	—	—	35	1
Progeny	P 4620RXS	76.2	—	—	—	40	1
Asgrow	AG45X8	75.9	—	—	—	37	1
Asgrow	AG46X6	75.7	—	—	—	39	1
Dyna-Gro	31RY45	74.7	71.8	75.5	—	44	1
Delta Grow	DG 4680RR2	74.5	73.6	—	—	41	1
Delta Grow	4670RR2	74.5	71.9	74.3	—	38	1
MorSoy	MS 4616 RXT	73.5	—	—	—	45	1
Asgrow	AG46X8	73.3	—	—	—	40	1
Asgrow	AG46X7	73.3	—	—	—	42	1
Croplan	RX4516S	73.1	—	—	—	39	1
AGS	GS45R216	72.9	71.5	—	—	48	1
NK	S45-K5X	70.8	—	—	—	34	1
Dyna-Gro	S43RY95	70.7	69.5	71.9	—	44	1
AgriGold	G4380RX	69.4	—	—	—	40	3
Progeny	P4444RXS	69.3	—	—	—	43	2
NK	S43-V3X	68.6	—	—	—	38	1
AgriGold	G4685RX	67.5	—	—	—	44	1
Credenz	CZ 4590 RY	66.8	63.4	68.2	—	38	1
Pioneer	P40T26X	65.9	—	—	—	38	1
Credenz	CZ 4181 RY	64.5	64.8	68.1	—	37	1
AGS	GS46X17	64.1	—	—	—	32	1
U. of Missouri	S14-9051R	61.3	—	—	—	31	1
Dyna-Gro	S44XS57	57.6	—	—	—	43	2
Armor	44-D40	56.6	—	—	—	41	2
Armor	ARX4607	43.6	—	—	—	44	1
AgriGold	G4440RX	39.6	—	—	—	44	1
Dyna-Gro	SX17846XS	36.5	—	—	—	40	3
Progeny	P4255RX	28.6	—	—	—	31	1
Mean		68.0					
CV		6.71					
LSD (0.05)		7.43					
R ²		92.5					
Error DF		68					

¹Variety followed by an asterisk indicates an experimental entry.

²No maturity dates taken.

Table 39. Roundup Ready Maturity Group IV Late Irrigated Soybean Varieties (Dulaney Farms, Coahoma County).

Brand	Variety ¹	Yield			Maturity date ²	Plant height	Lodging score
		2017	2-yr. avg.	3-yr. avg.			
		<i>bu/A</i>	<i>bu/A</i>	<i>bu/A</i>		<i>in</i>	<i>1-5</i>
MorSoy	MS 4846 RXT	89.4	—	—	—	40	2
Delta Grow	DGX 4845RR2X	89.0	—	—	—	36	1
Armor	48D87	88.3	—	—	—	49	2
Asgrow	AG47X6	88.2	—	—	—	48	1
Dyna-Gro	S48XT56	87.6	—	—	—	36	1
Great Heart Seed	GT-4721X	86.9	—	—	—	40	2
Progeny	P 4816RX	86.5	—	—	—	35	1
Asgrow	AG48X8	86.3	—	—	—	39	1
Croplan	RX4825	85.9	—	—	—	35	2
Progeny	P 4851RX	85.7	—	—	—	43	2
Terral	REV 4857X	83.6	—	—	—	40	2
Progeny	P 4799RXS	83.4	—	—	—	40	1
Pioneer	P48T27X	79.7	—	—	—	38	1
Terral	REV 48A76	78.8	80.6	—	—	42	2
Delta Grow	DG 4880RR	78.3	72.5	75.5	—	39	2
Croplan	R2C4775	77.6	74.2	—	—	38	2
Delta Grow	DG 4970RR	77.3	75.5	76.4	—	43	2
Delta Grow	DG 4825 RR2/STS	77.0	75.5	74.4	—	34	2
Dyna-Gro	SX17648XT	76.5	—	—	—	41	1
NK	S48-R2X	76.1	—	—	—	39	3
Delta Grow	DG 4790RR2	75.8	74.1	80.9	—	39	1
USG	7496XTS	75.6	—	—	—	37	1
Great Heart Seed	GT-477CR2	75.5	76.7	82.1	—	40	1
Progeny	P 4757RY	75.2	76.1	81.5	—	36	1
Terral	REV 49R94	74.4	76.8	80.6	—	37	2
Terral	REV 4927X	74.3	—	—	—	41	2
USG	7497XT	74.0	—	—	—	43	1
Terral	REV 47R34	73.8	72.1	77.7	—	43	1
Terral	REV 48A26	73.3	77.1	—	—	39	1
Delta Grow	DG 4995 RR	73.2	—	—	—	28	1
Petrus Seed	479 GTS	66.4	—	—	—	40	1
U. of Missouri	S14-15146R	65.6	—	—	—	32	1
USG	74K95RS	63.8	—	—	—	39	1
AGS	GS48R216	51.2	64.2	—	—	32	1
Great Heart Seed	GT-4817XS	49.0	—	—	—	38	1
Progeny	P 4929RXS	48.2	—	—	—	40	1
Delta Grow	DG 4835 RR2X	47.0	—	—	—	39	1
AgriGold	G4835RX	46.6	—	—	—	37	2
Armor	ARX4807	44.8	—	—	—	43	1
Go Soy	49G16	41.5	53.9	—	—	28	1
Petrus Seed	4916 GT	41.4	—	—	—	33	1
USG	7487XTS	39.3	—	—	—	43	1
Progeny	P 4996RXS	13.7	—	—	—	37	1
Great Heart Seed	GT-5022XS	13.1	—	—	—	44	2
AgriGold	G4990RX	7.0	—	—	—	37	1
Dyna-Gro	S49XS88	5.0	—	—	—	43	1
Mean		66.3					
CV		6.6					
LSD (0.05)		7.1					
R ²		97.6					
Error DF		90					

¹Variety followed by an asterisk indicates an experimental entry.

²No maturity dates taken.

Table 40. Roundup Ready Maturity Group V Early Irrigated Soybean Varieties (Dulaney Farms, Coahoma County).

Brand	Variety ¹	Yield			Maturity date ²	Plant height	Lodging score
		2017	2-yr. avg.	3-yr. avg.			
		<i>bu/A</i>	<i>bu/A</i>	<i>bu/A</i>		<i>in</i>	<i>1-5</i>
Asgrow	AG55X8	80.5	—	—	—	45	2
Delta Grow	DG5580 RR2	76.5	72.5	—	—	33	1
Pioneer	P54A54X	76.2	—	—	—	32	1
Pioneer	P55A49X	73.7	—	—	—	28	1
Terral	REV 51A56	72.5	74.0	73.2	—	38	1
Dyna-Gro	S56RY84	72.4	69.0	72.8	—	32	1
Asgrow	AG55X7	72.2	—	—	—	29	1
Credenz	CZ 5375 RY	72.1	70.0	—	—	30	2
Terral	REV 50A47	71.0	—	—	—	42	2
Progeny	P 5376RX	70.0	—	—	—	29	1
Great Heart Seed	GT-5324X	69.5	—	—	—	28	1
Terral	REV 55A67 *	69.5	—	—	—	31	1
Dyna-Gro	SX17651XS *	69.2	—	—	—	44	1
Progeny	P 5157RXS	68.9	—	—	—	34	1
Pioneer	P50T56X	68.8	—	—	—	35	1
Armor	53-D04	68.3	—	—	—	31	1
Delta Grow	DG 5170RR/STS	68.3	70.9	75.3	—	45	2
Terral	REV 56R63	66.8	—	—	—	35	1
Terral	REV 56A58	66.5	—	—	—	32	1
AgriGold	G5000RX	66.0	—	—	—	42	1
U. of Missouri	S14-9017R *	65.3	—	—	—	36	1
Progeny	P 5016RXS	64.6	—	—	—	43	1
USG	7547XT	63.7	—	—	—	31	1
Progeny	P 5417RX	63.1	—	—	—	28	1
NK	S52-Y7X	62.4	—	—	—	38	1
U. of Arkansas	UA 5414RR	59.3	56.7	57.3	—	28	1
Pioneer	P50T92X	58.9	—	—	—	37	1
Delta Grow	DG 5555RR	57.0	58.7	—	—	40	1
Go Soy	54G16	42.6	—	—	—	30	1
Armor	57D77	40.8	—	—	—	30	1
USG	7568XT	32.1	—	—	—	33	1
Dyna-Gro	S56XT98	30.2	—	—	—	34	1
Progeny	P 5688RX	28.9	—	—	—	32	1
MorSoy	MS 5607 RXT	28.5	—	—	—	31	1
Armor	ARX5107 *	3.4	—	—	—	29	1
Asgrow	AG51X8	0.9	—	—	—	27	1
Mean		58.9					
CV		7.5					
LSD (0.05)		7.31					
R ²		96.48					
Error DF		70					

¹Variety followed by an asterisk indicates an experimental entry.

²No maturity dates taken.

Table 41. Roundup Ready Maturity Group V Late Irrigated Soybean Varieties (Dulaney Farms, Coahoma County).

Brand	Variety ¹	Yield			Maturity date ²	Plant height	Lodging score
		2017	2-yr. avg.	3-yr. avg.			
Asgrow	AG59X7	<i>bu/A</i> 68.3	<i>bu/A</i> —	<i>bu/A</i> —	—	<i>in</i> 34	1-5 1
USG	75B75R	64.4	60.0	64.9	—	28	1
Progeny	P5752RY	61.4	64.0	70.0	—	29	1
U. of Arkansas	UA 5715GT	59.0	53.3	—	—	31	2
Mean		63.3					
CV		5.7					
LSD (0.05)		NS					
R ²		67.9					
Error DF		6					

¹Variety followed by an asterisk indicates an experimental entry.
²No maturity dates taken.

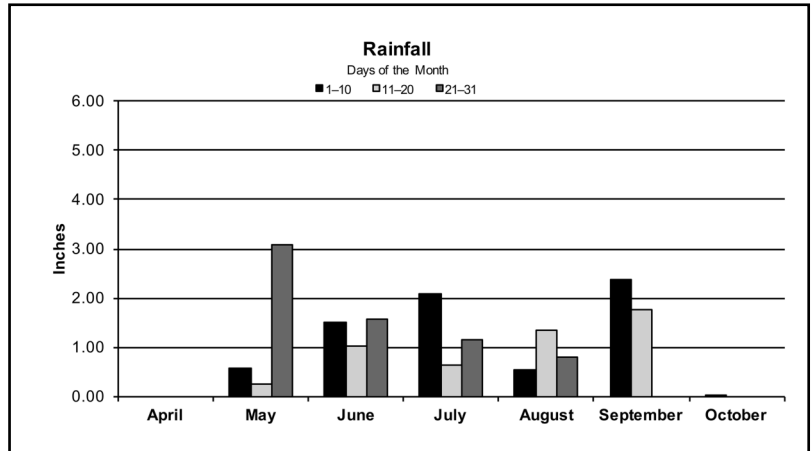
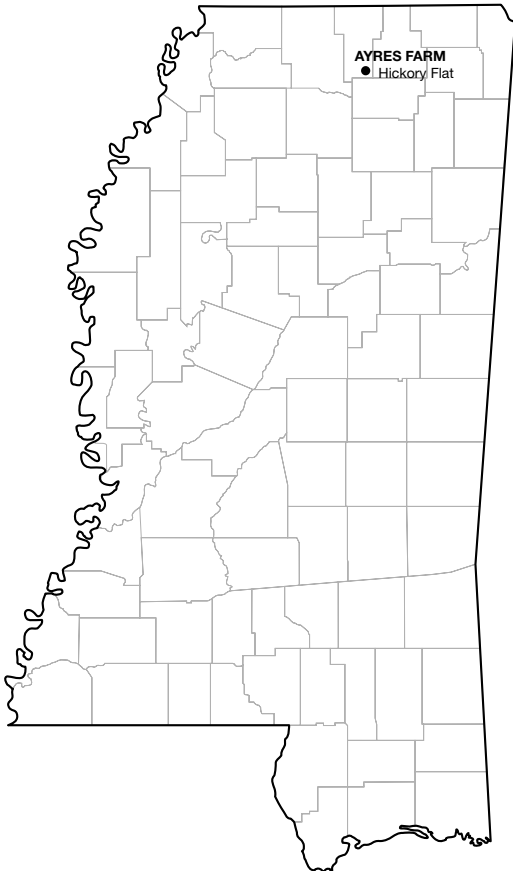
HICKORY FLAT, SID AYRES FARM

Crop Summary

Plots were planted no-till into the previous year's soybean residue. Soil moisture at planting was optimum for germination and emergence. All plots emerged to a good stand. Timely rains fell throughout the season, supplying

ample soil moisture throughout. Plots were harvested in a timely manner, without difficulty, and excellent yields were observed at this location.

Planting dateApril 21
 Harvest dateIV Early and IV Late Roundup Ready on September 25; and V Early and V Late Roundup Ready on October 6
 Soil typeArkabutla silt loam
 Soil pH6.4
 Soil fertilityP=H, K=H
 Previous cropSoybeans
 HerbicidesPreemergence — Authority MTZ @ 10 oz/A, Dual II Magnum @ 24 oz/A, Gramoxone @ 32 oz/A, and Zidua @ 2 oz/A on April 21
 Postemergence — Roundup PowerMAX @ 32 oz/A, FirstRate @ 0.6 oz/A, and Section (clethodim) @ 12 oz/A on June 20



Rainfall Summary

	Inches
April	.00
May	.392
June	.407
July	.386
August	.270
September	.415
October	.01
Total	.1871

Table 42. Roundup Ready Maturity Group IV Early Nonirrigated Soybean Varieties (Sid Ayres Farm, Hickory Flat).

Brand	Variety ¹	Yield			Maturity date ²	Plant height	Lodging score
		2017	2-yr. avg.	3-yr. avg.			
		<i>bu/A</i>	<i>bu/A</i>	<i>bu/A</i>		<i>in</i>	<i>1-5</i>
Dyna-Gro	SX17846XS	101.6	—	—	—	40	1
Armor	ARX4607	101.5	—	—	—	43	1
MorSoy	MS 4616 RXT	100.7	—	—	—	41	1
Great Heart Seed	GT-4540XS	99.7	—	—	—	40	1
Dyna-Gro	S43RY95	99.5	80.7	83.9	—	42	1
Credenz	CZ 4181 RY	98.0	81.7	85.4	—	45	1
Armor	44-D40	97.8	—	—	—	44	2
Armor	46-D08	96.7	—	—	—	40	1
Delta Grow	DG 4680RR2	96.6	79.0	—	—	42	2
Dyna-Gro	S44XS57	96.0	—	—	—	43	1
Dyna-Gro	S45XS37	95.5	—	—	—	41	1
Progeny	P 4620RXS	94.5	—	—	—	38	1
Progeny	P4255RX	93.6	—	—	—	39	1
AgriGold	G4380RX	93.1	—	—	—	46	1
Credenz	CZ 4590 RY	92.2	73.6	79.0	—	42	1
Croplan	RX4516S	91.9	—	—	—	40	2
AgriGold	G4440RX	91.7	—	—	—	40	1
Asgrow	AG46X8	91.5	—	—	—	43	1
Dyna-Gro	S45XS66	91.3	—	—	—	41	2
Pioneer	P45T74X	91.2	—	—	—	38	1
Asgrow	AG43X7	91.0	—	—	—	39	1
Asgrow	AG46X6	91.0	—	—	—	38	1
Asgrow	AG45X8	90.5	—	—	—	35	1
Asgrow	AG46X7	90.0	—	—	—	41	1
Delta Grow	4670RR2	89.7	73.6	83.9	—	41	1
Progeny	P 4516RXS	88.0	—	—	—	40	1
AGS	GS45R216	88.0	73.6	—	—	35	2
Progeny	P4444RXS	87.8	—	—	—	37	1
Pioneer	P40T26X	87.5	—	—	—	39	1
Dyna-Gro	31RY45	85.7	75.0	85.9	—	38	1
AgriGold	G4685RX	83.6	—	—	—	42	1
AGS	GS46X17	82.4	—	—	—	29	1
NK	S45-K5X	80.6	—	—	—	30	1
NK	S43-V3X	79.3	—	—	—	36	1
U. of Missouri	S14-9051R	77.3	—	—	—	32	2
Mean		91.6					
CV		8.8					
LSD (0.05)		13.1					
R ²		49					
Error DF		68					

¹Variety followed by an asterisk indicates an experimental entry.

²No maturity dates taken.

Table 43. Roundup Ready Maturity Group IV Late Nonirrigated Soybean Varieties (Sid Ayres Farm, Hickory Flat).

Brand	Variety ¹	Yield			Maturity date ²	Plant height	Lodging score
		2017	2-yr. avg.	3-yr. avg.			
		<i>bu/A</i>	<i>bu/A</i>	<i>bu/A</i>		<i>in</i>	<i>1-5</i>
Delta Grow	DG 4825 RR2/STS	102.1	81.2	85.3	—	40	1
Pioneer	P48T27X	99.8	—	—	—	40	1
Progeny	P 4851RX	97.5	—	—	—	40	1
Delta Grow	DG 4970RR	94.9	76.1	84.8	—	50	3
Delta Grow	DG 4835 RR2X	94.8	—	—	—	38	1
Armor	48D87	93.8	—	—	—	43	1
Terral	REV 4927X *	93.5	—	—	—	41	1
Progeny	P 4929RXS	92.8	—	—	—	47	1
Dyna-Gro	S49XS88	91.5	—	—	—	38	1
Asgrow	AG47X6	91.4	—	—	—	44	1
Armor	ARX4807 *	91.0	—	—	—	38	1
AgriGold	G4835RX	91.0	—	—	—	47	1
Terral	REV 47R34	90.5	75.7	87.4	—	41	1
NK	S48-R2X	90.2	—	—	—	42	2
Progeny	P 4799RXS	89.8	—	—	—	35	1
Croplan	RX4825	89.7	—	—	—	36	1
MorSoy	MS 4846 RXT	89.2	—	—	—	36	1
Petrus Seed	4916 GT	89.0	—	—	—	32	1
Terral	REV 4857X *	88.9	—	—	—	36	1
Great Heart Seed	GT-4721X	88.5	—	—	—	36	1
AGS	GS48R216	88.3	75.7	—	—	34	2
Delta Grow	DG 4995 RR	87.8	—	—	—	33	1
Asgrow	AG48X8	87.6	—	—	—	39	1
Delta Grow	DGX 4845RRR2X	87.4	—	—	—	36	1
Terral	REV 48A26	87.3	78.0	—	—	36	1
Go Soy	49G16	87.1	70.1	—	—	37	2
Great Heart Seed	GT-4817XS	87.1	—	—	—	43	2
AgriGold	G4990RX	86.7	—	—	—	40	2
USG	7487XTS	86.6	—	—	—	43	1
Dyna-Gro	S48XT56	85.6	—	—	—	42	1
Great Heart Seed	GT-477CR2	85.4	75.7	87.0	—	39	1
Delta Grow	DG 4880RR	85.2	70.1	79.5	—	38	2
Progeny	P 4816RX	84.9	—	—	—	39	1
USG	7496XTS	84.2	—	—	—	49	2
Terral	REV 48A76	83.8	72.1	—	—	38	1
Terral	REV 49R94	83.5	74.1	82.3	—	36	1
Dyna-Gro	SX17648XT *	83.1	—	—	—	50	1
Delta Grow	DG 4790RR2	82.8	69.5	81.9	—	37	1
USG	74K95RS	81.9	—	—	—	33	1
Progeny	P 4757RY	80.7	72.2	83.2	—	49	1
Croplan	R2C4775	79.8	70.8	—	—	35	1
Great Heart Seed	GT-5022XS	77.8	—	—	—	36	2
Petrus Seed	479 GTS	76.2	—	—	—	43	1
U. of Missouri	S14-15146R *	75.7	—	—	—	32	1
USG	7497XT	71.0	—	—	—	37	1
Progeny	P 4996RXS	58.2	—	—	—	40	2
Mean		86.9					
CV		7.4					
LSD (0.05)		10.4					
R ²		69.1					
Error DF		90					

¹Variety followed by an asterisk indicates an experimental entry.

²No maturity dates taken.

Table 44. Roundup Ready Maturity Group V Early Nonirrigated Soybean Varieties (Sid Ayres Farm, Hickory Flat).

Brand	Variety ¹	Yield			Maturity date ²	Plant height	Lodging score
		2017	2-yr. avg.	3-yr. avg.			
		<i>bu/A</i>	<i>bu/A</i>	<i>bu/A</i>		<i>in</i>	<i>1-5</i>
Asgrow	AG51X8	107.7	—	—	—	39	1
Terral	REV 56A58	107.5	—	—	—	30	1
Asgrow	AG55X8	106.5	—	—	—	35	1
Delta Grow	DG 5170RR/STS	105.5	80.1	84.2	—	35	1
Progeny	P 5016RXS	99.9	—	—	—	40	2
Dyna-Gro	SX17651XS *	99.3	—	—	—	36	2
Credenz	CZ 5375 RY	98.1	74.6	—	—	33	1
Pioneer	P50T92X	98.0	—	—	—	29	1
Terral	REV 51A56	97.2	75.4	79.3	—	37	1
Pioneer	P50T56X	97.2	—	—	—	32	1
AgriGold	G5000RX	95.3	—	—	—	31	1
USG	7547XT	94.8	—	—	—	27	1
Pioneer	P54A54X	94.4	—	—	—	31	1
Delta Grow	DG 5555RR	94.1	70.6	—	—	34	1
USG	7568XT	92.5	—	—	—	29	1
Delta Grow	DG5580 RR2	91.8	70.2	—	—	44	1
Terral	REV 50A47	91.5	—	—	—	50	1
Progeny	P 5157RXS	91.4	—	—	—	33	1
Progeny	P 5417RX	91.2	—	—	—	32	1
MorSoy	MS 5607 RXT	91.1	—	—	—	36	1
Dyna-Gro	S56XT98	90.7	—	—	—	43	1
Terral	REV 56R63	90.4	—	—	—	37	1
Asgrow	AG55X7	90.3	—	—	—	30	1
Progeny	P 5688RX	90.2	—	—	—	32	1
Dyna-Gro	S56RY84	88.0	67.9	83.1	—	38	2
NK	S52-Y7X	87.8	—	—	—	33	1
U. of Arkansas	UA 5414RR	86.6	71.1	77.9	—	36	2
Armor	57D77	86.0	—	—	—	40	1
Terral	REV 55A67 *	85.0	—	—	—	28	1
Pioneer	P55A49X	84.8	—	—	—	43	1
U. of Missouri	S14-9017R *	83.7	—	—	—	42	1
Progeny	P 5376RX	83.1	—	—	—	27	1
Great Heart Seed	GT-5324X	82.0	—	—	—	35	1
Armor	53-D04	81.6	—	—	—	31	1
Armor	ARX5107 *	78.8	—	—	—	29	1
Go Soy	54G16	74.6	—	—	—	31	1
Mean		91.9					
CV		7.8					
LSD (0.05)		11.7					
R ²		65.0					
Error DF		70					

¹Variety followed by an asterisk indicates an experimental entry.
²No maturity dates taken.

Table 45. Roundup Ready Maturity Group V Late Nonirrigated Soybean Varieties (Sid Ayres Farm, Hickory Flat).

Brand	Variety ¹	Yield			Maturity date ²	Plant height	Lodging score
		2017	2-yr. avg.	3-yr. avg.			
		<i>bu/A</i>	<i>bu/A</i>	<i>bu/A</i>		<i>in</i>	<i>1-5</i>
USG	75B75R	93.2	68.6	83.7	—	36	1
Progeny	P5752RY	90.8	68.9	79.9	—	33	1
U. of Arkansas	UA 5715GT	73.4	56.2	—	—	35	1
Asgrow	AG59X7	72.8	—	—	—	34	1
Mean		82.6					
CV		11.7					
LSD (0.05)		NS					
R ²		69.5					
Error DF		6					

¹Variety followed by an asterisk indicates an experimental entry.
²No maturity dates taken.

LONGWOOD, STEELE FARMS

Crop Summary

Soybean plots were planted into a stale seedbed following the previous season's rice crop. Plots were planted into soil with sufficient moisture for germination. All plots quickly emerged to a good stand. Timely rainfall

and furrow irrigation allowed for adequate soil moisture throughout the growing season. Harvest was completed in a timely manner, and good yields were observed at this location.

Planting dateMay 11

Harvest dateOctober 4

Soil typeSharkey and Dowling clay

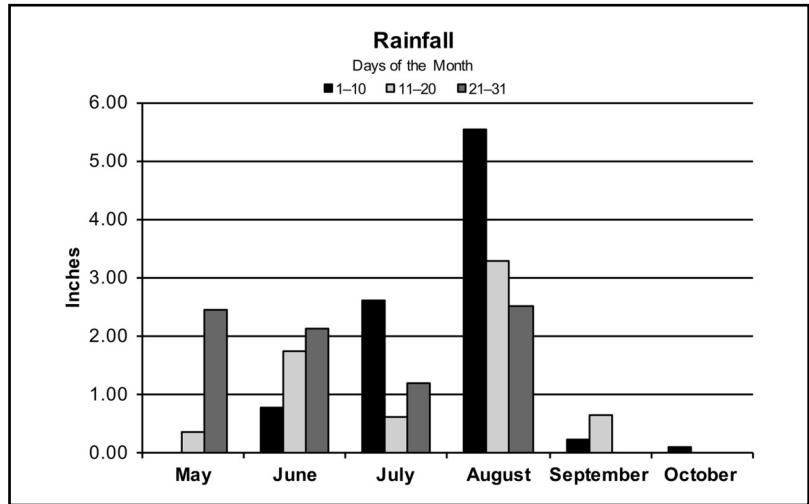
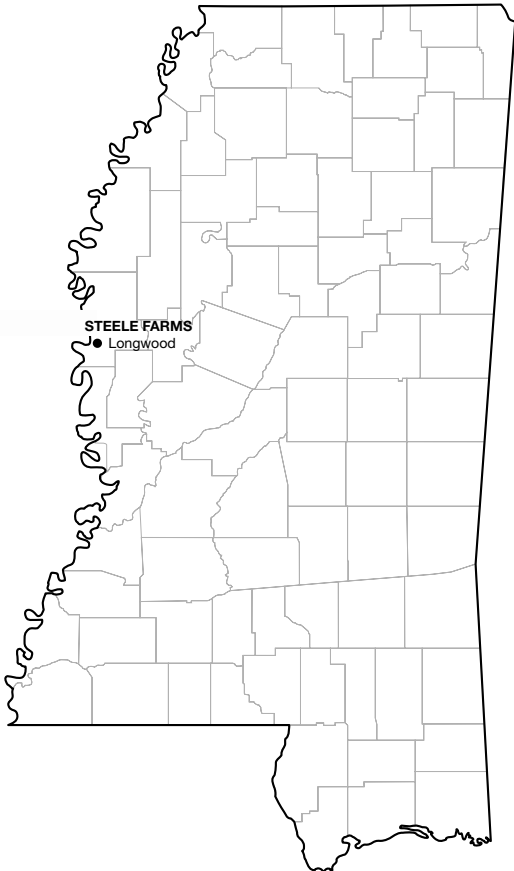
Soil pH7.2

Soil fertilityP=H⁺, K=H⁺

Previous crop . . .Rice

HerbicidesPreemergence – Authority MTZ @ 10 oz/A, Dual II Magnum @ 24 oz/A, Gramoxone @ 32 oz/A, and Zidua @ 2 oz/A on May 11

IrrigationFurrow irrigated as needed



Rainfall Summary

	Inches
May279
June462
July439
August1133
September087
October011
Total2411

Table 46. Roundup Ready Maturity Group IV Early Irrigated Soybean Varieties (Steele Farms, Longwood).

Brand	Variety ¹	Yield			Maturity date	Plant height	Lodging score
		2017	2-yr. avg.	3-yr. avg. ²			
		<i>bu/A</i>	<i>bu/A</i>	<i>bu/A</i>		<i>in</i>	<i>1-5</i>
Progeny	P 4620RXS	103.9	—	—	—	44	1
Asgrow	AG46X6	98.5	—	—	—	41	1
Armor	46-D08	98.0	—	—	—	41	1
Asgrow	AG45X8	97.6	—	—	—	38	1
Dyna-Gro	S45XS66	96.5	—	—	—	44	1
MorSoy	MS 4616 RXT	96.5	—	—	—	45	1
Dyna-Gro	S45XS37	95.0	—	—	—	42	1
Croplan	RX4516S	93.1	—	—	—	43	1
NK	S43-V3X	93.1	—	—	—	33	1
Asgrow	AG43X7	92.3	—	—	—	40	1
NK	S45-K5X	91.5	—	—	—	40	1
Delta Grow	DG 4680RR2	90.5	80.4	—	—	39	1
AGS	GS46X17	90.5	—	—	—	43	1
AgriGold	G4440RX	90.4	—	—	—	43	1
Progeny	P 4516RXS	90.4	—	—	—	42	1
Asgrow	AG46X8	90.1	—	—	—	37	1
Pioneer	P45T74X	89.4	—	—	—	41	1
Great Heart Seed	GT-4540XS	89.2	—	—	—	38	1
Armor	ARX4607	88.6	—	—	—	42	1
Delta Grow	4670RR2	88.5	79.2	—	—	39	1
Dyna-Gro	S44XS57	87.7	—	—	—	40	1
Dyna-Gro	S43RY95	87.3	75.9	—	—	43	1
Dyna-Gro	SX17846XS	87.3	—	—	—	45	1
Armor	44-D40	86.6	—	—	—	40	1
AgriGold	G4380RX	86.5	—	—	—	43	1
Dyna-Gro	31RY45	86.3	80.0	—	—	42	1
Progeny	P4255RX	86.3	—	—	—	34	1
AGS	GS45R216	86.1	79.5	—	—	40	1
Progeny	P4444RXS	84.9	—	—	—	43	1
Pioneer	P40T26X	82.6	—	—	—	42	1
Asgrow	AG46X7	82.3	—	—	—	44	1
Credenz	CZ 4590 RY	81.4	66.1	—	—	41	1
Credenz	CZ 4181 RY	77.3	70.7	—	—	42	1
U. of Missouri	S14-9051R	75.8	—	—	—	36	1
AgriGold	G4685RX	73.1	—	—	—	43	1
Mean		89.0					
CV		6.6					
LSD (0.05)		9.6					
R ²		65.9					
Error DF		68					

¹Variety followed by an asterisk indicates an experimental entry.

²No 3-year average.

Table 47. Roundup Ready Maturity Group IV Late Irrigated Soybean Varieties (Steele Farms, Longwood).

Brand	Variety ¹	Yield			Maturity date	Plant height	Lodging score
		2017	2-yr. avg.	3-yr. avg. ²			
		<i>bu/A</i>	<i>bu/A</i>	<i>bu/A</i>		<i>in</i>	<i>1-5</i>
MorSoy	MS 4846 RXT	113.3	—	—	—	41	1
Progeny	P 4816RX	109.0	—	—	—	37	1
Progeny	P 4851RX	107.4	—	—	—	44	1
Dyna-Gro	S48XT56	105.3	—	—	—	33	1
Terral Seed	REV 4857X *	104.3	—	—	—	41	1
Delta Grow	DGX 4845RR2X	103.4	—	—	—	37	1
Asgrow	AG47X6	102.1	—	—	—	44	2
Croplan	RX4825	101.0	—	—	—	38	1
Asgrow	AG48X8	99.8	—	—	—	44	1
Armor	48D87	99.7	—	—	—	39	2
Terral Seed	REV 48A76	99.7	90.3	—	—	39	1
Croplan	R2C4775	98.9	84.0	—	—	40	1
Great Heart Seed	GT-4721X	97.1	—	—	—	44	3
Petrus Seed	4916 GT	95.5	—	—	—	35	2
Terral Seed	REV 4927X *	95.0	—	—	—	41	1
Pioneer	P48T27X	94.9	—	—	—	42	1
Dyna-Gro	SX17648XT *	94.9	—	—	—	43	1
AGS	GS48R216	94.9	82.0	—	—	34	1
Delta Grow	DG 4790RR2	94.1	82.1	—	—	40	1
Go Soy	49G16	92.9	80.6	—	—	37	2
Progeny	P 4757RY	92.7	84.6	—	—	38	1
Terral Seed	REV 49R94	91.2	83.7	—	—	43	1
Dyna-Gro	S49XS88	91.1	—	—	—	40	1
NK Brand	S48-R2X	90.4	—	—	—	39	1
Terral Seed	REV 47R34	90.1	82.4	—	—	38	1
Delta Grow	DG 4835 RR2X	88.5	—	—	—	35	1
Progeny	P 4799RXS	88.4	—	—	—	41	1
Delta Grow	DG 4995 RR	88.2	—	—	—	36	1
Armor	ARX4807 *	87.8	—	—	—	40	1
Terral Seed	REV 48A26	86.0	79.3	—	—	37	1
AgriGold	G4835RX	85.3	—	—	—	39	1
Univ. of Missouri	S14-15146R *	85.0	—	—	—	35	1
AgriGold	G4990RX	84.6	—	—	—	43	1
Great Heart Seed	GT-4817XS	84.5	—	—	—	42	1
Progeny	P 4929RXS	84.3	—	—	—	35	1
Great Heart Seed	GT-477CR2	84.3	78.5	—	—	41	1
USG	7487XTS	82.4	—	—	—	36	1
Delta Grow	DG 4880RR	81.3	78.9	—	—	42	1
Delta Grow	DG 4825 RR2/STS	80.7	68.2	—	—	34	1
USG	7496XTS	80.1	—	—	—	38	1
Delta Grow	DG 4970RR	80.0	71.1	—	—	41	2
Petrus Seed	479 GTS	78.2	—	—	—	39	1
USG	7497XT	76.0	—	—	—	44	1
Progeny	P 4996RXS	73.5	—	—	—	42	1
Great Heart Seed	GT-5022XS	69.5	—	—	—	38	1
USG	74K95RS	63.7	—	—	—	44	2
Mean		90.7					
CV		8.0					
LSD (0.05)		11.8					
R ²		76.2					
Error DF		90					

¹Variety followed by an asterisk indicates an experimental entry.

²No 3-year average.

Table 48. Roundup Ready Maturity Group V Early Irrigated Soybean Varieties (Steele Farms, Longwood).

Brand	Variety ¹	Yield			Maturity date	Plant height	Lodging score
		2017	2-yr. avg.	3-yr. avg. ²			
		<i>bu/A</i>	<i>bu/A</i>	<i>bu/A</i>		<i>in</i>	<i>1-5</i>
Asgrow	AG55X7	102.3	—	—	—	30	1
MorSoy	MS 5607 RXT	96.3	—	—	—	37	1
USG	7568XT	93.2	—	—	—	35	1
Pioneer	P54A54X	93.1	—	—	—	35	1
Pioneer	P55A49X	91.4	—	—	—	30	1
Dyna-Gro	S56RY84	90.9	79.7	—	—	43	2
Terral	REV 55A67 *	90.5	—	—	—	33	2
Terral	REV 50A47	90.2	—	—	—	40	1
Delta Grow	DG 5170RR/STS	90.2	76.8	—	—	43	1
Asgrow	AG55X8	89.8	—	—	—	49	1
Dyna-Gro	S56XT98	89.5	—	—	—	32	1
Progeny	P 5417RX	88.6	—	—	—	37	2
Armor	53-D04	88.0	—	—	—	33	1
Great Heart Seed	GT-5324X	87.0	—	—	—	33	1
Asgrow	AG51X8	86.5	—	—	—	46	1
Delta Grow	DG5580 RR2	85.7	80.6	—	—	35	2
Progeny	P 5376RX	85.2	—	—	—	32	1
Armor	ARX5107 *	84.9	—	—	—	44	1
USG	7547XT	84.5	—	—	—	32	1
Progeny	P 5688RX	83.3	—	—	—	36	1
Dyna-Gro	SX17651XS *	83.2	—	—	—	40	1
Progeny	P 5157RXS	83.1	—	—	—	40	1
AgriGold	G5000RX	82.1	—	—	—	43	1
Armor	57D77	82.0	—	—	—	35	1
Pioneer	P50T56X	81.1	—	—	—	36	1
Terral	REV 51A56	80.9	73.4	—	—	42	1
U. of Missouri	S14-9017R *	80.5	—	—	—	40	1
Terral	REV 56R63	79.5	—	—	—	45	2
Credenz	CZ 5375 RY	78.3	70.5	—	—	34	2
Terral	REV 56A58	76.2	—	—	—	39	2
Delta Grow	DG 5555RR	75.0	70.2	—	—	44	2
NK	S52-Y7X	73.7	—	—	—	36	1
Go Soy	54G16	73.6	—	—	—	33	1
Pioneer	P50T92X	72.5	—	—	—	41	1
U. of Arkansas	UA 5414RR	69.0	53.4	—	—	39	2
Progeny	P 5016RXS	61.1	—	—	—	41	1
Mean		84.0					
CV		11.7					
LSD (0.05)		16.0					
R ²		53.5					
Error DF		70					

¹Variety followed by an asterisk indicates an experimental entry.
²No 3-year average.

Table 49. Roundup Ready Maturity Group V Late Irrigated Soybean Varieties (Steele Farms, Longwood).

Brand	Variety ¹	Yield			Maturity date	Plant height	Lodging score
		2017	2-yr. avg.	3-yr. avg. ²			
		<i>bu/A</i>	<i>bu/A</i>	<i>bu/A</i>		<i>in</i>	<i>1-5</i>
Asgrow	AG59X7	96.0	—	—	—	36	1
Progeny	P5752RY	88.7	75.5	—	—	39	1
USG	75B75R	86.1	71.3	—	—	38	1
U. of Arkansas	UA 5715GT	76.7	60.1	—	—	39	1
Mean		86.9					
CV		5.5					
LSD (0.05)		9.6					
R ²		80.7					
Error DF		6					

¹Variety followed by an asterisk indicates an experimental entry.
²No 3-year average.

Table 50. Maturity Group IV LibertyLink Irrigated Soybean Varieties (Steele Farms, Longwood).

Brand	Variety ¹	Yield			Maturity date	Plant height	Lodging score
		2017	2-yr. avg.	3-yr. avg. ²			
		<i>bu/A</i>	<i>bu/A</i>	<i>bu/A</i>		<i>in</i>	<i>1-5</i>
Dyna-Gro	S49LL34	89.4	78.6	—	—	39	1
Delta Grow	DG 4967LL	86.7	77.1	—	—	40	1
Terral	REV 49L88	85.8	—	—	—	45	1
Dyna-Gro	S45LL97	83.8	—	—	—	36	1
Credenz	CZ 4918 LL	83.6	—	—	—	34	1
Credenz	CZ 4308 LL	83.5	—	—	—	47	1
Credenz	HBK LL4953	82.8	76.5	—	—	42	2
Credenz	CZ 4222 LL	81.8	66.3	—	—	40	1
Terral	REV 48L63	81.7	74.5	—	—	35	1
Credenz	CZ 4820 LL	79.8	—	—	—	38	1
Delta Grow	DG 4587LL/STS	79.7	69.9	—	—	40	1
Credenz	CZ 4540LL	79.3	73.1	—	—	37	1
Credenz	CZ 4548 LL	78.6	—	—	—	33	1
Go Soy	49L17	77.7	—	—	—	36	1
Credenz	CZ 4748 LL	77.0	66.7	—	—	38	1
Terral	REV 45L57 *	76.8	—	—	—	39	1
Credenz	CZ 4938 LL	76.6	—	—	—	43	1
Credenz	CZ 3945 LL	75.2	—	—	—	36	1
Delta Grow	DG 4781LL	74.7	67.0	—	—	40	1
Go Soy	4714LL	74.6	69.0	—	—	38	1
Credenz	CZ 4044 LL	73.9	58.7	—	—	39	2
Credenz	CZ 3841 LL	73.1	—	—	—	41	1
Credenz	CZ 4105 LL	72.4	59.7	—	—	35	1
Credenz	CZ 4818 LL	72.2	65.4	—	—	35	1
Delta Grow	DG 4977LL/STS	68.5	64.9	—	—	44	1
Mean		78.8					
CV		7.9					
LSD (0.05)		10.2					
R ²		52.6					
Error DF		48.0					

¹Variety followed by an asterisk indicates an experimental entry.
²No 3-year average.

Table 51. Maturity Group V LibertyLink Irrigated Soybean Varieties (Steele Farms, Longwood).

Brand	Variety ¹	Yield			Maturity date	Plant height	Lodging score
		2017	2-yr. avg.	3-yr. avg. ²			
		<i>bu/A</i>	<i>bu/A</i>	<i>bu/A</i>		<i>in</i>	<i>1-5</i>
Go Soy	5215LL	90.2	81.2	—	—	41	1
Go Soy	5515LL	80.1	68.9	—	—	36	1
Credenz	CZ 5515 LL	79.7	66.7	—	—	54	1
Credenz	CZ 5147 LL	75.8	62.7	—	—	31	1
Go Soy	5115LL	75.7	72.2	—	—	47	1
Credenz	CZ 5242 LL	74.9	72.9	—	—	46	1
Credenz	CZ 5727 LL	74.7	—	—	—	39	1
Credenz	CZ 5150 LL	68.8	68.8	—	—	43	1
Mean		77.5					
CV		14.1					
LSD (0.05)		NS					
R ²		36.3					
Error DF		14					

¹Variety followed by an asterisk indicates an experimental entry.
²No 3-year average.

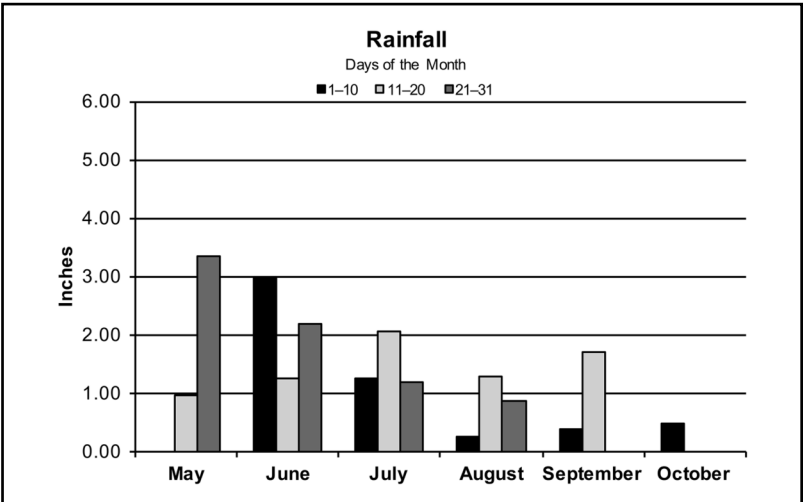
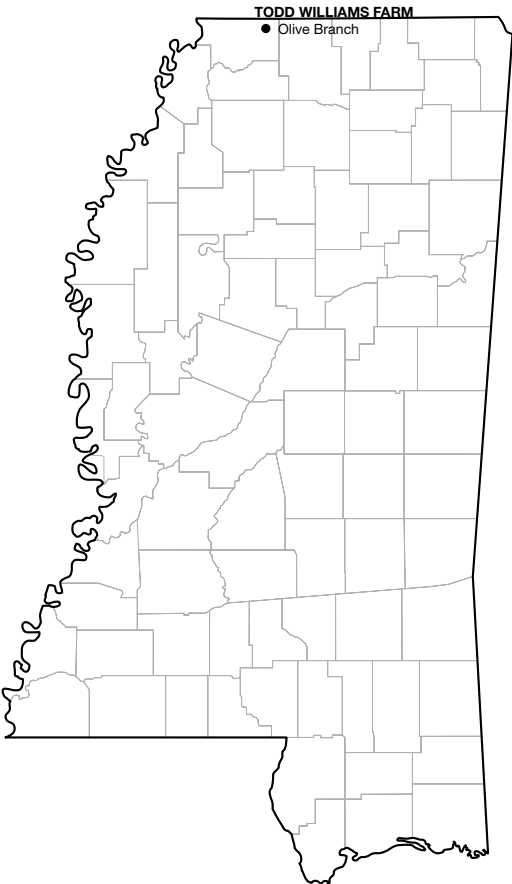
OLIVE BRANCH, TODD WILLIAMS FARM

Crop Summary

Plots were planted into a seedbed that had been prepared using vertical tillage equipment. Soil moisture at planting was optimum for germination. All plots emerged to a good stand. The plot area received adequate

rainfall throughout the growing season, resulting in good yields. Lodging was observed at this location, but harvest was completed successfully and in a timely manner.

- Planting date****May 19**
- Harvest date****October 19**
- Soil type****Collins silt loam**
- Soil pH****6.0**
- Soil fertility****P=H⁺, K=H**
- Previous crop****Corn**
- Fertilizer****Variable rate**
- Herbicides****Preemergence – Dual @ 16 oz/A, Paraquat @ 24 oz/A, Metribuzin @ 0.5 lb/A, and Surfactant @ 0.25%**
Postemergence – Glyphosate @ 32 oz/A, Dual @ 16 oz/A, and Fomesafen @ 16 oz/A
- Fungicides****Quadris @ 4 oz/A and Propiconazole @ 3 oz/A**
- Insecticides****Bifenthrin @ 4.9 oz/A and Intrepid Edge @ 4 oz/A on September 5**



Rainfall Summary

	Inches
May	4.33
June	6.43
July	4.51
August	2.41
September	2.10
October	0.47
Total	20.25

Table 52. Roundup Ready Maturity Group IV Early Nonirrigated Soybean Varieties (Todd Williams Farm, Olive Branch).

Brand	Variety ¹	Yield			Maturity date	Plant height	Lodging score
		2017	2-yr. avg.	3-yr. avg. ²			
		<i>bu/A</i>	<i>bu/A</i>	<i>bu/A</i>		<i>in</i>	<i>1-5</i>
Pioneer	P45T74X	96.7	—	—	10/2	47	4
AgriGold	G4685RX	94.4	—	—	10/2	46	3
AgriGold	G4440RX	92.8	—	—	10/2	45	2
Asgrow	AG46X8	92.5	—	—	10/2	43	2
Dyna-Gro	SX17846XS	91.5	—	—	10/2	47	4
MorSoy	MS 4616 RXT	91.3	—	—	10/2	45	3
Asgrow	AG45X8	89.9	—	—	10/2	43	4
Delta Grow	4670RR2	89.5	96.9	—	9/25	46	5
Credenz	CZ 4590 RY	89.0	98.0	—	10/2	43	4
Armor	46-D08	88.4	—	—	10/2	45	4
Dyna-Gro	S45XS37	87.1	—	—	9/25	44	4
Progeny	P4444RXS	86.9	—	—	9/25	41	3
Dyna-Gro	S44XS57	86.9	—	—	10/2	45	2
Asgrow	AG46X6	86.9	—	—	10/2	44	4
Dyna-Gro	S43RY95	86.9	96.9	—	10/2	43	5
Progeny	P 4620RXS	85.5	—	—	10/2	43	2
Progeny	P4255RX	84.6	—	—	10/2	43	3
Dyna-Gro	31RY45	84.4	92.9	—	9/25	43	4
Armor	44-D40	84.0	—	—	10/2	45	3
Asgrow	AG43X7	84.0	—	—	10/2	45	3
Armor	ARX4607	83.4	—	—	10/2	44	3
NK	S45-K5X	83.2	—	—	10/2	42	2
Asgrow	AG46X7	82.7	—	—	10/2	45	4
Pioneer	P40T26X	82.7	—	—	9/25	45	4
Great Heart Seed	GT-4540XS	82.6	—	—	10/2	45	4
Progeny	P 4516RXS	81.4	—	—	9/25	44	5
U. of Missouri	S14-9051R	81.3	—	—	9/25	44	4
Delta Grow	DG 4680RR2	81.3	88.3	—	9/25	44	5
AgriGold	G4380RX	80.3	—	—	10/2	46	3
Credenz	CZ 4181 RY	80.3	85.5	—	9/25	47	5
Croplan	RX4516S	79.7	—	—	10/2	47	2
Dyna-Gro	S45XS66	79.2	—	—	10/2	48	5
AGS	GS46X17	73.7	—	—	10/2	40	4
NK	S43-V3X	73.4	—	—	9/25	44	4
AGS	GS45R216	67.7	83.9	—	9/25	45	5
Mean		84.8					
CV		9.2					
LSD (0.05)		12.7					
R ²		48.6					
Error DF		68					

¹Variety followed by an asterisk indicates an experimental entry.

²No 3-year average.

Table 53. Roundup Ready Maturity Group IV Late Nonirrigated Soybean Varieties (Todd Williams Farm, Olive Branch).

Brand	Variety ¹	Yield			Maturity date	Plant height	Lodging score
		2017	2-yr. avg.	3-yr. avg. ²			
		<i>bu/A</i>	<i>bu/A</i>	<i>bu/A</i>		<i>in</i>	<i>1-5</i>
Progeny	P 4799RXS	101.3	—	—	10/3	45	3
Progeny	P 4816RX	101.3	—	—	9/25	38	2
NK	S48-R2X	101.2	—	—	9/18	43	2
MorSoy	MS 4846 RXT	100.1	—	—	9/18	42	1
Delta Grow	DG 4995 RR	99.1	—	—	9/18	38	2
Terral	REV 47R34	98.6	102.5	—	9/25	49	3
Progeny	P 4851RX	98.4	—	—	9/18	44	5
Great Heart Seed	GT-5022XS	98.4	—	—	9/25	52	2
Great Heart Seed	GT-4817XS	97.8	—	—	9/18	42	2
Dyna-Gro	SX17648XT *	97.4	—	—	9/18	47	2
Go Soy	49G16	97.4	96.2	—	9/18	37	3
Asgrow	AG47X6	95.8	—	—	9/18	45	2
Great Heart Seed	GT-4721X	95.8	—	—	10/3	43	4
Delta Grow	DGX 4845RRR2X	95.8	—	—	9/18	41	2
Terral	REV 48A76	94.9	96.3	—	9/25	45	3
Progeny	P 4996RXS	94.6	—	—	9/18	49	3
AGS	GS48R216	94.6	101.5	—	9/18	40	5
Asgrow	AG48X8	94.5	—	—	9/12	47	3
Progeny	P 4929RXS	94.4	—	—	9/25	41	3
AgriGold	G4835RX	94.2	—	—	9/12	41	2
Armor	48D87	94.1	—	—	9/18	47	4
Croplan	RX4825	93.8	—	—	10/3	37	2
Terral	REV 4857X *	93.1	—	—	9/25	49	4
Delta Grow	DG 4835 RR2X	92.9	—	—	9/12	42	2
Dyna-Gro	S49XS88	91.5	—	—	9/18	52	2
USG	7487XTS	90.6	—	—	9/18	43	2
AgriGold	G4990RX	90.5	—	—	9/18	50	2
Croplan	R2C4775	90.1	97.6	—	9/25	39	4
USG	74K95RS	90.0	—	—	9/25	40	2
Pioneer	P48T27X	89.7	—	—	9/25	40	5
Petrus Seed	4916 GT	89.4	—	—	9/25	39	1
Terral	REV 48A26	88.9	96.6	—	9/18	45	4
Dyna-Gro	S48XT56	88.7	—	—	9/18	39	1
Terral	REV 4927X *	88.7	—	—	9/25	38	5
USG	7496XTS	87.8	—	—	9/18	48	5
Delta Grow	DG 4825 RR2/STS	87.7	93.4	—	9/25	38	4
Armor	ARX4807 *	86.9	—	—	9/25	42	2
Terral	REV 49R94	86.3	95.0	—	9/18	45	4
USG	7497XT	85.9	—	—	9/25	41	3
Great Heart Seed	GT-477CR2	85.7	92.2	—	9/18	44	4
Delta Grow	DG 4790RR2	83.7	95.1	—	9/18	42	2
Delta Grow	DG 4880RR	80.4	87.8	—	9/18	40	5
U. of Missouri	S14-15146R *	75.5	—	—	9/18	41	2
Petrus Seed	479 GTS	73.4	—	—	9/18	44	2
Delta Grow	DG 4970RR	73.4	85.4	—	9/25	52	5
Progeny	P 4757RY	72.5	88.7	—	9/25	47	5
Mean		91.2					
CV		14.3					
LSD (0.05)		NS					
R ²		33.4					
Error DF		90					

¹Variety followed by an asterisk indicates an experimental entry.

²No 3-year average.

Table 54. Roundup Ready Maturity Group V Early Nonirrigated Soybean Varieties (Todd Williams Farm, Olive Branch).

Brand	Variety ¹	Yield			Maturity date	Plant height	Lodging score
		2017	2-yr. avg.	3-yr. avg. ²			
		<i>bu/A</i>	<i>bu/A</i>	<i>bu/A</i>		<i>in</i>	<i>1-5</i>
Dyna-Gro	S56RY84	102.5	98.5	—	10/9	40	3
Pioneer	P55A49X	101.1	—	—	10/9	39	1
MorSoy	MS 5607 RXT	98.8	—	—	10/9	43	4
USG	7568XT	97.7	—	—	10/2	38	2
Dyna-Gro	S56XT98	97.0	—	—	10/2	35	4
Armor	57D77	96.8	—	—	10/9	38	4
Pioneer	P54A54X	96.1	—	—	10/2	38	2
Armor	53-D04	94.3	—	—	10/9	48	2
Progeny	P 5688RX	94.1	—	—	10/2	39	4
Armor	ARX5107 *	92.1	—	—	10/9	42	2
Go Soy	54G16	91.7	—	—	10/2	39	4
Asgrow	AG51X8	91.0	—	—	10/2	47	3
Terral	REV 50A47	90.2	—	—	10/2	47	3
U. of Missouri	S14-9017R *	90.0	—	—	10/9	40	2
USG	7547XT	87.5	—	—	10/9	48	2
Asgrow	AG55X7	86.6	—	—	10/9	34	2
Dyna-Gro	SX17651XS *	85.6	—	—	10/2	44	2
Delta Grow	DG 5170RR/STS	85.4	95.7	—	10/2	45	2
Terral	REV 56R63	85.3	—	—	10/9	47	3
Pioneer	P50T92X	85.2	—	—	10/9	47	2
Terral	REV 56A58	84.3	—	—	10/9	43	4
Progeny	P 5016RXS	84.2	—	—	10/9	41	3
Progeny	P 5157RXS	81.6	—	—	10/9	44	3
Progeny	P 5417RX	81.4	—	—	10/9	43	4
Terral	REV 55A67 *	81.4	—	—	10/2	39	2
Asgrow	AG55X8	81.3	—	—	10/2	52	3
Delta Grow	DG5580 RR2	81.0	91.0	—	10/9	42	3
NK	S52-Y7X	80.9	—	—	10/2	45	3
AgriGold	G5000RX	78.6	—	—	10/2	45	4
Great Heart Seed	GT-5324X	78.6	—	—	10/9	38	4
U. of Arkansas	UA 5414RR	78.4	88.6	—	10/2	43	5
Terral	REV 51A56	77.9	88.2	—	10/2	48	5
Credenz	CZ 5375 RY	77.2	83.3	—	10/2	40	3
Delta Grow	DG 5555RR	76.1	86.5	—	10/2	39	2
Progeny	P 5376RX	75.6	—	—	10/9	37	5
Pioneer	P50T56X	71.2	—	—	10/2	46	5
Mean		86.6					
CV		7.9					
LSD (0.05)		11.1					
R ²		70.3					
Error DF		70					

¹Variety followed by an asterisk indicates an experimental entry.

²No 3-year average.

Table 55. Roundup Ready Maturity Group V Late Nonirrigated Soybean Varieties (Todd Williams Farm, Olive Branch).

Brand	Variety ¹	Yield			Maturity date	Plant height	Lodging score
		2017	2-yr. avg.	3-yr. avg. ²			
		<i>bu/A</i>	<i>bu/A</i>	<i>bu/A</i>		<i>in</i>	<i>1-5</i>
Progeny	P5752RY	87.9	101.3	—	—	42	4
U. of Arkansas	UA 5715GT	83.8	87.2	—	—	40	2
USG	75B75R	83.2	93.3	—	—	37	3
Asgrow	AG59X7	79.8	—	—	—	42	2
Mean		83.7					
CV		9.3					
LSD (0.05)		NS					
R ²		75.1					
Error DF		6					

¹Variety followed by an asterisk indicates an experimental entry.

²No 3-year average.

RAYMOND, BROWN LOAM BRANCH

Crop Summary

Plots were planted no-till into soil with adequate moisture for germination. All plots emerged to a good stand. Frequent rainfall throughout the season promoted excellent growing conditions, especially for a dryland location.

Multiple insecticide applications were made to control red-banded stink bugs during the season. Harvest was completed in a timely manner, and excellent yields were observed at this location.

Planting dateApril 19

Harvest dateIV Early and IV Late Roundup Ready and IV LibertyLink on September 15; and V Early and V Late Roundup Ready and V LibertyLink on September 26

Soil typeLoring silt loam

Soil pH6.1

Soil fertilityP=M, K=M

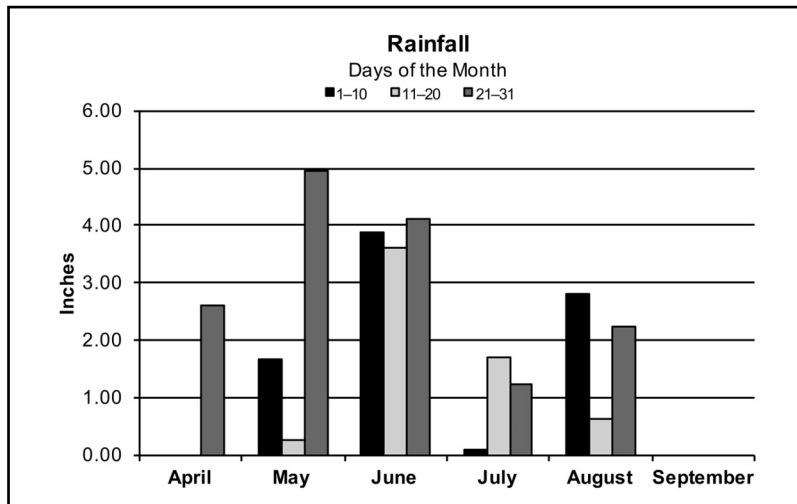
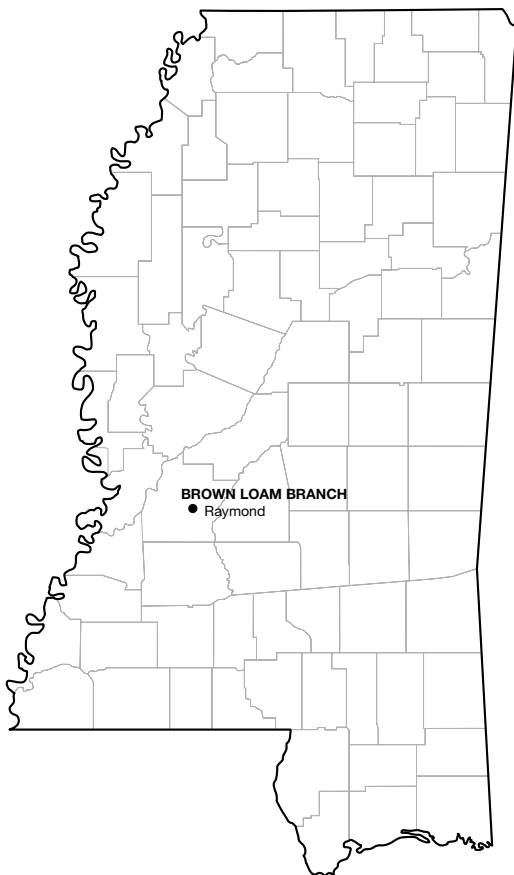
Fertilizer added0-20-20 @ 225 lb/A (fall applied)

Previous cropWheat

HerbicidesPreemergence – Authority MTZ @ 10 oz/A, Dual II Magnum 24 oz/A, Gramoxone @ 32 oz/A, and Zidua @ 2 oz/A on April 19

Postemergence – Section (clethodim) @ 12 oz/A and FirstRate @ 0.6 oz/A on July 6

InsecticidesBifenthrin @ 6.4 oz/A and Acephate @ 0.5 lb/A on July 6 and July 20; Endigo @ 4.5 oz/A and Prevathon @ 14 oz/A on August 11; and Acephate @ 1 lb/A on September 6



Rainfall Summary

Month	Inches
April	.260
May	.688
June	11.58
July	.302
August	.568
September	.000
Total	29.76

Table 56. Roundup Ready Maturity Group IV Early Nonirrigated Soybean Varieties (MAFES Brown Loam Branch, Raymond).

Brand	Variety ¹	Yield			Maturity date ⁴	Plant height	Lodging score
		2017	2-yr. avg. ²	3-yr. avg. ³			
		<i>bu/A</i>	<i>bu/A</i>	<i>bu/A</i>		<i>in</i>	<i>1-5</i>
Great Heart Seed	GT-4540XS	106.8	—	—	—	43	1
Armor	46-D08	102.2	—	—	—	37	1
Dyna-Gro	S45XS66	99.7	—	—	—	35	1
Progeny	P 4620RXS	98.2	—	—	—	37	1
Asgrow	AG46X6	96.6	—	—	—	37	2
MorSoy	MS 4616 RXT	95.6	—	—	—	28	1
Armor	ARX4607	94.6	—	—	—	36	2
NK	S45-K5X	94.6	—	—	—	33	1
Delta Grow	DG 4680RR2	93.6	—	—	—	30	1
Pioneer	P40T26X	91.5	—	—	—	30	1
Croplan	RX4516S	91.5	—	—	—	33	1
Dyna-Gro	S45XS37	90.3	—	—	—	35	1
Asgrow	AG46X8	90.0	—	—	—	32	1
AgriGold	G4685RX	89.4	—	—	—	27	1
AGS	GS46X17	89.3	—	—	—	32	2
AgriGold	G4380RX	88.4	—	—	—	32	2
Progeny	P 4516RXS	88.0	—	—	—	28	1
Dyna-Gro	31RY45	87.9	—	—	—	32	2
Dyna-Gro	S43RY95	87.3	—	—	—	35	1
Delta Grow	4670RR2	86.4	—	—	—	36	1
Pioneer	P45T74X	85.0	—	—	—	29	1
Dyna-Gro	SX17846XS	84.4	—	—	—	36	1
Progeny	P4444RXS	84.3	—	—	—	27	1
Asgrow	AG45X8	83.4	—	—	—	37	2
Credenz	CZ 4181 RY	81.5	—	—	—	27	1
AgriGold	G4440RX	81.4	—	—	—	38	1
Armor	44-D40	78.9	—	—	—	37	2
Progeny	P4255RX	78.8	—	—	—	32	2
Asgrow	AG43X7	78.5	—	—	—	34	3
Asgrow	AG46X7	77.8	—	—	—	37	2
U. of Missouri	S14-9051R	74.5	—	—	—	29	1
Dyna-Gro	S44XS57	72.5	—	—	—	31	1
Credenz	CZ 4590 RY	67.6	—	—	—	31	1
NK	S43-V3X	66.3	—	—	—	27	1
AGS	GS45R216	61.4	—	—	—	32	1
Mean		85.1					
CV		15.6					
LSD (0.05)		21.9					
R ²		49					
Error DF		68					

¹Variety followed by an asterisk indicates an experimental entry.

²No 2-year average.

³No 3-year average.

⁴No maturity dates taken.

Table 57. Roundup Ready Maturity Group IV Late Nonirrigated Soybean Varieties (MAFES Brown Loam Branch, Raymond).

Brand	Variety ¹	Yield			Maturity date ⁴	Plant height	Lodging score
		2017	2-yr. avg. ²	3-yr. avg. ³			
		<i>bu/A</i>	<i>bu/A</i>	<i>bu/A</i>		<i>in</i>	<i>1-5</i>
Progeny	P 4851RX	118.7	—	—	—	35	1
Dyna-Gro	S49XS88	118.3	—	—	—	35	1
Delta Grow	DG 4835 RR2X	117.3	—	—	—	32	1
MorSoy	MS 4846 RXT	112.0	—	—	—	29	1
AgriGold	G4835RX	111.4	—	—	—	30	1
Terral	REV 4857X *	111.4	—	—	—	32	1
Croplan	RX4825	111.1	—	—	—	31	1
Terral	REV 47R34	111.1	—	—	—	31	1
Progeny	P 4996RXS	110.7	—	—	—	43	1
Delta Grow	DG 4790RR2	110.1	—	—	—	31	2
Delta Grow	DG 4825 RR2/STS	109.7	—	—	—	33	3
Delta Grow	DG 4880RR	109.6	—	—	—	27	1
AgriGold	G4990RX	109.3	—	—	—	38	1
Armor	ARX4807 *	108.9	—	—	—	32	1
Asgrow	AG48X8	107.6	—	—	—	35	1
Great Heart Seed	GT-4817XS	107.6	—	—	—	30	1
Progeny	P 4929RXS	107.4	—	—	—	32	1
Terral	REV 4927X *	107.4	—	—	—	31	1
Great Heart Seed	GT-5022XS	105.0	—	—	—	30	1
Progeny	P 4816RX	104.2	—	—	—	30	1
Progeny	P 4799RXS	103.7	—	—	—	39	1
AGS	GS48R216	103.7	—	—	—	28	2
Progeny	P 4757RY	103.5	—	—	—	37	1
Petrus Seed	4916 GT	103.0	—	—	—	34	2
Delta Grow	DGX 4845RR2X	101.9	—	—	—	31	1
U. of Missouri	S14-15146R *	101.8	—	—	—	29	1
Delta Grow	DG 4970RR	101.6	—	—	—	34	3
Dyna-Gro	SX17648XT *	101.3	—	—	—	27	3
Armor	48D87	101.0	—	—	—	33	1
Terral	REV 48A26	100.8	—	—	—	29	1
USG	7487XTS	99.5	—	—	—	34	1
Great Heart Seed	GT-477CR2	99.4	—	—	—	31	1
Terral	REV 48A76	99.1	—	—	—	29	1
Great Heart Seed	GT-4721X	99.0	—	—	—	37	2
Go Soy	49G16	96.5	—	—	—	27	2
Croplan	R2C4775	95.7	—	—	—	31	1
Terral	REV 49R94	95.4	—	—	—	32	2
Pioneer	P48T27X	94.1	—	—	—	27	1
NK	S48-R2X	94.1	—	—	—	29	1
Dyna-Gro	S48XT56	93.3	—	—	—	27	1
Asgrow	AG47X6	93.2	—	—	—	40	1
Delta Grow	DG 4995 RR	93.1	—	—	—	25	1
USG	74K95RS	91.5	—	—	—	35	1
USG	7496XTS	87.1	—	—	—	34	1
Petrus Seed	479 GTS	81.8	—	—	—	35	2
USG	7497XT	80.0	—	—	—	38	4
Mean		102.0					
CV		9.2					
LSD (0.05)		15.4					
R ²		57					
Error DF		90					

¹Variety followed by an asterisk indicates an experimental entry.

²No 2-year average.

³No 3-year average.

⁴No maturity dates taken.

Table 58. Roundup Ready Maturity Group V Early Nonirrigated Soybean Varieties (MAFES Brown Loam Branch, Raymond).

Brand	Variety ¹	Yield			Maturity date ⁴	Plant height	Lodging score
		2017	2-yr. avg. ²	3-yr. avg. ³			
		<i>bu/A</i>	<i>bu/A</i>	<i>bu/A</i>		<i>in</i>	<i>1-5</i>
Asgrow	AG51X8	105.0	—	—	—	40	1
Terral	REV 56A58	102.1	—	—	—	25	1
Terral	REV 50A47	101.6	—	—	—	37	1
Progeny	P 5157RXS	100.9	—	—	—	30	1
Credenz	CZ 5375 RY	100.6	—	—	—	27	1
Dyna-Gro	S56XT98	99.9	—	—	—	29	1
Dyna-Gro	SX17651XS *	99.5	—	—	—	31	1
Pioneer	P50T56X	99.0	—	—	—	29	1
U. of Missouri	S14-9017R *	99.0	—	—	—	28	1
Terral	REV 51A56	98.1	—	—	—	35	1
MorSoy	MS 5607 RXT	97.7	—	—	—	25	1
Asgrow	AG55X8	97.0	—	—	—	37	1
Pioneer	P54A54X	96.6	—	—	—	23	1
Armor	AFX5107 *	96.3	—	—	—	37	2
Delta Grow	DG 5555RR	96.2	—	—	—	35	2
Dyna-Gro	S56RY84	94.6	—	—	—	31	1
Progeny	P 5016RXS	91.2	—	—	—	34	1
Pioneer	P50T92X	91.2	—	—	—	38	1
AgriGold	G5000RX	89.7	—	—	—	37	1
Pioneer	P55A49X	88.6	—	—	—	21	1
NK	S52-Y7X	88.2	—	—	—	30	1
Delta Grow	DG5580 RR2	87.9	—	—	—	28	1
Armor	57D77	87.4	—	—	—	23	1
USG	7568XT	86.4	—	—	—	24	1
Progeny	P 5688RX	85.8	—	—	—	21	1
U. of Arkansas	UA 5414RR	85.8	—	—	—	30	1
Delta Grow	DG 5170RR/STS	85.7	—	—	—	36	2
Terral	REV 56R63	85.1	—	—	—	27	1
USG	7547XT	84.1	—	—	—	24	1
Asgrow	AG55X7	83.8	—	—	—	20	1
Great Heart Seed	GT-5324X	79.6	—	—	—	24	1
Terral	REV 55A67 *	76.4	—	—	—	21	1
Progeny	P 5376RX	74.9	—	—	—	21	1
Progeny	P 5417RX	72.6	—	—	—	29	1
Go Soy	54G16	69.3	—	—	—	25	1
Armor	53-D04	69.0	—	—	—	23	1
Mean		90.2					
CV		10.0					
LSD (0.05)		14.7					
R ²		66.3					
Error DF		70					

¹Variety followed by an asterisk indicates an experimental entry.

²No 2-year average.

³No 3-year average.

⁴No maturity dates taken.

Table 59. Roundup Ready Maturity Group V Late Nonirrigated Soybean Varieties (MAFES Brown Loam Branch, Raymond).

Brand	Variety ¹	Yield			Maturity date ⁴	Plant height	Lodging score
		2017	2-yr. avg. ²	3-yr. avg. ³			
		<i>bu/A</i>	<i>bu/A</i>	<i>bu/A</i>		<i>in</i>	<i>1-5</i>
Progeny	P5752RY	88.7	—	—	—	26	1
USG	75B75R	83.1	—	—	—	28	1
Asgrow	AG59X7	80.3	—	—	—	23	1
U. of Arkansas	UA 5715GT	76.2	—	—	—	32	1
Mean		82.1					
CV		8.5					
LSD (0.05)		NS					
R ²		59.8					
Error DF		6					

¹Variety followed by an asterisk indicates an experimental entry.

²No 2-year average.

³No 3-year average.

⁴No maturity dates taken.

Table 60. Maturity Group IV LibertyLink Nonirrigated Soybean Varieties (MAFES Brown Loam Branch, Raymond).

Brand	Variety ¹	Yield			Maturity date ⁴	Plant height	Lodging score
		2017	2-yr. avg. ²	3-yr. avg. ³			
		<i>bu/A</i>	<i>bu/A</i>	<i>bu/A</i>		<i>in</i>	<i>1-5</i>
Dyna-Gro	S49LL34	113.8	—	—	—	42	2
Credenz	HBK LL4953	110.0	—	—	—	38	3
Delta Grow	DG 4587LL/STS	108.4	—	—	—	30	1
Credenz	CZ 4818 LL	106.4	—	—	—	35	2
Delta Grow	DG 4967LL	102.8	—	—	—	44	4
Go Soy	49L17	101.7	—	—	—	43	2
Credenz	CZ 4548 LL	101.7	—	—	—	34	1
Terral	REV 49L88	100.6	—	—	—	33	1
Delta Grow	DG 4977LL/STS	100.0	—	—	—	42	2
Credenz	CZ 4918 LL	94.2	—	—	—	34	1
Credenz	CZ 4540LL	93.9	—	—	—	32	1
Credenz	CZ 4748 LL	93.5	—	—	—	36	1
Terral	REV 48L63	93.0	—	—	—	40	1
Credenz	CZ 4308 LL	91.1	—	—	—	29	1
Credenz	CZ 4938 LL	89.6	—	—	—	30	1
Delta Grow	DG 4781LL	88.8	—	—	—	32	1
Go Soy	4714LL	86.1	—	—	—	37	1
Credenz	CZ 4222 LL	79.9	—	—	—	29	1
Credenz	CZ 4820 LL	79.4	—	—	—	32	1
Credenz	CZ 4044 LL	75.9	—	—	—	27	1
Dyna-Gro	S45LL97	75.8	—	—	—	36	1
Terral	REV 45L57 *	74.9	—	—	—	35	1
Credenz	CZ 3841 LL	66.5	—	—	—	32	1
Credenz	CZ 4105 LL	66.2	—	—	—	30	1
Credenz	CZ 3945 LL	55.6	—	—	—	27	1
Mean		88.1					
CV		12.3					
LSD (0.05)		18.2					
R ²		74					
Error DF		48					

¹Variety followed by an asterisk indicates an experimental entry.

²No 2-year average.

³No 3-year average.

⁴No maturity dates taken.

Table 61. Maturity Group V LibertyLink Nonirrigated Soybean Varieties (MAFES Brown Loam Branch, Raymond).

Brand	Variety ¹	Yield			Maturity date ⁴	Plant height	Lodging score
		2017	2-yr. avg. ²	3-yr. avg. ³			
		<i>bu/A</i>	<i>bu/A</i>	<i>bu/A</i>		<i>in</i>	<i>1-5</i>
Go Soy	5115LL	76.9	—	—	—	27	1
Credenz	CZ 5242 LL	76.7	—	—	—	25	1
Credenz	CZ 5727 LL	72.7	—	—	—	39	2
Go Soy	5515LL	69.6	—	—	—	31	1
Credenz	CZ 5147 LL	65.4	—	—	—	44	3
Credenz	CZ 5150 LL	62.5	—	—	—	30	3
Credenz	CZ 5515 LL	62.3	—	—	—	30	1
Go Soy	5215LL	62.1	—	—	—	51	2
Mean		68.5					
CV		15.8					
LSD (0.05)		NS					
R2		35					
Error DF		14					

¹Variety followed by an asterisk indicates an experimental entry.

²No 2-year average.

³No 3-year average.

⁴No maturity dates taken.

STONEVILLE (clay) IRR. AND NONIRRIGATED, DELTA BRANCH

Crop Summary

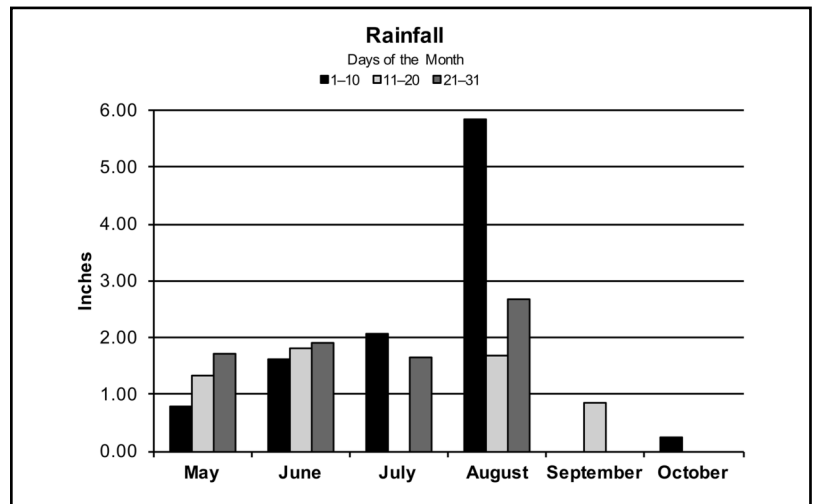
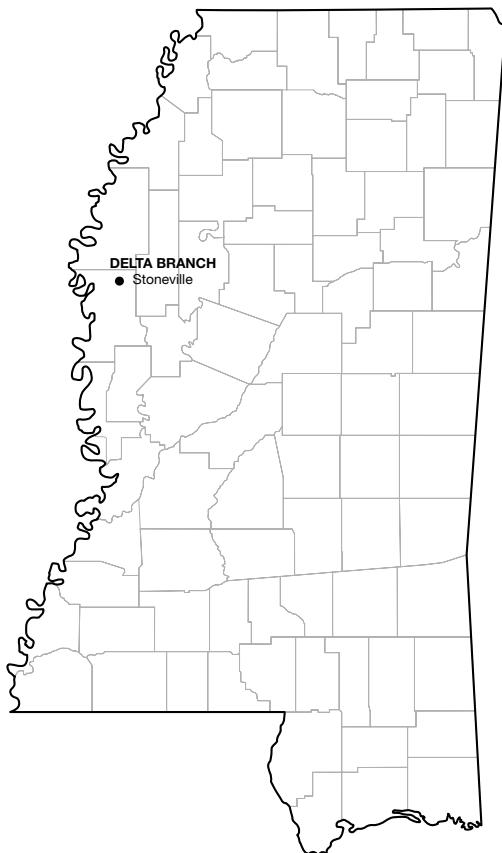
Plots for both irrigated (May 5) and nonirrigated (April 26) were planted into a stale seedbed that had been prepared the previous fall. Soil moisture at planting was adequate for germination. All plots emerged to a good stand. The frequency of rainfall throughout the season required little irrigation

to be applied to irrigated plots. Due to the abundance of rainfall, very few differences were observed between the irrigated and nonirrigated plots. Harvest was completed in a timely manner, and good yields were observed.

Planting dateNonirrigated, April 26; Irrigated, May 5
Harvest dateIV Early and IV Late Nonirrigated Roundup Ready on September 28; IV Early and IV Late Roundup Ready on September 28; IV LibertyLink and IV Conventional Irrigated on September 28; and V Early and V Late Roundup Ready, V Liberty Link, and V Conventional Irrigated on October 6

Soil typeSharkey clay
Soil pH7.0
Soil fertilityP=H, K=H
Previous cropSoybean
IrrigationFurrow irrigated on July 31
HerbicidesPreplant – Burndown with Glyphosate @ 48 oz/A and 2-4D @ 48 oz/A
 Preemergence – Authority MTZ @ 10 oz/A, Dual II Magnum @ 24 oz/A, Gramoxone @ 32 oz/A, and Zidua @ 2 oz/A on May 5
 Postemergence –
 Roundup Ready – Roundup PowerMAX @ 32 oz/A, FirstRate @ 0.6 oz/A, Prefix @ 24 oz/A, and Resource @ 10 oz/A on July 5
 LibertyLink – Liberty @ 32 oz/A, FirstRate @ 0.6 oz/A, Prefix @ 24 oz/A, and Resource @ 10 oz/A on July 5
 Conventional – Section @ 12 oz/A, FirstRate @ 0.6 oz/A, Prefix @ 24 oz/A, and Resource @ 10 oz/A on July 5

Fungicide/Insecticides ...Besiege @ 7 oz/A on July 21



Rainfall Summary

	Inches
May	.384
June	.534
July	.373
August	10.22
September	.085
October	.023
Total	24.21

**Table 62. Roundup Ready Maturity Group IV Early Nonirrigated
Soybean Varieties (Delta Branch Experiment Station, Stoneville, clay).**

Brand	Variety ¹	Yield			Maturity date ²	Plant height	Lodging score
		2017	2-yr. avg.	3-yr. avg.			
		<i>bu/A</i>	<i>bu/A</i>	<i>bu/A</i>		<i>in</i>	<i>1-5</i>
Great Heart Seed	GT-4540XS	99.4	86.3	—	—	34	1
Delta Grow	DG 4680RR2	98.7	78.3	—	—	29	1
Progeny	P 4516RXS	97.1	85.5	—	—	31	1
Asgrow	AG46X6	95.7	85.9	—	—	28	1
AGS	GS46X17	92.7	—	—	—	29	1
Delta Grow	4670RR2	92.0	78.7	60.5	—	28	1
Asgrow	AG43X7	90.7	—	—	—	31	1
Dyna-Gro	S44XS57	90.6	—	—	—	31	1
Progeny	P 4620RXS	90.6	74.9	—	—	30	1
Dyna-Gro	31RY45	90.6	76.2	58.9	—	30	1
Dyna-Gro	S45XS37	89.5	—	—	—	32	1
Dyna-Gro	S45XS66	89.2	—	—	—	34	1
AgriGold	G4685RX	89.0	—	—	—	36	1
Pioneer	P45T74X	88.8	—	—	—	32	1
Progeny	P4444RXS	88.1	—	—	—	32	1
MorSoy	MS 4616 RXT	88.0	—	—	—	30	1
Dyna-Gro	SX17846XS	87.4	—	—	—	32	1
Armor	44-D40	87.3	—	—	—	32	1
Pioneer	P40T26X	86.6	—	—	—	30	1
Armor	46-D08	86.4	73.6	—	—	30	1
AgriGold	G4440RX	86.4	—	—	—	32	1
Credenz	CZ 4590 RY	86.3	72.5	55.5	—	34	1
Croplan	RX4516S	86.2	—	—	—	30	1
Credenz	CZ 4181 RY	86.0	69.7	56.0	—	30	1
Armor	ARX4607	85.4	—	—	—	37	1
Dyna-Gro	S43RY95	85.1	72.2	58.7	—	29	1
Asgrow	AG46X8	83.7	—	—	—	32	1
AGS	GS45R216	83.5	76.1	—	—	26	1
AgriGold	G4380RX	82.1	—	—	—	32	1
Progeny	P4255RX	81.9	—	—	—	33	1
Asgrow	AG46X7	81.5	77.9	—	—	31	1
Asgrow	AG45X8	81.4	—	—	—	29	1
NK	S43-V3X	80.7	—	—	—	29	1
NK	S45-K5X	80.0	—	—	—	25	1
U. of Missouri	S14-9051R	72.5	—	—	—	26	1
Mean		87.5					
CV		7.1					
LSD (0.05)		10.1					
R ²		58					
Error DF		68					

¹Variety followed by an asterisk indicates an experimental entry.

²No maturity dates taken.

Table 63. Roundup Ready Maturity Group IV Late Nonirrigated Soybean Varieties (Delta Branch Experiment Station, Stoneville, clay).

Brand	Variety ¹	Yield			Maturity date ²	Plant height	Lodging score
		2017	2-yr. avg.	3-yr. avg.			
		<i>bu/A</i>	<i>bu/A</i>	<i>bu/A</i>		<i>in</i>	<i>1-5</i>
AgriGold	G4835RX	100.9	—	—	—	34	1
Great Heart Seed	GT-4721X	99.5	—	—	—	29	1
Armor	48D87	99.4	—	—	—	34	1
Terral	REV 4927X *	99.0	—	—	—	31	1
MorSoy	MS 4846 RXT	96.9	—	—	—	27	1
Dyna-Gro	S48XT56	96.1	78.6	—	—	25	1
Armor	ARX4807 *	96.0	—	—	—	34	1
Terral	REV 48A26	94.7	81.0	—	—	26	1
Asgrow	AG48X8	94.5	—	—	—	28	1
Great Heart Seed	GT-4817XS	93.4	—	—	—	30	1
Terral	REV 48A76	93.1	77.4	—	—	28	1
Terral	REV 47R34	93.1	77.9	64.1	—	30	1
Terral	REV 49R94	91.6	75.4	57.7	—	26	1
USG	7497XT	91.2	83.4	—	—	40	2
Progeny	P 4816RX	89.6	75.1	—	—	29	1
Delta Grow	DG 4835 RR2X	89.5	—	—	—	32	1
Pioneer	P48T27X	89.4	—	—	—	30	1
Progeny	P 4929RXS	89.0	—	—	—	32	1
AGS	GS48R216	88.9	72.4	—	—	26	1
Croplan	RX4825	88.4	—	—	—	27	1
USG	7487XTS	88.4	74.1	—	—	31	1
Terral	REV 4857X *	87.9	—	—	—	29	1
Progeny	P 4851RX	87.7	—	—	—	32	1
Go Soy	49G16	87.6	77.7	—	—	27	1
Croplan	R2C4775	87.2	73.9	—	—	35	1
Great Heart Seed	GT-477CR2	87.2	75.7	61.0	—	26	1
NK	S48-R2X	87.1	—	—	—	31	1
Dyna-Gro	SX17648XT *	84.7	—	—	—	29	1
Delta Grow	DGX 4845RR2X	84.6	—	—	—	29	1
USG	74K95RS	84.5	—	—	—	31	1
Delta Grow	DG 4995 RR	84.4	—	—	—	25	1
Asgrow	AG47X6	84.0	69.5	—	—	32	1
Delta Grow	DG 4970RR	83.7	73.4	56.1	—	27	2
Progeny	P 4799RXS	83.7	73.1	—	—	34	1
Delta Grow	DG 4825 RR2/STS	83.5	71.2	56.9	—	22	1
Petrus Seed	4916 GT	81.5	—	—	—	24	1
Progeny	P 4757RY	80.8	72.6	57.8	—	27	1
Delta Grow	DG 4880RR	78.1	69.3	54.7	—	27	1
Delta Grow	DG 4790RR2	76.9	74.2	58.6	—	30	2
Dyna-Gro	S49XS88	75.7	—	—	—	34	1
Petrus Seed	479 GTS	74.5	—	—	—	32	1
U. of Missouri	S14-15146R *	70.4	—	—	—	25	1
USG	7496XTS	65.6	64.1	—	—	27	1
AgriGold	G4990RX	59.6	—	—	—	29	1
Great Heart Seed	GT-5022XS	35.7	—	—	—	35	1
Progeny	P 4996RXS	33.8	—	—	—	34	1
Mean		84.6					
CV		8.3					
LSD (0.05)		11.4					
R ²		85.4					
Error DF		90					

¹Variety followed by an asterisk indicates an experimental entry.

²No maturity dates taken.

Table 64. Roundup Ready Maturity Group IV Early Irrigated Soybean Varieties (Delta Branch Experiment Station, Stoneville, clay).

Brand	Variety ¹	Yield			Maturity date ²	Plant height	Lodging score
		2017	2-yr. avg.	3-yr. avg.			
		<i>bu/A</i>	<i>bu/A</i>	<i>bu/A</i>		<i>in</i>	<i>1-5</i>
Delta Grow	DG 4680RR2	93.0	83.8	—	—	40	1
Pioneer	P45T74X	92.6	—	—	—	36	1
Asgrow	AG46X6	92.3	85.7	—	—	39	2
Great Heart Seed	GT-4540XS	92.1	86.3	—	—	41	1
Dyna-Gro	S43RY95	91.5	81.7	79.5	—	38	1
Progeny	P4255RX	91.5	—	—	—	38	1
Progeny	P 4516RXS	90.6	83.8	—	—	41	1
AGS	GS45R216	89.2	81.4	—	—	42	1
Dyna-Gro	S45XS66	87.9	—	—	—	40	2
Asgrow	AG45X8	87.4	—	—	—	34	1
Asgrow	AG43X7	87.2	—	—	—	39	1
Dyna-Gro	SX17846XS	86.7	—	—	—	38	2
NK	S45-K5X	86.7	—	—	—	31	1
Armor	44-D40	85.9	—	—	—	46	1
Armor	46-D08	85.7	76.8	—	—	38	1
Armor	ARX4607	85.6	—	—	—	38	1
AgriGold	G4440RX	85.6	—	—	—	41	1
Pioneer	P40T26X	85.5	—	—	—	41	1
Asgrow	AG46X8	85.5	—	—	—	41	2
Progeny	P4444RXS	85.4	—	—	—	37	1
Credenz	CZ 4181 RY	85.2	75.9	72.0	—	39	1
Delta Grow	4670RR2	85.0	75.8	76.3	—	38	1
Progeny	P 4620RXS	85.0	76.3	—	—	41	3
AGS	GS46X17	84.7	—	—	—	27	1
NK	S43-V3X	83.7	—	—	—	37	1
MorSoy	MS 4616 RXT	83.6	—	—	—	41	1
Dyna-Gro	31RY45	82.9	76.1	77.2	—	39	2
AgriGold	G4380RX	82.6	—	—	—	41	1
Asgrow	AG46X7	82.3	80.3	—	—	40	1
Dyna-Gro	S45XS37	82.0	—	—	—	45	1
Dyna-Gro	S44XS57	81.6	—	—	—	42	2
Credenz	CZ 4590 RY	80.7	73.8	70.1	—	40	1
Croplan	RX4516S	79.4	—	—	—	38	1
U. of Missouri	S14-9051R	76.2	—	—	—	33	1
AgriGold	G4685RX	73.5	—	—	—	44	1
Mean		85.6					
CV		3.5					
LSD (0.05)		4.8					
R ²		79.0					
Error DF		68					

¹Variety followed by an asterisk indicates an experimental entry.²No maturity dates taken.

Table 65. Roundup Ready Maturity Group IV Late Irrigated Soybean Varieties (Delta Branch Experiment Station, Stoneville, clay).

Brand	Variety ¹	Yield			Maturity date ²	Plant height	Lodging score
		2017	2-yr. avg.	3-yr. avg.			
		<i>bu/A</i>	<i>bu/A</i>	<i>bu/A</i>		<i>in</i>	<i>1-5</i>
Progeny	P 4851RX	86.9	—	—	—	44	3
Armor	48D87	86.0	—	—	—	43	3
MorSoy	MS 4846 RXT	85.7	—	—	—	35	1
Asgrow	AG48X8	84.9	—	—	—	40	1
Delta Grow	DGX 4845RR2X	84.5	—	—	—	38	1
Croplan	R2C4775	83.8	73.7	—	—	39	1
Terral	REV 4927X *	83.3	—	—	—	41	2
Pioneer	P48T27X	83.1	—	—	—	40	1
Terral	REV 4857X *	83.0	—	—	—	39	2
Terral	REV 48A76	82.3	74.3	—	—	35	1
Asgrow	AG47X6	82.0	71.8	—	—	45	1
Great Heart Seed	GT-4721X	82.0	—	—	—	44	3
AGS	GS48R216	81.5	69.6	—	—	36	1
Dyna-Gro	S49XS88	80.4	—	—	—	44	2
Terral	REV 49R94	80.1	71.6	74.8	—	37	1
Croplan	RX4825	79.8	—	—	—	34	1
Petrus Seed	4916 GT	79.4	—	—	—	34	1
Delta Grow	DG 4995 RR	78.8	—	—	—	36	1
Progeny	P 4816RX	78.3	69.5	—	—	35	1
Delta Grow	DG 4790RR2	77.7	69.4	74.5	—	41	1
Terral	REV 47R34	77.5	69.2	71.9	—	40	2
Progeny	P 4757RY	77.3	70.0	73.1	—	36	1
Great Heart Seed	GT-5022XS	77.0	—	—	—	43	2
Dyna-Gro	S48XT56	76.6	68.1	—	—	36	1
Dyna-Gro	SX17648XT *	76.6	—	—	—	39	1
Go Soy	49G16	76.6	67.2	—	—	34	1
Great Heart Seed	GT-477CR2	76.4	70.3	74.8	—	41	1
Armor	ARX4807 *	75.6	—	—	—	43	1
Progeny	P 4996RXS	75.5	—	—	—	44	1
USG	7496XTS	74.1	67.1	—	—	40	1
AgriGold	G4990RX	74.1	—	—	—	44	1
Progeny	P 4799RXS	74.1	66.8	—	—	40	2
Progeny	P 4929RXS	73.7	—	—	—	36	1
Great Heart Seed	GT-4817XS	73.6	—	—	—	39	1
Terral	REV 48A26	73.6	71.2	—	—	33	1
Delta Grow	DG 4825 RR2/STS	72.8	62.5	64.4	—	39	1
AgriGold	G4835RX	72.7	—	—	—	36	1
USG	7487XTS	72.2	61.9	—	—	41	1
Petrus Seed	479 GTS	71.7	—	—	—	40	1
U. of Missouri	S14-15146R *	71.0	—	—	—	30	1
NK	S48-R2X	70.7	—	—	—	41	1
Delta Grow	DG 4835 RR2X	70.5	—	—	—	38	1
Delta Grow	DG 4880RR	69.8	64.7	66.3	—	37	2
USG	7497XT	69.6	58.4	—	—	40	2
Delta Grow	DG 4970RR	67.7	61.3	64.1	—	43	2
USG	74K95RS	65.7	—	—	—	38	1
Mean		77.2					
CV		7.6					
LSD (0.05)		9.6					
R ²		56.1					
Error DF		90					

¹Variety followed by an asterisk indicates an experimental entry.

²No maturity dates taken.

Table 66. Roundup Ready Maturity Group V Early Irrigated Soybean Varieties (Delta Branch Experiment Station, Stoneville, clay).

Brand	Variety ¹	Yield			Maturity date ²	Plant height	Lodging score
		2017	2-yr. avg.	3-yr. avg.			
		<i>bu/A</i>	<i>bu/A</i>	<i>bu/A</i>		<i>in</i>	<i>1-5</i>
Asgrow	AG55X7	78.6	—	—	—	27	1
Pioneer	P54A54X	76.9	—	—	—	35	1
Terral	REV 50A47	76.1	—	—	—	40	1
Terral	REV 56A58	75.1	—	—	—	35	1
Pioneer	P55A49X	75.0	—	—	—	30	1
Delta Grow	DG 5170RR/STS	74.9	72.7	75.4	—	41	1
Credenz	CZ 5375 RY	74.5	68.9	—	—	30	1
Delta Grow	DG5580 RR2	73.6	72.1	—	—	30	1
Terral	REV 51A56	72.9	69.9	73.6	—	37	1
Dyna-Gro	S56XT98	72.6	—	—	—	32	1
Asgrow	AG51X8	72.0	—	—	—	45	1
Dyna-Gro	S56RY84	71.7	66.2	74.7	—	36	1
Progeny	P 5417RX	71.4	68.9	—	—	30	1
Dyna-Gro	SX17651XS *	71.2	—	—	—	35	2
USG	7568XT	70.8	—	—	—	31	1
MorSoy	MS 5607 RXT	70.7	—	—	—	30	1
Pioneer	P50T56X	70.7	—	—	—	37	2
Progeny	P 5376RX	70.4	—	—	—	28	1
U. of Missouri	S14-9017R *	70.2	—	—	—	35	2
Armor	57D77	70.2	—	—	—	29	1
Great Heart Seed	GT-5324X	70.1	—	—	—	29	1
Progeny	P 5016RXS	70.0	66.3	—	—	41	2
Progeny	P 5688RX	69.2	—	—	—	30	1
Terral	REV 56R63	69.0	—	—	—	43	2
Armor	ARX5107 *	67.7	—	—	—	44	2
Terral	REV 55A67 *	67.7	—	—	—	31	1
AgriGold	G5000RX	67.4	—	—	—	35	2
USG	7547XT	67.3	64.5	—	—	34	1
Progeny	P 5157RXS	67.2	—	—	—	36	2
Armor	53-D04	66.3	66.4	—	—	31	1
Pioneer	P50T92X	65.9	—	—	—	43	1
Delta Grow	DG 5555RR	65.7	62.8	—	—	38	2
Asgrow	AG55X8	65.5	—	—	—	44	1
NK	S52-Y7X	62.3	—	—	—	34	1
Go Soy	54G16	60.2	—	—	—	37	1
U. of Arkansas	UA 5414RR	58.6	55.2	62.9	—	29	2
Mean		70.0					
CV		5.4					
LSD (0.05)		6.1					
R ²		67.9					
Error DF		70					

¹Variety followed by an asterisk indicates an experimental entry.

²No maturity dates taken.

Table 67. Roundup Ready Maturity Group V Late Irrigated Soybean Varieties (Delta Branch Experiment Station, Stoneville, clay).

Brand	Variety ¹	Yield			Maturity date ²	Plant height	Lodging score
		2017	2-yr. avg.	3-yr. avg.			
		<i>bu/A</i>	<i>bu/A</i>	<i>bu/A</i>		<i>in</i>	<i>1-5</i>
Asgrow	AG59X7	63.3	—	—	—	33	1
Progeny	P5752RY	62.5	62.5	69.4	—	34	1
USG	75B75R	60.2	60.6	69.6	—	30	1
U. of Arkansas	UA 5715GT	60.1	59.7	—	—	34	2
Mean		61.5					
CV		5.03					
LSD (0.05)		NS					
R ²		42.2					
Error DF		6					

¹Variety followed by an asterisk indicates an experimental entry.
²No maturity dates taken.

Table 68. Maturity Group IV LibertyLink Irrigated Soybean Varieties (Delta Branch Experiment Station, Stoneville, clay).

Brand	Variety ¹	Yield			Maturity date ²	Plant height	Lodging score
		2017	2-yr. avg.	3-yr. avg.			
		<i>bu/A</i>	<i>bu/A</i>	<i>bu/A</i>		<i>in</i>	<i>1-5</i>
Terral	REV 49L88	76.9	—	—	—	39	2
Credenz	CZ 4918 LL	76.5	—	—	—	34	1
Credenz	CZ 4308 LL	75.7	—	—	—	39	2
Credenz	CZ 3945 LL	75.4	—	—	—	32	1
Delta Grow	DG 4587LL/STS	74.1	72.5	—	—	37	2
Credenz	CZ 4222 LL	73.1	69.4	—	—	36	1
Dyna-Gro	S45LL97	72.5	—	—	—	39	1
Go Soy	4714LL	71.7	71.3	76.8	—	43	1
Dyna-Gro	S49LL34	71.3	73.3	78.0	—	41	2
Credenz	CZ 3841 LL	70.9	—	—	—	33	2
Credenz	CZ 4548 LL	70.0	—	—	—	38	1
Credenz	CZ 4820 LL	68.2	—	—	—	42	1
Credenz	CZ 4540LL	67.2	67.4	67.3	—	43	2
Delta Grow	DG 4967LL	67.1	80.7	79.4	—	41	1
Credenz	HBK LL4953	67.1	69.8	74.5	—	42	2
Credenz	CZ 4105 LL	67.0	60.2	60.8	—	31	1
Terral	REV 45L57 *	66.2	—	—	—	39	1
Delta Grow	DG 4977LL/STS	65.6	67.0	69.2	—	41	2
Credenz	CZ 4748 LL	64.2	65.1	70.9	—	39	1
Delta Grow	DG 4781LL	64.0	68.6	74.2	—	41	1
Go Soy	49L17	63.7	—	—	—	45	2
Credenz	CZ 4818 LL	63.5	64.8	66.6	—	44	2
Credenz	CZ 4938 LL	61.5	—	—	—	48	2
Terral	REV 48L63	60.5	62.5	—	—	47	2
Credenz	CZ 4044 LL	58.7	58.4	—	—	33	1
Mean		68.5					
CV		6.5					
LSD (0.05)		7.4					
R ²		67.8					
Error DF		48					

¹Variety followed by an asterisk indicates an experimental entry.
²No maturity dates taken.

Table 69. Maturity Group V LibertyLink Irrigated Soybean Varieties (Delta Branch Experiment station, Stoneville, clay).

Brand	Variety	Yield			Maturity date ¹	Plant height	Lodging score
		2017	2-yr. avg.	3-yr. avg.			
		<i>bu/A</i>	<i>bu/A</i>	<i>bu/A</i>		<i>in</i>	<i>1-5</i>
Go Soy	5115LL	66.6	61.2	66.9	—	44	2
Credenz	CZ 5147 LL	66.6	60.4	64.1	—	27	1
Go Soy	5515LL	63.9	58.7	63.9	—	36	2
Go Soy	5215LL	63.1	58.2	64.9	—	37	2
Credenz	CZ 5242 LL	62.4	57.2	64.1	—	43	2
Credenz	CZ 5150 LL	61.9	57.9	65.2	—	35	2
Credenz	CZ 5727 LL	59.2	—	—	—	38	2
Credenz	CZ 5515 LL	52.5	48.4	52.9	—	50	2
Mean		62.0					
CV		5.0					
LSD (0.05)		5.4					
R ²		77.9					
Error DF		14					
¹ No maturity dates taken.							

Table 70. Maturity Group IV Conventional Irrigated Soybean Varieties (Delta Branch Experiment Station, Stoneville, clay).

Brand	Variety ¹	Yield			Maturity date ³	Plant height	Lodging score
		2017	2-yr. avg.	3-yr. avg. ²			
		<i>bu/A</i>	<i>bu/A</i>	<i>bu/A</i>		<i>in</i>	<i>1-5</i>
U. of Missouri	S13-1805C *	73.7	—	—	—	32	1
U. of Missouri	S13-3851C *	73.4	—	—	—	35	1
U. of Missouri	S13-2743C *	71.5	—	—	—	40	2
Go Soy	Ireane	69.4	72.4	—	—	24	1
U. of Missouri	S14-6391C *	68.9	—	—	—	35	2
U. of Missouri	S13-10590C *	63.2	—	—	—	38	1
Mean		70.0					
CV		3.1					
LSD (0.05)		4.1					
R ²		81.8					
Error DF		10					
¹ Variety followed by an asterisk indicates an experimental entry.							
² No 3-year average.							
³ No maturity dates taken.							

Table 71. Maturity Group V Conventional Irrigated Soybean Varieties (Delta Branch Experiment Station, Stoneville, clay).

Brand	Variety ¹	Yield			Maturity date ³	Plant height	Lodging score
		2017	2-yr. avg.	3-yr. avg. ²			
		<i>bu/A</i>	<i>bu/A</i>	<i>bu/A</i>		<i>in</i>	<i>1-5</i>
U. of Arkansas	UA 5014C	73.0	63.8	—	—	30	1
U. of Missouri	S13-1955C *	72.3	—	—	—	32	1
U. of Arkansas	R09-430 *	71.4	66.6	—	—	27	1
U. of Arkansas	Osage	71.4	69.6	—	—	31	1
Go Soy	56C16	70.3	—	—	—	30	1
U. of Arkansas	R11-8346 *	68.1	—	—	—	29	1
U. of Arkansas	R11-7999 *	64.6	—	—	—	29	1
USDA-ARS	JTN-5110	63.3	58.9	—	—	30	1
U. of Arkansas	UA 5814HP	58.1	—	—	—	36	1
Mean		68.1					
CV		6.3					
LSD (0.05)		7.5					
R ²		70.9					
Error DF		16					

¹Variety followed by an asterisk indicates an experimental entry.

²No 3-year average.

³No maturity dates taken.

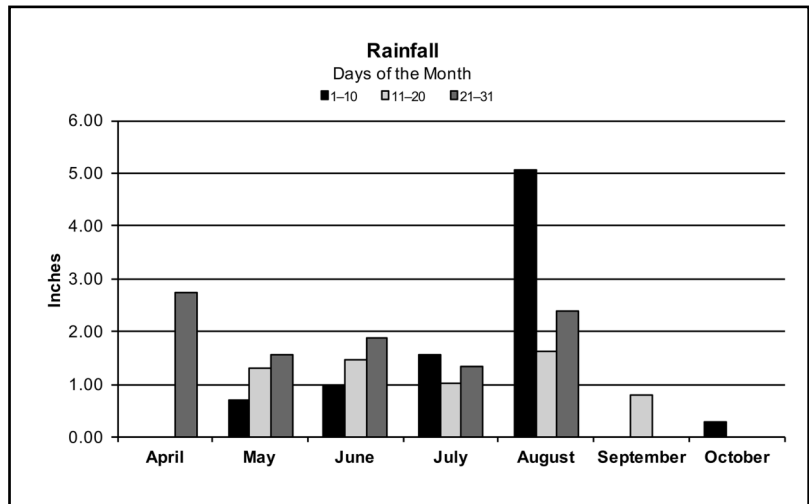
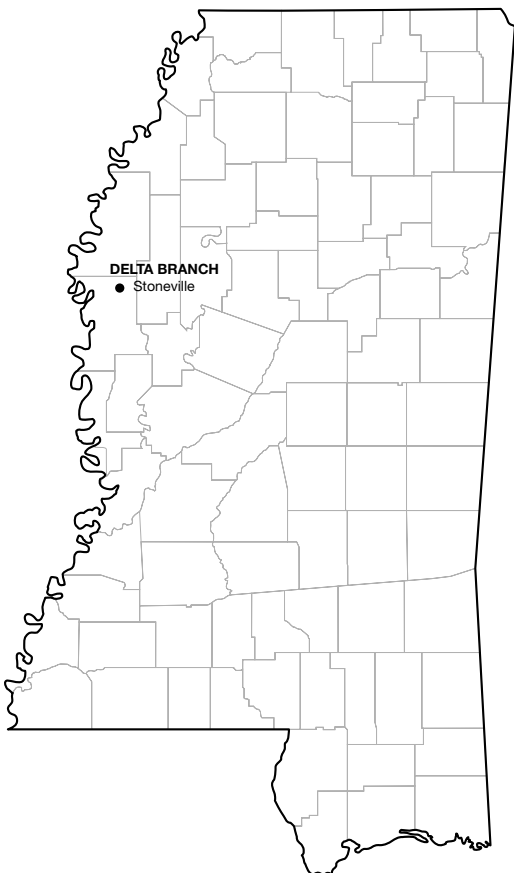
STONEVILLE (loam) IRRIGATED, DELTA BRANCH

Crop Summary

Plots were planted into a stale seedbed prepared the previous fall. All plots quickly emerged to a good stand. Timely rainfall meant the location required only one irri-

gation application during the season. Plots were harvested in a timely manner, and good yields were observed at this location.

Planting dateApril 26
Harvest dateOctober 5
Soil typeBosket very fine sandy loam
Soil pH6.3
Soil fertilityP=H, K=H⁺
Previous cropSoybean
HerbicidesPreemergence – Authority MTZ @ 10 oz/A, Dual II Magnum @ 24 oz/A, Gramoxone @ 32 oz/A, and Zidua @ 2 oz/A on April 26
Postemergence – Roundup PowerMAX @ 32 oz/A, FirstRate @ 0.6 oz/A, Prefix @ 24 oz/A, and Resource @ 10 oz/A on July 5
IrrigationFurrow irrigated on July 31
Fungicide/Insecticides ...Besiege @ 7 oz/A on July 21



Rainfall Summary

	Inches
April	.273
May	.360
June	.433
July	.391
August	.908
September	.079
October	.029
Total	.2473

Table 72. Roundup Ready Maturity Group IV Early Irrigated Soybean Varieties (Delta Branch Experiment Station, Stoneville, loam).

Brand	Variety ¹	Yield			Maturity date ²	Plant height	Lodging score
		2017	2-yr. avg.	3-yr. avg.			
		<i>bu/A</i>	<i>bu/A</i>	<i>bu/A</i>		<i>in</i>	<i>1-5</i>
AGS	GS45R216	85.5	82.8	—	—	34	1
Great Heart Seed	GT-4540XS	83.5	79.9	—	—	37	1
AGS	GS46X17	82.1	—	—	—	38	2
Asgrow	AG45X8	80.8	—	—	—	36	1
Delta Grow	4670RR2	80.1	74.9	77.6	—	33	1
Dyna-Gro	S45XS37	79.3	—	—	—	37	1
Progeny	P4444RXS	79.3	—	—	—	32	1
Asgrow	AG46X6	78.9	77.1	—	—	33	1
Dyna-Gro	SX17846XS	78.8	—	—	—	39	1
Armor	46-D08	78.4	77.8	—	—	35	1
Progeny	P 4516RXS	78.1	77.4	—	—	37	2
Credenz	CZ 4590 RY	77.0	81.7	81.9	—	35	1
NK	S45-K5X	76.6	—	—	—	27	1
AgriGold	G4440RX	75.7	—	—	—	29	1
Dyna-Gro	31RY45	75.7	76.8	79.6	—	35	1
Progeny	P 4620RXS	75.6	74.7	—	—	40	1
Pioneer	P40T26X	75.6	—	—	—	35	1
Dyna-Gro	S43RY95	75.6	76.4	76.6	—	38	1
Delta Grow	DG 4680RR2	74.8	74.2	—	—	39	1
Pioneer	P45T74X	74.6	—	—	—	33	1
Asgrow	AG46X8	74.5	—	—	—	40	1
MorSoy	MS 4616 RXT	73.5	—	—	—	37	1
Asgrow	AG46X7	73.4	72.7	—	—	35	2
NK	S43-V3X	73.2	—	—	—	34	1
Progeny	P4255RX	71.7	—	—	—	34	1
Croplan	RX4516S	71.2	—	—	—	39	2
Dyna-Gro	S45XS66	71.0	—	—	—	38	2
AgriGold	G4380RX	70.9	—	—	—	34	1
Asgrow	AG43X7	70.9	—	—	—	32	1
Credenz	CZ 4181 RY	70.8	76.5	74.7	—	38	1
AgriGold	G4685RX	70.7	—	—	—	38	2
U. of Missouri	S14-9051R	68.0	—	—	—	31	1
Armor	ARX4607	68.0	—	—	—	34	2
Dyna-Gro	S44XS57	67.9	—	—	—	42	1
Armor	44-D40	67.5	—	—	—	35	1
Mean		75.1					
CV		8					
LSD (0.05)		9.8					
R ²		49.0					
Error DF		68					

¹Variety followed by an asterisk indicates an experimental entry.

²No maturity dates taken.

Table 73. Roundup Ready Maturity Group IV Late Irrigated Soybean Varieties (Delta Branch Experiment Station, Stoneville, loam).

Brand	Variety ¹	Yield			Maturity date ²	Plant height	Lodging score
		2017	2-yr. avg.	3-yr. avg.			
		<i>bu/A</i>	<i>bu/A</i>	<i>bu/A</i>		<i>in</i>	<i>1-5</i>
Terral	REV 4927X *	84.7	—	—	—	39	2
Great Heart Seed	GT-4817XS	84.0	—	—	—	37	1
Progeny	P 4851RX	83.6	—	—	—	38	1
Armor	ARX4807 *	83.2	—	—	—	37	1
Delta Grow	DG 4835 RR2X	83.0	—	—	—	39	1
AGS	GS48R216	82.9	79.3	—	—	35	1
Progeny	P 4757RY	82.8	78.2	78.5	—	36	1
NK	S48-R2X	82.7	—	—	—	35	1
Great Heart Seed	GT-4721X	82.6	—	—	—	36	2
Dyna-Gro	SX17648XT *	82.1	—	—	—	38	1
Croplan	R2C4775	81.7	76.8	—	—	36	1
AgriGold	G4835RX	81.3	—	—	—	34	1
Progeny	P 4816RX	81.1	77.4	—	—	33	1
Armor	48D87	80.8	—	—	—	41	2
Dyna-Gro	S49XS88	80.5	—	—	—	44	1
Terral	REV 48A26	80.4	82.2	—	—	38	2
Terral	REV 49R94	79.9	78.1	76.4	—	39	2
Terral	REV 47R34	79.9	81.7	77.0	—	43	2
Terral	REV 48A76	79.4	79.1	—	—	38	1
Progeny	P 4929RXS	79.4	—	—	—	38	1
USG	7487XTS	79.1	68.8	—	—	35	1
Delta Grow	DGX 4845RRR2X	79.0	—	—	—	32	1
Terral	REV 4857X *	78.7	—	—	—	38	1
Croplan	RX4825	78.3	—	—	—	36	1
Asgrow	AG47X6	78.0	76.4	—	—	43	1
Asgrow	AG48X8	78.0	—	—	—	33	1
Pioneer	P48T27X	77.8	—	—	—	35	1
Progeny	P 4799RXS	77.4	78.2	—	—	42	1
Dyna-Gro	S48XT56	76.4	73.1	—	—	32	1
Delta Grow	DG 4790RR2	75.1	76.3	78.5	—	35	1
USG	7497XT	74.7	64.1	—	—	58	2
AgriGold	G4990RX	74.4	—	—	—	40	1
USG	7496XTS	74.0	77.8	—	—	37	1
MorSoy	MS 4846 RXT	73.8	—	—	—	35	1
Delta Grow	DG 4995 RR	73.5	—	—	—	30	1
Great Heart Seed	GT-477CR2	73.4	77.9	79.2	—	32	1
Go Soy	49G16	72.9	72.0	—	—	30	1
Delta Grow	DG 4970RR	72.2	68.4	69.9	—	36	3
Petrus Seed	4916 GT	71.9	—	—	—	25	1
Delta Grow	DG 4825 RR2/STS	71.8	73.0	71.6	—	30	1
Great Heart Seed	GT-5022XS	71.4	—	—	—	43	3
USG	74K95RS	70.6	—	—	—	37	1
Delta Grow	DG 4880RR	69.7	69.3	70.6	—	38	2
Progeny	P 4996RXS	69.0	—	—	—	42	1
Petrus Seed	479 GTS	67.0	—	—	—	35	1
U. of Missouri	S14-15146R *	64.5	—	—	—	37	1
Mean		77.4					
CV		5.9					
LSD (0.05)		7.4					
R ²		66.5					
Error DF		90					

¹Variety followed by an asterisk indicates an experimental entry.

²No maturity dates taken.

Table 74. Roundup Ready Maturity Group V Early Irrigated Soybean Varieties (Delta Branch Experiment Station, Stoneville, loam).

Brand	Variety ¹	Yield			Maturity date ²	Plant height	Lodging score
		2017	2-yr. avg.	3-yr. avg.			
		<i>bu/A</i>	<i>bu/A</i>	<i>bu/A</i>		<i>in</i>	<i>1-5</i>
Delta Grow	DG 5170RR/STS	88.2	85.1	84.8	—	41	2
Terral	REV 50A47	83.6	—	—	—	40	1
Armor	ARX5107 *	81.6	—	—	—	38	1
Asgrow	AG51X8	81.1	—	—	—	42	1
USG	7568XT	80.9	—	—	—	30	1
MorSoy	MS 5607 RXT	80.6	—	—	—	39	1
Dyna-Gro	SX17651XS *	79.5	—	—	—	35	1
Asgrow	AG55X8	78.7	—	—	—	42	2
Progeny	P 5688RX	78.7	—	—	—	27	1
Dyna-Gro	S56XT98	78.2	—	—	—	34	1
Pioneer	P50T56X	77.9	—	—	—	37	1
Terral	REV 56A58	77.1	—	—	—	28	1
Progeny	P 5157RXS	77.1	—	—	—	39	2
Credenz	CZ 5375 RY	76.9	73.1	—	—	28	1
AgriGold	G5000RX	76.6	—	—	—	39	1
Great Heart Seed	GT-5324X	76.5	—	—	—	26	1
Dyna-Gro	S56RY84	76.3	69.7	70.3	—	34	1
Armor	57D77	76.3	—	—	—	31	1
NK	S52-Y7X	75.9	—	—	—	35	1
Progeny	P 5016RXS	75.5	78.9	—	—	37	1
Pioneer	P50T92X	75.4	—	—	—	42	2
U. of Missouri	S14-9017R *	74.9	—	—	—	31	1
Terral	REV 51A56	74.8	75.5	79.3	—	31	1
Delta Grow	DG 5555RR	74.2	67.4	—	—	36	1
USG	7547XT	74.1	69.3	—	—	24	1
Delta Grow	DG5580 RR2	73.7	75.1	—	—	29	1
Armor	53-D04	73.2	71.2	—	—	30	1
Pioneer	P55A49X	73.2	—	—	—	21	1
Progeny	P 5417RX	72.8	69.9	—	—	32	1
Asgrow	AG55X7	71.9	—	—	—	18	1
Progeny	P 5376RX	71.3	—	—	—	29	1
Pioneer	P54A54X	70.8	—	—	—	24	1
Terral	REV 56R63	69.1	—	—	—	34	1
U. of Arkansas	UA 5414RR	67.4	63.3	67.2	—	31	1
Terral	REV 55A67 *	63.8	—	—	—	22	1
Go Soy	54G16	62.3	—	—	—	26	1
Mean		75.6					
CV		7.1					
LSD (0.05)		8.7					
R ²		57.7					
Error DF		70					

¹Variety followed by an asterisk indicates an experimental entry.
²No maturity dates taken.

Table 75. Roundup Ready Maturity Group V Late Irrigated Soybean Varieties (Delta Branch Experiment Station, Stoneville, loam).

Brand	Variety ¹	Yield			Maturity date ²	Plant height	Lodging score
		2017	2-yr. avg.	3-yr. avg.			
		<i>bu/A</i>	<i>bu/A</i>	<i>bu/A</i>		<i>in</i>	<i>1-5</i>
USG	75B75R	74.4	71.2	75.0	—	31	1
U. of Arkansas	UA 5715GT	71.1	66.4	—	—	30	1
Progeny	P5752RY	70.1	61.7	68.0	—	28	1
Asgrow	AG59X7	69.4	—	—	—	30	1
Mean		71.3					
CV		2.5					
LSD (0.05)		3.5					
R ²		81.3					
Error DF		6					

¹Variety followed by an asterisk indicates an experimental entry.
²No maturity dates taken.

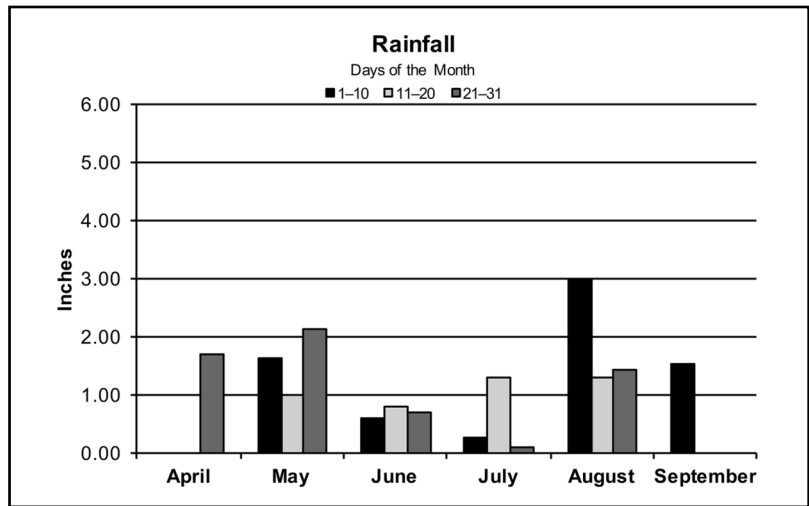
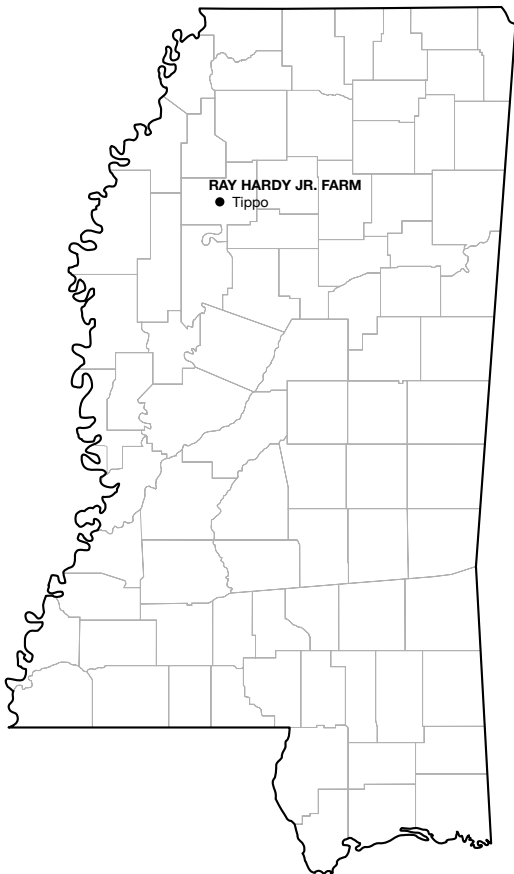
TIPPO, RAY HARDY JR. FARM

Crop Summary

Soybean plots were planted in late April due to the frequency of rain during the early spring. Soil moisture at planting was optimum for germination. All plots quickly emerged to a good stand. The growing season was partic-

ularly dry at this location with a general lack of rainfall. However, a few timely rains allowed for fair yields at a dryland location. Harvest was completed in a timely manner without difficulties.

Planting dateApril 20
 Harvest dateIV Early and IV Late Roundup Ready on September 11
 Soil typeDundee and Tensas silt loam
 Soil pH6.3
 Soil fertilityP=H, K=H
 Previous cropSoybean
 Fertilizer addedNone
 HerbicidesPreemergence — Authority MTZ @ 10 oz/A, Dual II Magnum @ 24 oz/A,
 and Zidua @ 2 oz/A on April 20



Rainfall Summary

	Inches
April171
May479
June212
July168
August579
September154
Total17.63

Table 76. Roundup Ready Maturity Group IV Early Nonirrigated Soybean Varieties (Ray Hardy Jr. Farm, Tippo).

Brand	Variety ¹	Yield			Maturity date ²	Plant height	Lodging score
		2017	2-yr. avg.	3-yr. avg.			
		<i>bu/A</i>	<i>bu/A</i>	<i>bu/A</i>		<i>in</i>	<i>1-5</i>
AgriGold	G4685RX	42.6	—	—	—	27	1
Pioneer	P40T26X	37.3	—	—	—	30	1
Progeny	P 4620RXS	37.0	—	—	—	28	1
Asgrow	AG46X8	36.4	—	—	—	30	1
Delta Grow	4670RR2	36.4	33.6	41.3	—	29	1
Armor	44-D40	36.1	—	—	—	29	1
Progeny	P 4516RXS	35.9	—	—	—	26	1
Pioneer	P45T74X	35.6	—	—	—	31	1
Dyna-Gro	S44XS57	35.1	—	—	—	28	1
Armor	ARX4607	34.9	—	—	—	28	1
AgriGold	G4440RX	34.6	—	—	—	27	1
Credenz	CZ 4181 RY	34.6	34.8	39.5	—	28	1
AGS	GS45R216	34.2	38.3	—	—	32	1
Dyna-Gro	S45XS66	33.9	—	—	—	25	1
Armor	46-D08	33.8	—	—	—	26	1
Dyna-Gro	S43RY95	33.1	39.5	43.9	—	31	1
Delta Grow	DG 4680RR2	32.7	36.4	—	—	30	2
MorSoy	MS 4616 RXT	32.5	—	—	—	27	1
Asgrow	AG46X7	32.3	—	—	—	25	1
Dyna-Gro	SX17846XS	32.3	—	—	—	27	1
U. of Missouri	S14-9051R	32.2	—	—	—	25	1
Asgrow	AG46X6	31.9	—	—	—	24	1
Dyna-Gro	S45XS37	31.7	—	—	—	29	1
Asgrow	AG45X8	31.6	—	—	—	26	1
Great Heart Seed	GT-4540XS	31.3	—	—	—	27	1
NK	S45-K5X	31.2	—	—	—	24	1
Croplan	RX4516S	31.1	—	—	—	26	1
AGS	GS46X17	30.7	—	—	—	24	1
AgriGold	G4380RX	29.9	—	—	—	27	1
Asgrow	AG43X7	29.0	—	—	—	24	1
Progeny	P4444RXS	28.6	—	—	—	24	1
Dyna-Gro	31RY45	28.4	36.0	42.6	—	26	1
Progeny	P4255RX	28.3	—	—	—	26	1
Credenz	CZ 4590 RY	26.3	28.2	35.3	—	27	1
NK	S43-V3X	23.4	—	—	—	29	1
Mean		32.8					
CV		11.7					
LSD (0.05)		6.2					
R ²		69.8					
Error DF		68					

¹Variety followed by an asterisk indicates an experimental entry.

²No maturity dates taken.

Table 77. Roundup Ready Maturity Group IV Late Nonirrigated Soybean Varieties (Ray Hardy Jr. Farm, Tippo).

Brand	Variety ¹	Yield			Maturity date ²	Plant height	Lodging score
		2017	2-yr. avg.	3-yr. avg.			
USG	7496XTS	<i>bu/A</i> 46.6	<i>bu/A</i> —	<i>bu/A</i> —	—	<i>in</i> 26	<i>1-5</i> 1
Croplan	R2C4775	46.1	45.1	—	—	29	1
Go Soy	49G16	44.4	51.7	—	—	30	1
Progeny	P 4996RXS	44.1	—	—	—	31	1
Armor	ARX4807 *	43.3	—	—	—	27	1
USG	7497XT	43.1	—	—	—	29	1
USG	74K95RS	42.9	—	—	—	27	1
AgriGold	G4990RX	41.6	—	—	—	32	1
Great Heart Seed	GT-5022XS	41.5	—	—	—	29	1
USG	7487XTS	41.3	—	—	—	24	1
Delta Grow	DGX 4845RR2X	40.4	—	—	—	22	1
Progeny	P 4757RY	40.3	39.9	46.7	—	29	1
Dyna-Gro	S49XS88	40.1	—	—	—	31	1
Delta Grow	DG 4970RR	40.1	39.2	41.5	—	30	1
Petrus Seed	4916 GT	40.0	—	—	—	26	1
Delta Grow	DG 4995 RR	39.4	—	—	—	24	1
Progeny	P 4816RX	39.1	—	—	—	26	1
Delta Grow	DG 4825 RR2/STS	39.0	40.9	45.9	—	24	1
Progeny	P 4799RXS	39.0	—	—	—	31	1
Delta Grow	DG 4835 RR2X	38.9	—	—	—	28	1
Great Heart Seed	GT-477CR2	38.5	41.1	43.9	—	28	1
AGS	GS48R216	38.2	44.3	—	—	25	1
Terral	REV 48A76	37.8	43.4	—	—	29	1
Asgrow	AG47X6	37.6	—	—	—	30	1
Asgrow	AG48X8	36.7	—	—	—	27	1
AgriGold	G4835RX	36.4	—	—	—	27	1
Progeny	P 4929RXS	35.9	—	—	—	30	1
U. of Missouri	S14-15146R *	35.7	—	—	—	27	1
Croplan	RX4825	35.4	—	—	—	24	1
Terral	REV 4927X *	35.3	—	—	—	32	1
Great Heart Seed	GT-4817XS	34.9	—	—	—	24	1
Delta Grow	DG 4790RR2	34.8	42.5	52.4	—	27	1
Terral	REV 49R94	34.6	41.3	48.5	—	28	1
MorSoy	MS 4846 RXT	34.2	—	—	—	25	1
Armor	48D87	34.2	—	—	—	29	2
Terral	REV 47R34	34.0	42.5	50.5	—	29	1
Terral	REV 48A26	33.4	37.8	—	—	26	1
Dyna-Gro	SX17648XT *	33.3	—	—	—	27	1
Delta Grow	DG 4880RR	32.5	35.1	37.8	—	29	1
Great Heart Seed	GT-4721X	32.3	—	—	—	27	1
Pioneer	P48T27X	31.8	—	—	—	25	1
Petrus Seed	479 GTS	31.2	—	—	—	30	1
Dyna-Gro	S48XT56	30.6	—	—	—	24	1
NK	S48-R2X	29.9	—	—	—	27	1
Progeny	P 4851RX	25.4	—	—	—	28	1
Terral	REV 4857X *	24.56	—	—	—	27	1
Mean		37.2					
CV		15.9					
LSD (0.05)		9.6					
R ²		64.5					
Error DF		90					

¹Variety followed by an asterisk indicates an experimental entry.

²No maturity dates taken.

2017 SOYBEAN VARIETY TRIAL STEM CANKER REPORT

All of the entries in the 2017 variety trials were evaluated for their reaction to the stem canker fungus. Trials consisted of single rows containing each cultivar planted in 10-foot plots and replicated four times. Within each row, eight plants were inoculated with a single toothpick infested with the fungus that causes stem canker (*Diaporthe aspalathi*). Plants were inoculated approximately 8 weeks after planting. Evaluations of stem canker severity were conducted between R6 and R6.5 by observing the stem of each inoculated plant for the presence of a canker. Observations of each variety were conducted using a modified 0–9 scale. Information in each of the following tables contains the analyzed stem canker rating as an average of the response of the inoculated plants for each entry

(n=32 observations/entry). In addition, each cultivar includes a stem canker designation: R = resistant, MR = moderately resistant, MS = moderately susceptible, and S = susceptible. In field situations where stem canker has been observed in the past, plant cultivars have been observed to contain resistance to stem canker to reduce the potential yield losses associated with this particular disease. In addition, keep in mind that observations of stem canker tend to be more obvious when the environment is conducive to disease development (see the Clarksdale yield response from 2017). Therefore, over time, and in years when the environment may not be conducive to the development of stem canker, it is possible that stem canker designations could change between years.

Table 78. Response of Maturity Group IV Early Soybean Cultivars to Stem Canker, 2017.

Cultivar	Stem canker rating ^{1,2}	Cultivar designation ³
Dyna-Gro 39RY43 (Check)	7.1 a-c	MS
AgriGold G4380RX	0.8 l	R
AgriGold G4440RX	7.2 ab	MS
AgriGold G4685RX	0.7 l	R
AGS GS45R216	4.7 a-g	MR
Armor 44-D40	3.4 c-k	MR
Armor 46-D08	5.8 a-d	MS
Armor ARX4607	7.5 a	S
Asgrow 4632	3.6 b-j	MR
Asgrow AG43X7	4.0 a-h	MR
Asgrow AG45X8	2.4 e-l	MR
Asgrow AG46X6	0.5 l	R
Asgrow AG46X7	1.8 h-l	R
Asgrow AG46X8	1.4 i-l	R
Credenz CZ 4181 RY	5.1 a-e	MS
Credenz CZ 4590 RY	2.1 f-l	R
Croplan RX4516S	3.6 b-j	MR
Delta Grow DG4670 RR2	4.1 a-h	MR
Delta Grow DG4680 RR2	4.2 a-h	MR
Dyna-Gro 31RY45	4.3 a-h	MR
Dyna-Gro S43RY95	3.4 c-k	MR
Dyna-Gro S44XS57	4.7 a-h	MR
Dyna-Gro S45XS37	2.7 d-l	R
Dyna-Gro S45XS66	2.4 f-l	R
Dyna-Gro SX17846XS	4.2 b-i	MR
Great Heart Seed GT-4540XS	5.5 a-f	MS
NK S43-V3X	1.8 g-l	R
NK S45-K5X	0.9 kl	R
Pioneer P40T26X	1.1 j-l	R
Pioneer P45T74X	1.3 i-l	R
Progeny P4255RX	4.7 a-g	MR
Progeny P4444RXS	2.2 f-l	R
Progeny P4516RXS	3.8 c-k	MR
Progeny P4620RXS	2.5 e-l	R
U. of Missouri S14-9051R	0.6 l	R
MSE (0.05)	1,023.74	—
CV (%)	45.38	—
P-value for F-statistic	<0.0001	—

¹Stem Canker Reaction — eight plants per plot were inoculated with infested toothpicks. Ratings were given by individual plant reaction using a modified 0–9 scale based on lesion severity and are presented as the average for the eight plants. Where a lesion did not appear, a rating of 0 (Resistant) was assessed. Ratings were assessed based on the presence of a lesion whereby a reaction that produced a visible lesion that did not expand up the length of the stem was assessed as a 1. Dead plants with lesions that extended up most of the plant's length received a score of 9.

²Means followed by the same letter(s) within a column are not significantly different according to Fisher's Protected LSD (P=0.05).

³By using the Mean Disease Rating, a standardized designation system is as follows: 1 = Resistant, 3 = Moderately Resistant, 5 = Moderately Susceptible, and 7 = Susceptible.

Table 79. Response of Maturity Group IV Late Soybean Cultivars to Stem Canker, 2017.

Cultivar	Stem canker rating ^{1,2}	Cultivar designation ³
Dyna-Gro 39RY43 (Check)	6.6 a-e	MS
AgriGold G4835RX	4.8 a-j	MR
AgriGold G4990RX	6.5 a-c	MS
AGS GS48R216	5.4 a-i	MS
Armor 4744	6.3 a-d	MS
Armor ARX4807	5.9 a-g	MS
Armor ARX4817	3.8 c-o	MR
Asgrow AG47X6	1.5 n-s	R
Asgrow AG48X8	1.6 m-s	R
Croplan R2C4775	4.1 b-m	MR
Croplan RX4825	0.8 p-s	R
Delta Grow DG4790 RR2	3.5 g-p	MR
Delta Grow DG4825 RR2/STS	1.1 n-s	R
Delta Grow DG4835 RR2X	5.6 a-h	MS
Delta Grow DG4845 RR2X	0.6 q-s	R
Delta Grow DG4880 RR	3.6 f-p	MR
Delta Grow DG4970 RR	1.9 l-s	R
Delta Grow DG4995 RR	3.6 d-p	MR
Dyna-Gro S48XT56	0.4 s	R
Dyna-Gro S49XS88	7.7 a	S
Dyna-Gro SX17648XT	2.4 j-s	R
Go Soy 49G16	5.7 a-h	MS
Great Heart Seed GT-4721X	3.4 e-p	MR
Great Heart Seed GT-477CR2	4.6 a-k	MR
Great Heart Seed GT-4817XS	4.3 b-l	MR
Great Heart Seed GT-5022XS	5.3 a-i	MS
NK S48-R2X	3.1 h-r	MR
Petrus Seed 479 GTS	6.8 ab	MS
Petrus Seed 4916 GT	6.4 a-e	MS
Pioneer P48T27X	2.9 h-s	R
Progeny P4757RY	4.4 b-l	MR
Progeny P4799RXS	0.5 rs	R
Progeny P4816RX	0.9 p-s	R
Progeny P4851RX	2.3 j-s	R
Progeny P4929RXS	5.1 a-j	MS
Progeny P4996RXS	6.7 a-e	MS
Terral REV 47R34	6.1 a-g	MS
Terral REV 4857X	3.7 f-p	MR
Terral REV 48A26	4.6 b-l	MR
Terral REV 48A76	3.9 c-n	MR
Terral REV 4927X	2.1 k-s	R
Terral REV 49R94	4.4 b-l	MR
U. of Missouri S14-15146R	2.8 i-s	R
USG 7487XTS	3.8 c-n	MR
USG 7496XTS	1.0 o-s	R
USG 7497XT	6.1 a-f	MS
USG 74K95RS	0.8 q-s	R
MSE (0.05)	1,557.57	—
CV (%)	42.21	—
P-value for F-statistic	<0.0001	—

¹Stem Canker Reaction — eight plants per plot were inoculated with infested toothpicks. Ratings were given by individual plant reaction using a modified 0–9 scale based on lesion severity and are presented as the average for the eight plants. Where a lesion did not appear, a rating of 0 (Resistant) was assessed. Ratings were assessed based on the presence of a lesion whereby a reaction that produced a visible lesion that did not expand up the length of the stem was assessed as a 1. Dead plants with lesions that extended up most of the plant's length received a score of 9.

²Means followed by the same letter(s) within a column are not significantly different according to Fisher's Protected LSD (P=0.05).

³By using the Mean Disease Rating, a standardized designation system is as follows: 1 = Resistant, 3 = Moderately Resistant, 5 = Moderately Susceptible, and 7 = Susceptible.

Table 80. Response of Maturity Group V Early Soybean Cultivars to Stem Canker, 2017.

Cultivar	Stem canker rating ^{1,2}	Cultivar designation ³
DG 5128 (check)	4.2 a-d	MR
AG 53X6	3.5 a-h	MR
AgriGold G5000RX	1.7 a-h	R
Armor 53-D04	2.8 a-h	R
Armor ARX5107	3.8 a-e	MR
Armor ARX5607	3.6 a-f	MR
Asgrow AG51X8	5.1 a-c	MS
Asgrow AG55X7	2.5 a-h	MR
Asgrow AG55X8	0.0 e-h	R
Credenz CZ 5375 RY	0.8 d-h	R
Delta Grow DG 5128	3.9 a-e	MR
Delta Grow DG5170 RR2/STS	1.4 b-h	R
Delta Grow DG5555 RR	1.6a-h	R
Delta Grow DG5580 RR2	2.1 a-h	R
Dyna-Gro S56RY84	2.3 d-h	R
Dyna-Gro S56XT98	5.6 a-e	MS
Dyna-Gro SX17651XS	0.0 h	R
Go Soy 54G16	4.5 a-g	MR
Great Heart Seed GT-5324X	1.7 c-h	R
NK S52-Y7X	3.3 a-h	MR
Pioneer P50T56X	1.9 c-h	R
Pioneer P50T92X	3.3 a-g	MR
Pioneer P54A54X	2.0 a-h	R
Pioneer P55A49X	5.5 a-e	MS
Progeny P5016RXS	0.2 gh	R
Progeny P5157RXS	0.0 h	R
Progeny P5376RX	4.5 a-e	MR
Progeny P5417RX	3.9 a-g	MR
Progeny P5688RX	6.3 a	MS
Terral REV 55A67	0.5 f-h	R
Terral REV 50A47	1.7 a-h	R
Terral REV 51A56	0.5 f-h	R
Terral REV 56A58	3.3 a-g	MR
Terral REV 56R63	0.6 f-h	R
U. of Arkansas UA 5414RR(R04-1268RR)	4.0 a-e	MR
U. of Missouri S14-9017R	0.6 a-h	R
USG 7547XT	1.1d-h	R
USG 7568XT	5.3 ab	MS
MSE (0.05)	716.82	—
CV (%)	43.89	—
P-value for F-statistic	0.0367	—

¹Stem Canker Reaction — eight plants per plot were inoculated with infested toothpicks. Ratings were given by individual plant reaction using a modified 0–9 scale based on lesion severity and are presented as the average for the eight plants. Where a lesion did not appear, a rating of 0 (Resistant) was assessed. Ratings were assessed based on the presence of a lesion whereby a reaction that produced a visible lesion that did not expand up the length of the stem was assessed as a 1. Dead plants with lesions that extended up most of the plant's length received a score of 9.

²Means followed by the same letter(s) within a column are not significantly different according to Fisher's Protected LSD (P=0.05).

³By using the Mean Disease Rating, a standardized designation system is as follows: 1 = Resistant, 3 = Moderately Resistant, 5 = Moderately Susceptible, and 7 = Susceptible.

Table 81. Response of Maturity Group V Late Soybean Cultivars to Stem Canker, 2017.

Cultivar	Stem canker rating ^{1,2}	Cultivar designation ³
Dyna-Gro S57RY26 (check)	3.5	MR
Asgrow AG59X7	1.3	R
Progeny P5752RY	4.6	MR
U. of Arkansas UA 5715GT(R07-6614RR)	4.5	MR
USG 75B75R	6.4	MS
MSE (0.05)	23.69	—
CV (%)	46.36	—
P-value for F-statistic	0.1123	—

¹Stem Canker Reaction — eight plants per plot were inoculated with infested toothpicks. Ratings were given by individual plant reaction using a modified 0–9 scale based on lesion severity and are presented as the average for the eight plants. Where a lesion did not appear, a rating of 0 (Resistant) was assessed. Ratings were assessed based on the presence of a lesion whereby a reaction that produced a visible lesion that did not expand up the length of the stem was assessed as a 1. Dead plants with lesions that extended up most of the plant's length received a score of 9.

²Means followed by the same letter(s) within a column are not significantly different according to Fisher's Protected LSD (P=0.05).

³By using the Mean Disease Rating, a standardized designation system is as follows: 1 = Resistant, 3 = Moderately Resistant, 5 = Moderately Susceptible, and 7 = Susceptible.

Table 82. Response of Maturity Group IV LibertyLink Soybean Cultivars to Stem Canker, 2017.

Cultivar	Stem canker rating ^{1,2}	Cultivar designation ³
Dyna-Gro 4567LL (check)	7.6 a	S
Credenz CZ 3841 LL	0.2 b-d	R
Credenz CZ 3945 LL	0.0 d	R
Credenz CZ 4044 LL	0.0 d	R
Credenz CZ 4105 LL	0.0 cd	R
Credenz CZ 4222 LL	1.8 a-c	R
Credenz CZ 4540 LL	0.4 b-d	R
Credenz CZ 4748 LL	0.4 cd	R
Credenz CZ 4818 LL	0.5 b-d	R
Credenz CZ 4820 LL	0.0 cd	R
Credenz HBK LL4953	0.0 d	R
Delta Grow DG4587 LL/STS	0.3 cd	R
Delta Grow DG4781 LL	1.4 ab	R
Delta Grow DG4967 LL	0.0 d	R
Delta Grow DG4977 LL/STS	0.0 d	R
Dyna-Gro S45LL97	0.4 cd	R
Dyna-Gro S49LL34	0.8 b-d	R
Go Soy 4714LL	0.5 b-d	R
Terral REV 45L57	1.1 a-c	R
Terral REV 48L63	0.0 d	R
Terral REV 49L88	0.0 cd	R
MSE (0.05)	285.73	—
CV (%)	40.73	—
P-value for F-statistic	0.0015	—

¹Stem Canker Reaction — eight plants per plot were inoculated with infested toothpicks. Ratings were given by individual plant reaction using a modified 0–9 scale based on lesion severity and are presented as the average for the eight plants. Where a lesion did not appear, a rating of 0 (Resistant) was assessed. Ratings were assessed based on the presence of a lesion whereby a reaction that produced a visible lesion that did not expand up the length of the stem was assessed as a 1. Dead plants with lesions that extended up most of the plant's length received a score of 9.

²Means followed by the same letter(s) within a column are not significantly different according to Fisher's Protected LSD (P=0.05).

³By using the Mean Disease Rating, a standardized designation system is as follows: 1 = Resistant, 3 = Moderately Resistant, 5 = Moderately Susceptible, and 7 = Susceptible.

Table 83. Response of Maturity Group V LibertyLink Soybean Cultivars to Stem Canker, 2017.

Cultivar	Stem canker rating ^{1,2}	Cultivar designation ³
Dyna-Gro 4567LL (check)	7.6 a	S
Credenz CZ 5147 LL	7.3 a	S
Credenz CZ 5150 LL	0.3 d	R
Credenz CZ 5242 LL	4.7 ab	MR
Credenz CZ 5515 LL	2.9 bc	R
Credenz CZ 5727 LL	3.4 bc	MR
Go Soy 5115LL	1.4 cd	R
Go Soy 5215LL	3.3 bc	MR
Go Soy 5515LL	2.5 bd	R
MSE (0.05)	60.19	—
CV (%)	41.94	—
P-value for F-statistic	0.0014	—

¹Stem Canker Reaction — eight plants per plot were inoculated with infested toothpicks. Ratings were given by individual plant reaction using a modified 0–9 scale based on lesion severity and are presented as the average for the eight plants. Where a lesion did not appear, a rating of 0 (Resistant) was assessed. Ratings were assessed based on the presence of a lesion whereby a reaction that produced a visible lesion that did not expand up the length of the stem was assessed as a 1. Dead plants with lesions that extended up most of the plant's length received a score of 9.

²Means followed by the same letter(s) within a column are not significantly different according to Fisher's Protected LSD (P=0.05).

³By using the Mean Disease Rating, a standardized designation system is as follows: 1 = Resistant, 3 = Moderately Resistant, 5 = Moderately Susceptible, and 7 = Susceptible.

Table 84. Response of Maturity Group IV Conventional Soybean Cultivars to Stem Canker, 2017.

Cultivar	Stem canker rating ^{1,2}	Cultivar designation ³
J77-339 (check)	8.0 a	S
Go Soy Irene	0.3 d	R
U. of Arkansas 4805	4.0 bc	MR
U. of Missouri S11-20337	5.8 ab	MS
U. of Missouri S12-2418	2.5 cd	R
U. of Missouri S12-3782	3.1 c	MR
U. of Missouri S13-10590C	3.2 c	MR
U. of Missouri S13-1805C	4.9 bc	MR
U. of Missouri S13-2743C	3.3 bc	MR
U. of Missouri S13-3851C	4.6 bc	MR
U. of Missouri S14-6391C	8.2 a	S
MSE (0.05)	69.54	—
CV (%)	37.06	—
P-value for F-statistic	<0.0001	—

¹Stem Canker Reaction — eight plants per plot were inoculated with infested toothpicks. Ratings were given by individual plant reaction using a modified 0–9 scale based on lesion severity and are presented as the average for the eight plants. Where a lesion did not appear, a rating of 0 (Resistant) was assessed. Ratings were assessed based on the presence of a lesion whereby a reaction that produced a visible lesion that did not expand up the length of the stem was assessed as a 1. Dead plants with lesions that extended up most of the plant's length received a score of 9.

²Means followed by the same letter(s) within a column are not significantly different according to Fisher's Protected LSD (P=0.05).

³By using the Mean Disease Rating, a standardized designation system is as follows: 1 = Resistant, 3 = Moderately Resistant, 5 = Moderately Susceptible, and 7 = Susceptible.

Table 85. Response of Maturity Group V Conventional Soybean Cultivars to Stem Canker, 2017.

Cultivar	Stem canker rating ^{1,2}	Cultivar designation ³
J77-339 (check)	5.5 b-d	MS
Go Soy 56C16	0.5 e	R
LSU LA560512	7.8 ab	S
U. of Arkansas Osage (R98-1821)	6.5 a-c	MS
U. of Arkansas R09-430	3.6 de	MR
U. of Arkansas R11-7999	6.8 a-c	MS
U. of Arkansas R11-8346	4.1 c-e	MR
U. of Arkansas UA 5014C (R05-3239)	5.1 c-e	MS
U. of Arkansas UA 5814HP (R09-3789)	6.5 a-d	MS
U. of Missouri S11-17025	8.5 a	S
U. of Missouri S11-20124	7.7 ab	S
U. of Missouri S13-1955C	5.8 a-d	MS
USDA-ARS JTN-5110	6.8 a-c	MS
MSE (0.05)	119.82	—
CV (%)	42.93	—
P-value for F-statistic	0.0008	—
¹ Stem Canker Reaction — eight plants per plot were inoculated with infested toothpicks. Ratings were given by individual plant reaction using a modified 0–9 scale based on lesion severity and are presented as the average for the eight plants. Where a lesion did not appear, a rating of 0 (Resistant) was assessed. Ratings were assessed based on the presence of a lesion whereby a reaction that produced a visible lesion that did not expand up the length of the stem was assessed as a 1. Dead plants with lesions that extended up most of the plant's length received a score of 9.		
² Means followed by the same letter(s) within a column are not significantly different according to Fisher's Protected LSD (P=0.05).		
³ By using the Mean Disease Rating, a standardized designation system is as follows: 1 = Resistant, 3 = Moderately Resistant, 5 = Moderately Susceptible, and 7 = Susceptible.		

PLANT CHARACTERISTICS

Table 86. Plant Characteristics of Maturity Group IV Early Roundup Ready Soybean Varieties.

Brand	Variety	Color				Seeds ¹	Growth	
		Bloom	Pod wall	Pubescence	Hilum		D/I ²	RM ³
AgriGold	G4380RX	Purple	Tan	Light Tawny	Black	3580	—	4.3
AgriGold	G4440RX	White	Brown	Light Tawny	Black	2524	—	4.4
AgriGold	G4685RX	Purple	Tan	Gray	Imp Black	2694	—	4.6
AGS	GS45R216	Purple	Brown	Tawny	Black	2617	—	4.5
AGS	GS46X17	Purple	Brown	Light Tawny	Black	2488	—	4.6
Armor	44-D40	—	—	—	—	3342	—	4.4
Armor	46-D08	—	—	—	—	2800	—	4.6
Armor	ARX4607	—	—	—	—	3182	—	4.6
Asgrow	AG43X7	Purple	Brown	Light Tawny	Black	2589	—	4.3
Asgrow	AG45X8	Purple	Brown	Light Tawny	Black	2965	—	4.5
Asgrow	AG46X6	Purple	Brown	Light Tawny	Black	2321	—	4.6
Asgrow	AG46X7	Purple	Brown	Light Tawny	Black	3076	—	4.6
Asgrow	AG46X8	Purple	Brown	Light Tawny	Black	3179	—	4.6
Credenz	CZ 4181 RY	Purple	Brown	Light Tawny	Black	2600	I	4.1
Credenz	CZ 4590 RY	Purple	Tan	Tawny	Black	3385	I	4.5
Croplan	RX4516S	—	—	—	—	3603	—	4.5
Delta Grow	DG4670 RR2	Purple	Brown	Light Tawny	Black	3348	I	4.6
Delta Grow	DG4680 RR2	Purple	Brown	Tawny	Black	3353	I	4.6
Dyna-Gro	S43-RY95	Purple	Brown	Tawny	Black	2865	I	4.3
Dyna-Gro	S44XS57	Purple	Brown	Light Tawny	Black	2827	I	4.4
Dyna-Gro	31RY45	Purple	Brown	Light Tawny	Black	2794	I	4.5
Dyna-Gro	S45XS37	White	Brown	Tawny	Black	3389	I	4.5
Dyna-Gro	S45XS66	Purple	Brown	Light Tawny	Black	3210	I	4.5
Dyna-Gro	S17846XS	White	Brown	Light Tawny	Black	3079	I	4.6
Great Heart Seed	GT-4540XS	Purple	Brown	Light Tawny	Black	3080	I	4.5
MorSoy	MS 4616 RXT	White	Brown	Tawny	Black	2960	D/I	4.6
NK	S43-V3X	—	—	—	—	2600	—	4.3
NK	S45-K5X	—	—	—	—	2320	—	4.5
Pioneer	P40T26X	Purple	Tan	Light Tawny	Black	3099	—	4.0
Pioneer	P45T74X	Purple	Brown	Gray	Imp Black	2948	—	4.5
Progeny Ag Products	P4255RX	Purple	Tan	Gray	Imp Black	2738	—	4.2
Progeny Ag Products	P4444RXS	Purple	Brown	Tawny	Black	2732	—	4.4
Progeny Ag Products	P4516RXS	Purple	Brown	Light Tawny	Black	3148	—	4.5
Progeny Ag Products	P4620RXS	White	Brown	Tawny	Black	3185	—	4.6
U. of Missouri	S14-9051R	White	Tan	Gray	Imp Black	3087	D	4.5

¹Represents an average number of seed per pound; seed may vary according to season and location.

²D = determinate; I = indeterminate.

³Relative Maturity is an indicator of how this variety or line matures in relationship to other varieties or lines. The whole number refers to Maturity Groups IV and V. The decimal numbers convey the relative earliness or lateness. For example, 4.0 is very early in Group IV, while 4.9 is very late in Group IV.

Table 87. Plant Characteristics of Maturity Group IV Late Roundup Ready Soybean Varieties.

Brand	Variety	Color				Seeds ¹	Growth	
		Bloom	Pod wall	Pubescence	Hilum		D/I ²	RM ³
AgriGold	G4835RX	Purple	Brown	Light Tawny	Black	3131	—	4.8
AgriGold	G4990RX	White	Brown	Light Tawny	Black	2493	—	4.9
AGS	GS48R216	White	Tan	Light Tawny	Black	3176	—	4.8
AGS	49G16	Purple	Tan	Tawny	Black	3455	—	4.9
Armor	ARX4817	—	—	—	—	2738	—	4.8
Armor	ARX4807	—	—	—	—	3141	—	4.8
Asgrow	AG47X6	White	Brown	Light Tawny	Black	2520	—	4.7
Asgrow	AG48X8	Purple	Brown	Light Tawny	Black	2682	—	4.8
Croplan	R2C4775	White	Brown	Light Tawny	Black	3193	—	4.7
Croplan	RX 4825	—	—	—	—	2931	—	4.8
Delta Grow	DG4825 RR2/STS	White	Tan	Light Tawny	Brown	3834	I	4.8
Delta Grow	DG4880 RR	White	Brown	Tawny	Black	3476	I	4.8
Delta Grow	DG4790 RR2	White	Brown	Light Tawny	Imp Black	3514	I	4.7
Delta Grow	DG4845 RR2X	Purple	Tan	Light Tawny	Imp Black	2413	I	4.8
Delta Grow	DG4835RR2X	—	—	—	—	3461	—	4.8
Delta Grow	DG4970RR	Purple	Brown	Light Tawny	Black	3219	I	4.9
Delta Grow	DG4995 RR	Purple	Tan	Tawny	Black	3571	I	4.9
Dyna-Gro	S48XT56	Purple	Tan	Light Tawny	Black	2532	I	4.8
Dyna-Gro	SX17648XT	White	Tan	Light Tawny	Black	3696	I	4.8
Dyna-Gro	S49XS88	White	Brown	Light Tawny	Black	2743	I	4.9
Great Heart Seed	GT-4721X	Purple	Brown	Light Tawny	Black	2738	I	4.7
Great Heart Seed	GT-4817XS	Purple	Brown	Light Tawny	Black	3141	I	4.8
Great Heart Seed	GT-5022XS	White	Brown	Light Tawny	Black	2500	I	4.9
Great Heart Seed	GT-477CR2	White	Brown	Light Tawny	Black	2880	I	4.7
MorSoy	MS 4846 RXT	Purple	Tan	Light Tawny	Black	2414	D/I	4.8
NK	S48-R2X	—	—	—	—	2924	—	4.8
Petrus Seed	479 GTS	White	Tan	Tawny	Black	3041	I	4.7
Petrus Seed	4916 GT	Purple	Tan	Tawny	Black	3518	D/I	4.9
Pioneer	P48T27X	White	Brown	Tawny	Black	3335	—	4.8
Progeny Ag Products	P4757RY	White	Brown	Light Tawny	Black	2646	—	4.7
Progeny Ag Products	P4799RXS	White	Brown	Light Tawny	Black	2735	—	4.7
Progeny Ag Products	P4816RX	Purple	Tan	Light Tawny	Black	2161	—	4.8
Progeny Ag Products	P4996RXS	—	—	—	—	2504	—	4.9
Progeny Ag Products	P4851RX	Purple	Brown	Light Tawny	Black	2694	—	4.8
Progeny Ag Products	P4929RXS	Purple	Brown	Light Tawny	Black	3094	—	4.9
Terral	REV 47R34	Purple	Brown	Light Tawny	Black	2827	I	4.7
Terral	REV 48A76	Purple	Tan	Light Tawny	Black	3147	I	4.8
Terral	REV 48A26	Purple	Brown	Light Tawny	Black	2453	I	4.8
Terral	REV 49R94	Purple	Brown	Tawny	Black	2795	I	4.9
Terral	REV 4857X	White	Brown	Gray	Buff	2665	I	4.8
Terral	REV 4927X	Purple	Brown	Light Tawny	Black	2490	I	4.9
U. of Missouri	S14-15146R	White	Tan	Tawny	Black	3677	I	4.7
USG	7487XTS	Purple	Brown	Light Tawny	Black	3363	I	4.8
USG	7496XTS	Purple	Brown	Light Tawny	Black	3382	I	4.9
USG	7497XT	White	Tan	Gray	Imp Black	3558	I	4.9
USG	74K95RS	Purple	Tan	Gray	Imp Black	3689	D	4.9

¹Represents an average number of seed per pound; seed may vary according to season and location.

²D = determinate; I = indeterminate.

³Relative Maturity is an indicator of how this variety or line matures in relationship to other varieties or lines. The whole number refers to Maturity Groups IV and V. The decimal numbers convey the relative earliness or lateness. For example, 4.0 is very early in Group IV, while 4.9 is very late in Group IV.

Table 88. Plant Characteristics of Maturity Group V Early Roundup Ready Soybean Varieties.

Brand	Variety	Color				Seeds ¹	Growth	
		Bloom	Pod wall	Pubescence	Hilum		D/I ²	RM ³
AgriGold	G5000RX	Purple	Brown	Light Tawny	Black	2763	—	5.0
Armor	ARX5107	—	—	—	—	2500	—	5.1
Armor	53-D04	—	—	—	—	3029	—	5.3
Armor	ARX5607	—	—	—	—	3200	—	5.6
Asgrow	AG51X8	White	Brown	Light Tawny	Black	2756	—	5.1
Asgrow	AG55X7	White	Tan	Tawny	Black	3332	—	5.5
Asgrow	AG55X8	White	Tan	Tawny	Black	2587	—	5.5
Credenz	CZ 5375 RY	Purple	Tan	Gray	Imp Black	3300	D	5.3
Delta Grow	DG5170 RR2/STS	Purple	Tan	Light Tawny	Black	3089	I	5.1
Delta Grow	DG5580 RR2	Purple	Tan	Light Tawny	Black	3070	—	5.5
Delta Grow	DG5555 RR	White	Brown	Gray	Imp Black	3027	—	5.5
Dyna-Gro	SX17651XS	Purple	Tan	Gray	Imp Black	3021	I	5.1
Dyna-Gro	S56RY84	Purple	Tan	Tawny	Brown	3220	D	5.6
Dyna-Gro	S56XT98	White	Brown	Tawny	Black	3058	D	5.6
Go Soy	54G16	—	—	—	Buff	3280	—	5.4
Great Heart Seed	GT-5324X	White	Brown	Tawny	Black	3070	I	5.3
MorSoy	MS 5607 RXT	White	Brown	Tawny	Black	3342	D/I	5.6
NK	S52-Y7X	—	—	—	—	3695	—	5.2
Pioneer	P50T56X	Purple	Tan	Tawny	Black	2645	—	5.0
Pioneer	P50T92X	Purple	Brown	Tawny	Black	2798	—	5.0
Pioneer	P54A54X	White	Brown	Gray	Buff	3343	—	5.4
Pioneer	P55A49X	White	Brown	Gray	Buff	3203	—	5.5
Progeny Ag Products	P5016RXS	Purple	Brown	Light Tawny	Black	2622	—	5.0
Progeny Ag Products	P5157RXS	Purple	Tan	Gray	Imp Black	3058	—	5.1
Progeny Ag Products	P5376RX	White	Brown	Tawny	Black	3080	—	5.3
Progeny Ag Products	P5417RX	White	Tan	Gray	Buff	3132	—	5.4
Progeny Ag Products	P5688RX	White	Brown	Tawny	Black	3085	—	5.6
Terral	REV 50A47	White	Brown	Light Tawny	Black	2999	D	5.0
Terral	REV 51A56	Purple	Brown	Light Tawny	Black	2461	D	5.1
Terral	REV 55A67	White	Tan	Tawny	Black	3053	D	5.5
Terral	REV 56R63	White	Brown	Tawny	Buff	3309	D	5.6
Terral	REV 56A58	—	—	—	—	3218	—	5.6
U. of Arkansas	UA 5414RR	White	Tan	Gray	Buff	3859	—	5.4
U. of Missouri	S14-9017R	White	Tan	Light Tawny	Black	3167	I	5.5
USG	7547XT	White	Tan	Gray	Buff	3767	—	5.4
USG	7568XT	White	Brown	Tawny	Black	3114	—	5.6

¹Represents an average number of seed per pound; seed may vary according to season and location.

²D = determinate; I = indeterminate.

³Relative Maturity is an indicator of how this variety or line matures in relationship to other varieties or lines. The whole number refers to Maturity Groups IV and V. The decimal numbers convey the relative earliness or lateness. For example, 4.0 is very early in Group IV, while 4.9 is very late in Group IV.

Table 89. Plant Characteristics of Maturity Group V Late Roundup Ready Soybean Varieties.

Brand	Variety	Color				Seeds ¹	Growth	
		Bloom	Pod wall	Pubescence	Hilum		D/I ²	RM ³
Asgrow	AG59X7	Purple	Tan	Gray	Buff	3209	—	5.9
Progeny Ag Products	P5752RY	Purple	Tan	Tawny	Brown	3039	—	5.7
U. of Arkansas	UA 5715GT	White	Tan	Gray	—	3728	—	5.7
USG	75B75R	Purple	Tan	Tawny	Brown	2922	—	5.7

¹Represents an average number of seed per pound; seed may vary according to season and location.

²D = determinate; I = indeterminate.

³Relative Maturity is an indicator of how this variety or line matures in relationship to other varieties or lines. The whole number refers to Maturity Groups IV and V. The decimal numbers convey the relative earliness or lateness. For example, 4.0 is very early in Group IV, while 4.9 is very late in Group IV.

Table 90. Plant Characteristics of Maturity Group IV LibertyLink Soybean Varieties.

Brand	Variety	Color				Seeds ¹	Growth	
		Bloom	Pod wall	Pubescence	Hilum		D/I ²	RM ³
Credenz	CZ 3841 LL	White	Tan	Light Tawny	Black	2690	I	3.8
Credenz	CZ 3945 LL	White	Tan	Gray	Buff	2480	I	3.9
Credenz	CZ 4044 LL	White	Tan	Light Tawny	Black	2860	I	4.0
Credenz	CZ 4222 LL	Purple	Brown	Light Tawny	Black	3150	I	4.2
Credenz	CZ 4540 LL	White	Tan	Light Tawny	Black	3135	I	4.5
Credenz	CZ 4748 LL	White	Brown	Light Tawny	Black	3400	I	4.7
Credenz	CZ 4818 LL	White	Tan	Light Tawny	Brown	3260	I	4.8
Credenz	CZ 4820 LL	White	Brown	Light Tawny	Black	2750	I	4.8
Credenz	HBK LL4953	Purple	Tan	Gray	Imp Black	3275	I	4.9
Credenz	CZ 4105 LL	—	—	—	—	2327	—	4.1
Credenz	CZ 4308 LL	Purple	Tan	Light Tawny	Black	2220	I	4.3
Credenz	CZ 4548 LL	Purple	Brown	Light Tawny	Black	2820	I	4.5
Credenz	CZ 4918 LL	Purple	Brown	Light Tawny	Black	2645	I	4.9
Credenz	CZ 4938 LL	Purple	Tan	Gray	Imp Black	3290	D	4.9
Delta Grow	DG 4587 LL/STS	Purple	Brown	Light Tawny	Black	2991	I	4.5
Delta Grow	DG4967 LL	White	Tan	Gray	Imp Black	3147	I	4.9
Delta Grow	DG4977 LL/STS	Purple	Tan	Gray	Imp Black	2656	I	4.9
Delta Grow	DG4781 LL	White	Brown	Light Tawny	Black	3233	I	4.7
Dyna-Gro	S45LL97	White	Brown	Gray	Buff	3635	I	4.5
Dyna-Gro	S49LL34	Purple	Tan	Gray	Imp Black	2805	I	4.9
Go Soy	4714LL	White	Brown	Light Tawny	Black	2444	—	4.7
Go Soy	49L17	Purple	Tan	Gray	Imp Black	2000	—	4.9
Terral	REV 45L57	White	Brown	Tawny	Black	2710	I	4.5
Terral	REV 49L88	Purple	Tan	Gray	Imp Black	2649	I	4.9
Terral	REV 48L63	Purple	Brown	Gray	Imp Black	2773	I	4.8

¹Represents an average number of seed per pound; seed may vary according to season and location.

²D = determinate; I = indeterminate.

³Relative Maturity is an indicator of how this variety or line matures in relationship to other varieties or lines. The whole number refers to Maturity Groups IV and V. The decimal numbers convey the relative earliness or lateness. For example, 4.0 is very early in Group IV, while 4.9 is very late in Group IV.

Table 91. Plant Characteristics of Maturity Group V LibertyLink Soybean Varieties.

Brand	Variety	Color				Seeds ¹	Growth	
		Bloom	Pod wall	Pubescence	Hilum		D/I ²	RM ³
Credenz	CZ 5147 LL	Purple	Tan	Tawny	Black	3290	D	5.1
Credenz	CZ 5150 LL	Purple	Tan	Gray	Imp Black	3000	D/I	5.1
Credenz	CZ 5242 LL	Purple	Tan	Gray	Imp Black	3000	D/I	5.2
Credenz	CZ 5515 LL	White	Tan	Light Tawny	Brown	2920	I	5.5
Credenz	CZ 5727 LL	White	Tan	Tawny	Black	2750	D	5.7
Go Soy	5115LL	Purple	Tan	Gray	Imp Black	3099	—	5.1
Go Soy	5215LL	Purple	Tan	Gray	Imp Black	3120	—	5.2
Go Soy	5515LL	White	Tan	Tawny	Black	2843	—	5.5

¹Represents an average number of seed per pound; seed may vary according to season and location.

²D = determinate; I = indeterminate.

³Relative Maturity is an indicator of how this variety or line matures in relationship to other varieties or lines. The whole number refers to Maturity Groups IV and V. The decimal numbers convey the relative earliness or lateness. For example, 4.0 is very early in Group IV, while 4.9 is very late in Group IV.

Table 92. Plant Characteristics of Maturity Group IV Conventional Soybean Varieties.

Brand	Variety	Color				Seeds ¹	Growth	
		Bloom	Pod wall	Pubescence	Hilum		D/I ²	RM ³
Go Soy	Ireane	White	Tan	Gray	Buff	3216	—	4.9
U. of Missouri	S13-2743C	White	Tan	Gray	Buff	3557	I	4.1
U. of Missouri	S13-10590C	White	Tan	Tawny	Black	3156	I	4.3
U. of Missouri	S13-3851C	Purple	Tan	Light Tawny	Black	3190	I	4.3
U. of Missouri	S14-6391C	White	—	Tawny	Black	2992	—	4.7
U. of Missouri	S13-1805C	White	Tan	Tawny	Imp Black	3346	D	4.8

¹Represents an average number of seed per pound; seed may vary according to season and location.

²D = determinate; I = indeterminate.

³Relative Maturity is an indicator of how this variety or line matures in relationship to other varieties or lines. The whole number refers to Maturity Groups IV and V. The decimal numbers convey the relative earliness or lateness. For example, 4.0 is very early in Group IV, while 4.9 is very late in Group IV.

Table 93. Plant Characteristics of Maturity Group V Conventional Soybean Varieties.

Brand	Variety	Color				Seeds ¹	Growth	
		Bloom	Pod wall	Pubescence	Hilum		D/I ²	RM ³
Go Soy	56C16	White	Tan	Gray	Buff	3523	—	5.6
U. of Arkansas	OSAGE	Purple	Tan	Gray	Imp Black	3719	—	5.6
U. of Arkansas	UA 5014C	Purple	Tan	Tawny	Black	3258	—	5.0
U. of Arkansas	UA 5814HP	Purple	Tan	Tawny	Brown	3331	—	5.8
U. of Arkansas	R11-7999	Purple	Tan	Tawny	Black	3451	—	5.7
U. of Arkansas	R11-8346	Purple	Tan	Tawny	—	2921	—	5.6
U. of Arkansas	R09-430	Purple	Tan	Gray	—	3346	—	5.1
U. of Missouri	S13-1955C	White	Tan	Tawny	Black	3648	D/I	5.5
USDA-ARS	JTN-5110	Purple	—	Tawny	Black	2542	D	5.5

¹Represents an average number of seed per pound; seed may vary according to season and location.

²D = determinate; I = indeterminate.

³Relative Maturity is an indicator of how this variety or line matures in relationship to other varieties or lines. The whole number refers to Maturity Groups IV and V. The decimal numbers convey the relative earliness or lateness. For example, 4.0 is very early in Group IV, while 4.9 is very late in Group IV.

Public Varieties Entered

University of Arkansas

UA 5014C
UA 5814HP
OSAGE
R11-7999
R11-8346
R09-430
UA 5414RR
UA 5715GT

Seed Treatment – Apron Maxx

University of Missouri

S13-2743C
S13-10590C
S13-3851C
S14-9051R
S14-15146R
S14-6391C
S13-1805C
S14-9017R
S13-1955C

Seed Treatment – CruiserMaxx Advanced

USDA Agricultural Research Service – Tennessee

JTN-5110

Seed Treatment – Apron Maxx + moly and Gaucho 600

Commercial Varieties Entered

Company		Variety		Seed treatment	
Armor Seed LLC 183 Pennsylvania Ave. Waldenburg, AR 72475	Armor	44-D40	Armor	ARX4807	
	Armor	46-D08	Armor	ARX5107	
	Armor	ARX4607	Armor	53-D04	
	Armor	ARX4817	Armor	ARX5607	
Bayer CropScience 3694 Sparta Rd. Holcomb, MS 38940	Credenz	CZ 4181 RY	Credenz	CZ 4820 LL	Poncho Votivo + Trilex 2000 + iLevo
	Credenz	CZ 4590 RY	Credenz	HBK LL4953	
	Credenz	CZ 5375 RY	Credenz	CZ 5147 LL	
	Credenz	CZ 3841 LL	Credenz	CZ 5150 LL	
	Credenz	CZ 3945 LL	Credenz	CZ 5242 LL	
	Credenz	CZ 4044 LL	Credenz	CZ 5515 LL	
	Credenz	CZ 4222 LL	Credenz	CZ 5727 LL	
	Credenz	CZ 4540 LL	Credenz	CZ 4105 LL	
	Credenz	CZ 4748 LL	Credenz	CZ 4308 LL	
	Credenz	CZ 4938 LL	Credenz	CZ 4548 LL	
	Credenz	CZ 4818 LL	Credenz	CZ 4918 LL	
Petrus Seed & Grain Co. Inc. 4100 Hanson Rd. Hazen, AR 72064	Petrus Seed	479 GTS			Innovate
	Petrus Seed	4916 GT			
Delta Grow Seed P.O. Box 219 England, AR 72046	Delta Grow	DG4587 LL/STS	Delta Grow	DG5580 RR2	CrusierMAXX
	Delta Grow	DG4967 LL	Delta Grow	DG4880 RR	
	Delta Grow	DG4977 LL/STS	Delta Grow	DG4970RR	
	Delta Grow	DG4781 LL	Delta Grow	DG4995 RR	
	Delta Grow	DG4670 RR2	Delta Grow	DG5555 RR	
	Delta Grow	DG4680 RR2	Delta Grow	DG4790 RR2	
	Delta Grow	DG4825 RR2/STS	Delta Grow	DG4845 RR2X	
	Delta Grow	DG5170 RR2/STS	Delta Grow	DG4835 RR2X	
Dyna-Gro Seed 125 Robinson Rd. Houston, MS 38851	Dyna-Gro	S43RY95	Dyna-Gro	S48XT56	Equity VIP
	Dyna-Gro	31RY45	Dyna-Gro	SX17648XT	
	Dyna-Gro	S44XS57	Dyna-Gro	S49LL34	
	Dyna-Gro	S45LL97	Dyna-Gro	S49XS88	
	Dyna-Gro	S45XS37	Dyna-Gro	SX17651XS	
	Dyna-Gro	S45XS66	Dyna-Gro	S56RY84	
	Dyna-Gro	SX17846XS	Dyna-Gro	S56XT98	
Great Heart Seed 220 West Washington St. Paris, IL 61944	Great Heart Seed	GT-4721X	Great Heart Seed	GT-5022XS	Great Start Max
	Great Heart Seed	GT-4817XS	Great Heart Seed	GT-477CR2	
	Great Heart Seed	GT-4540XS	Great Heart Seed	GT-5324X	
Monsanto 800 N. Lindbergh Blvd. St. Louis, MO 63167	Asgrow	AG43X7	Asgrow	AG48X8	
	Asgrow	AG45X8	Asgrow	AG51X8	
	Asgrow	AG46X6	Asgrow	AG55X7	
	Asgrow	AG46X7	Asgrow	AG55X8	
	Asgrow	AG46X8	Asgrow	AG59X7	
	Asgrow	AG47X6			
Progeny Ag Products 1529 Hwy. 193 Wynne, AR 72396	Progeny	P4996RXS	Progeny	P5157RXS	Poncho 600 Votivo Trilex 2000
	Progeny	P4255RX	Progeny	P5376RX	
	Progeny	P4444RXS	Progeny	P5417RX	
	Progeny	P4516RXS	Progeny	P5688RX	
	Progeny	P4620RXS	Progeny	P5752RY	
	Progeny	P4757RY	Progeny		
	Progeny	P4799RXS	Progeny		
	Progeny	P4816RX	Progeny		
	Progeny	P4851RX	Progeny		
	Progeny	P4929RXS	Progeny		
Progeny	P5016RXS	Progeny			
DuPont Pioneer 59 Greif Parkway, Suite 200 Delaware, OH 43015	Pioneer	P40T26X	Pioneer	P50T92X	Apron + Gaucho
	Pioneer	P45T74X	Pioneer	P54A54X	
	Pioneer	P48T27X	Pioneer	P55A49X	
	Pioneer	P50T56X			
Stratton Seed Co. 1530 Hwy. 79 South Stuttgart, AR 72160	Go Soy	4714LL	Go Soy	56C16	CRUISERMAXX VIBRANCE
	Go Soy	49L17	Go Soy	49G16	
	Go Soy	5115LL	Go Soy	54G16	
	Go Soy	5215LL	AGS	GS45R216	
	Go Soy	5515LL	AGS	GS48R216	
	Go Soy	Ireane	AGS	GS46X17	

Syngenta 3760 Business Dr. Suite 105 Memphis, TN 38125	NK NK	S43-V3X S48-R2X	NK NK	S45-K5X S52-Y7X	
Terral Inc. 117 Ellington Dr. Rayville, LA 71269	Terral Terral Terral Terral Terral Terral	REV 47R34 REV 48A76 REV 48A26 REV 49R94 REV 50A47 REV 51A56 REV 55A67	Terral Terral Terral Terral Terral	REV 56R63 REV 4857X REV 4927X REV 45L57 REV 49L88 REV 48L63	Apron + Evergol Energy + Gaucho + PPST2030
UniSouth Genetics Inc. 3205-C Hwy. 46 South Dickson, TN 37055	USG USG USG USG	7487XTS 7496XTS 7497XT 7547XT	USG USG USG	7568XT 74K95RS 75B75R	Ipconazole / Metalaxyl / Thiabendazole
Land O Lakes/Winfield/Croplan P.O. Box 64131 St. Paul, MN 55164-0131	Croplan Croplan Croplan	R2C4775 RX4516S RX4825			Warden CX
AgriGold Hybrids 5381 Akin Rd. St. Francisville, IL 62460	AgriGold AgriGold AgriGold	G4380RX G4440RX G4685RX	AgriGold AgriGold AgriGold	G4835RX G4990RX G5000RX	AgriShield F+I
SeedKoz 1725 Windward Concourse Suite 410 Alpharetta, GA 30005	MorSoy MorSoy MorSoy	MS 4616 RXT MS 4846 RXT MS 5607 RXT			Avicta



MISSISSIPPI STATE
UNIVERSITY™

MS AGRICULTURAL AND
FORESTRY EXPERIMENT STATION

The mission of the Mississippi Agricultural and Forestry Experiment Station and the College of Agriculture and Life Sciences is to advance agriculture and natural resources through teaching and learning, research and discovery, service and engagement which will enhance economic prosperity and environmental stewardship, to build stronger communities and improve the health and well-being of families, and to serve people of the state, the region and the world.

George M. Hopper, Director

www.mafes.msstate.edu

Mention of a trademark or proprietary product does not constitute a guarantee or warranty of the product by the Mississippi Agricultural and Forestry Experiment Station and does not imply its approval to the exclusion of other products that also may be suitable.

Discrimination based on race, color, ethnicity, sex (including pregnancy and gender identity), religion, national origin, disability, age, sexual orientation, genetic information, status as a U.S. veteran, and/or any other status protected by state or federal law is prohibited in all employment decisions.