



Mississippi
Soybean

VARIETY TRIALS, 2015

MISSISSIPPI'S OFFICIAL VARIETY TRIALS



MISSISSIPPI AGRICULTURAL & FORESTRY EXPERIMENT STATION • GEORGE M. HOPPER, DIRECTOR

MISSISSIPPI STATE UNIVERSITY • MARK E. KEENUM, PRESIDENT • GREGORY A BOHACH, VICE PRESIDENT

TECHNICAL ADVISORY COMMITTEE

Reuben Moore, Chairman

Associate Director, MAFES
Mississippi State University

Tom Allen

Associate Extension/Research Professor
and Plant Pathologist
Delta Research and Extension Center

Wes Burger

Associate Director, MAFES
Mississippi State University

Greg Ferguson

Industry Representative
Monsanto

Anne M. Gillen

USDA-ARS
Stoneville

Jeff Hollowell

Industry Representative
DuPont Pioneer

Trent Irby

Assistant Extension Professor
and Soybean Specialist
Mississippi State University

Mark Kurtz

Variety Trial Coordinator
Mississippi State University

Chris Ouzts

Industry Representative
Armor Seed

Dennis Reginelli

Regional Extension Specialist II
Noxubee County

Jan de Regt

Producer Representative

Dennis Rowe

Statistician
MSU Experimental Statistics

Gibb Steele

Producer Representative

Randy Vaughan

Foundation Seed
Mississippi State University



The Mississippi Soybean Promotion Board provided partial funding for this project.

NOTICE TO USER

This information bulletin is a summary of research conducted under project number MIS 2348 at seven locations in the state (see map). It is intended for farmers, seedsmen, colleagues, co-operators, and sponsors. Interpretation of this data should not be construed as a recommendation or as an endorsement of a specific variety or product.

This report contains data generated as part of the Mississippi Agricultural and Forestry Experiment Station research program. Joint sponsorship by the organizations listed on pages 60-62 is gratefully acknowledged.

Trade names of commercial products used in this report are included only for clarity and understanding. All available names (i.e., trade names, code numbers, chemical names, etc.) of varieties or products used in this research project are listed on pages 60-62.



Mississippi Soybean Variety Trials, 2015

MAFES Official Variety Trial Contributors

Brad Burgess

Director, Variety Testing
Mississippi State University

Jake Bullard

Assistant Director, Variety Testing
Mississippi State University

Tom Allen

Associate Extension/Research Professor
and Plant Pathologist
Delta Research and Extension Center

Dan Haire

Area Extension Agent II
DeSoto County

Trent Irby

Assistant Extension Professor
and Soybean Specialist
Mississippi State University

Bisoondat Macoon

Associate Professor
and Interim Facilities Coordinator
Brown Loam Branch Experiment Station

Dennis Reginelli

Regional Extension Specialist II
Noxubee County

Don Respass

County Extension Director
Coahoma County Extension Service

Dennis Rowe

Statistician, Experimental Statistics
Mississippi State University

Mark Silva

Extension Associate III
Delta Research and Extension Center

Nick Simmons

Extension Agent I
Tippah County Extension Service

Lester Stephens

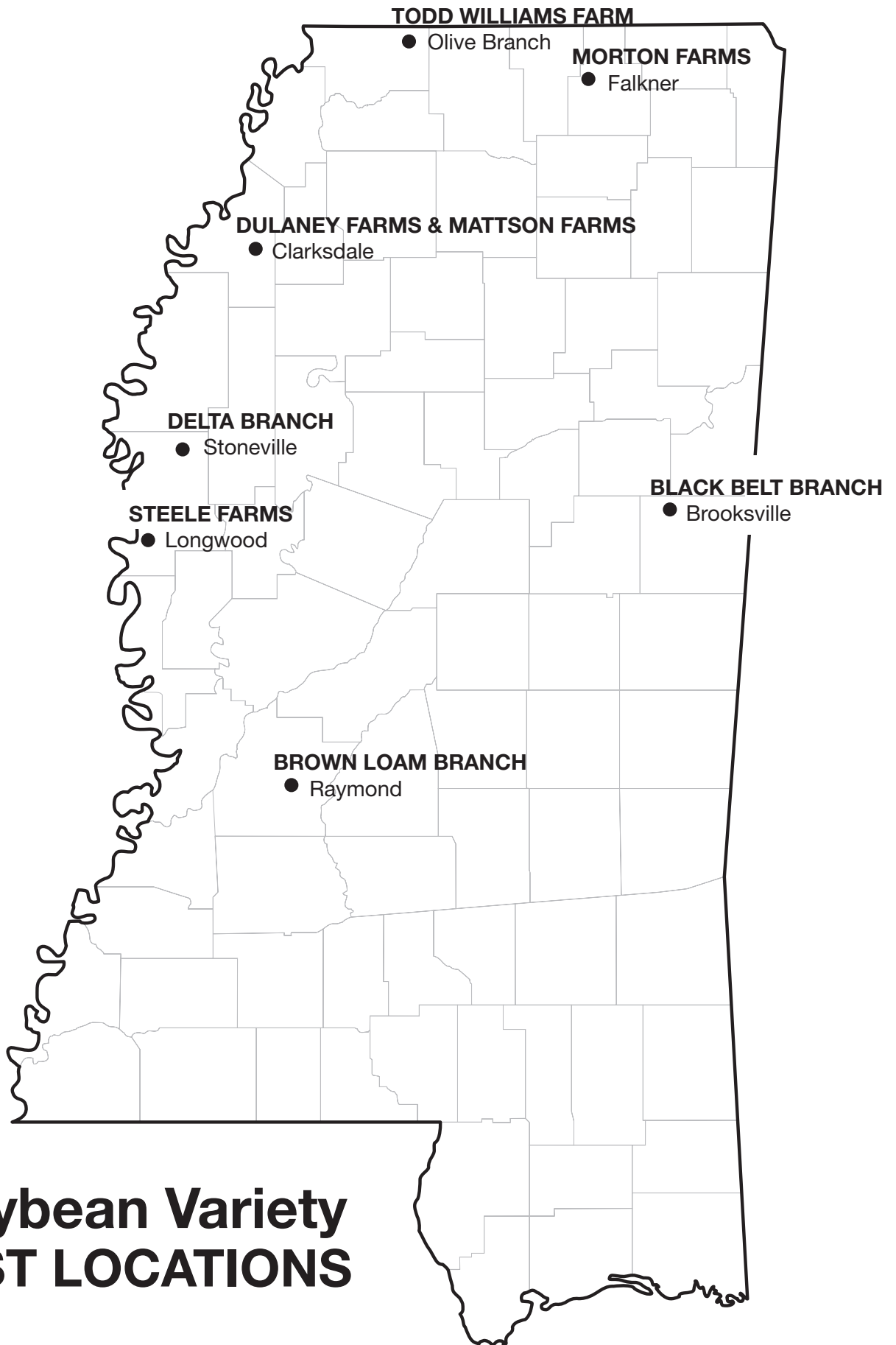
Extension Agent II
Washington County Extension Service

For more information, contact Burgess at (662) 325-2390; email, Brad.Burgess@msstate.edu. Recognition is given to Jason Hillhouse and Jerry W. Nail, research technicians for the Variety Trial Program, for their assistance in packaging, planting, harvesting, and recording plot data. This publication was prepared by Dixie Albright, office associate for MAFES Research Support Units.

This document was approved for publication as Information Bulletin 504 of the Mississippi Agricultural and Forestry Experiment Station. It was published by the Office of Agricultural Communications, a unit of the Mississippi State University Division of Agriculture, Forestry, and Veterinary Medicine.

Copyright 2015 by Mississippi State University. All rights reserved. This publication may be copied and distributed without alteration for nonprofit educational purposes provided that credit is given to the Mississippi Agricultural and Forestry Experiment Station.

Find variety trial information online at mafes.msstate.edu/variety-trials.



Soybean Variety TEST LOCATIONS

Contents

Introduction	1
Summary of Yields by Maturity Group	
Conventional Group IV	4
Conventional Group V	4
Roundup Ready Group IV & V	4
2-Year Summary of Yields by Maturity Group	
Conventional Group IV & V	8
Roundup Ready Group IV & V	9
3-Year Summary of Yields by Maturity Group	
Conventional Group IV & V	11
Roundup Ready Group IV & V	11
Results	
Stoneville (clay), Delta Branch	
Location 1. Irrigated and Nonirrigated 30" Rows	14
Roundup Ready Group IV	15
Roundup Ready Group V	18
Liberty Link Group IV and V	20
Stoneville (loam), Delta Branch	
Location 1. Bosket very fine sandy loam Irrigated 30" Rows	22
Roundup Ready Group IV	23
Roundup Ready Group V	24
Clarksdale, Dulaney Farms	
Location 2. Sharkey clay Irrigated 30" Rows	26
Roundup Ready Group IV	27
Roundup Ready Group V	28
Clarksdale, Mattson Farms	
Location 2. Dubbs very fine sandy loam Nonirrigated 19" Rows	30
Roundup Ready Group IV Early and Group IV Late	31
Brooksville, Black Belt Branch	
Location 5. Brooksville silty clay 19" Rows	33
Conventional Group IV	34
Conventional Group V	34
Roundup Ready Group IV and V	34
Liberty Link Group IV and V	38
Falkner, Morton Farms	
Location 6. Falaya silt loam 19" Rows	40
Roundup Ready Group IV and V	41
Liberty Link Group IV and V	44
Raymond, Brown Loam Branch	
Location 7. Loring silt loam 19" Rows	46
Roundup Ready Group IV	47
Roundup Ready Group V	48
Olive Branch, Todd Williams Farm	50
Longwood, Steele Farms	50
2015 Soybean Variety Trial Stem Canker Report	51
Plant Characteristics	55
Public Varieties Entered	60
Commercial Varieties Entered	61

Mississippi Soybean Variety Trials, 2015

INTRODUCTION

Procedures

There has been a proliferation of soybean varieties in recent years, and many good varieties are available to Mississippi producers. No single variety is superior, but in some situations, there are varieties that are more specifically adapted than others. Selecting a variety for planting requires knowledge of disease, nematode, and herbicide reactions, as well as the yield performance of each variety on a particular soil type. In many cases, planting the proper varieties will make substantial differences in yield and profitability on a farm. Proper management, including adequate lime, fertilizer, and weed control, is required to produce high yields of any variety, but yields may be limited, even under good management, unless the proper varieties are planted.

Soybean variety trials were conducted at eight locations in 2015 (see map). Commercial seed companies were given the opportunity to enter varieties for testing. Seed of all private entries were supplied by the participating companies. Public varieties were selected by the Technical Advisory Committee for evaluation at each location. The experimental design at each location for each maturity group was a randomized complete block, with three replications of each entry.

Seeding Rate. All seeds were packaged for planting at the rate of nine seeds per foot of row for 30-inch row spacing and at the rate of six seeds per foot for 19-inch row spacing. Plots were planted with a cone planter. Irrigated plots had four rows, spaced 30 inches apart; nonirrigated plots had three rows, spaced 19 inches apart. All irrigated plots were planted to a plot length of 15 feet by using a planter with a cable trip system. All nonirrigated plots were plant-

ed to a length of 18 feet. Plot ends were trimmed to a uniform length 3 to 4 weeks after emergence.

Cultural Practices. Cultural and pest control practices for optimum yields were followed. Plots were limed and fertilized on the basis of an annual soil test. All seeds were treated with an insecticide/fungicide before planting. Only herbicides currently registered for use on soybeans with strict adherence to all label instructions were used in these studies.

Maturity Date. Maturity is considered to be the date when the pods are dry and most of the leaves have dropped. Under most conditions, the stems are also dry.

Yield. An Almaco plot combine was used to harvest each plot. Harvested seed were allowed to dry at ambient temperature to a uniform moisture content before weighing. Weights were converted to yield in bushels per acre (60 pounds per bushel) at 13% moisture.

Plant Height. Plants were measured from the soil to the top extremity, at maturity, and plant height was recorded as the average of the height of plants measured.

Lodging. Lodging was rated and recorded on a scale of 1 = almost all plants erect, 2 = all plants leaning slightly or only a few plants down, 3 = all plants leaning moderately or 25 to 50 percent of plants down, 4 = all plants leaning considerably or 50 to 80 percent of plants down, and 5 = all plants down.

How to Select Varieties

In Problem or Difficult Fields

(1) Identify fields that have had problems in the past. Problems to consider may include diseases, nematodes, or fields that make planting or harvest difficult because of extremely dry or wet conditions. The Mississippi State University Extension Service offers a disease diagnostic service and nematode analysis free of charge.

(2) Use Tables 60 to 67 to select varieties for fields that need disease resistance.

(3) Select varieties using multiyear averages from all available locations. Identify those varieties that have desired pest resistance along with a high yield potential. Use data from a test site or sites with a soil type similar to that where the soybeans will be grown. Consider planting dates and maturity dates that may allow you to avoid historical field problems.

In Nonproblem Fields

(1) Identify the farm's highest yielding fields that have no specific disease problems.

(2) Select varieties with the best yield potential using multiyear averages from all available locations. Use data from a test site or sites with a soil type similar to that where the soybeans will be grown.

(3) Try new varieties on a limited number of acres. Don't abandon older, consistent-performing varieties that are yielding well unless research and experience show an advantage for newer varieties.

Planting Date and Maturity Date

(1) Varieties in Maturity Groups IV and V are recommended. Earlier maturing varieties should be considered for planting where fall seedbed preparation was done the previous year and in fields that are subject to drought stress during the growing season and/or wet soils during the usual harvest period. Later maturing varieties should be considered for planting in fields that are not as prone to drought stress, where irrigation will be used to alleviate drought stress, and for later planting. However, early

planting of all acreage is encouraged to reduce risk from drought and obtain higher yields.

(2) Early-season production is a practice that has been quite successful and consistent for several years. Cool, wet soils at planting may justify the use of a seed treatment that has activity against *Pythium*, since no varieties have resistance to infection and resulting damage from this organism. Most Maturity Group IV soybeans have a narrow growth habit. Given their growth, habit narrow rows are quite advantageous. Early April to early May planting is recommended for early-season production of Group IV varieties. Irrigation allows later planting of early-maturing soybeans; however, the full yield potential may not be realized when planted late. Timely harvest is crucial with early-maturing varieties because dry weather at maturity may promote shattering. There is a wide range in maturity within Group IV soybeans. Determine if an early Group IV or a late Group IV variety, or some acreage of both, will fit into your operation.

(3) Timely planting is crucial for optimum production of all maturity groups of soybeans. An attempt should be made to complete soybean planting as early as possible. Planting of Group V and Group VI can be made in April. Delays in planting will result in reduced yield potential for almost all varieties in all maturity groups.

Herbicide-Resistant Varieties

(1) Evaluate overall performance characteristics of the variety — including yield potential, disease and nematode resistance, maturity date, lodging, etc. — as you would any variety.

(2) Compare these characteristics to other varieties, conventional and herbicide-resistant.

(3) Consider seed premiums, technology fees, and specific weed problems. Determine total cost of conventional and herbicide-resistant-crop weed control programs, and combine this information with factors listed above in choosing a variety.

General Characteristics of Varieties

Soybean varieties differ in significant characteristics that may not affect their performance. Tables 68 to 75 give the general characteristics of most varieties grown in Mississippi.

Pubescence and Hilum Color. Brown (tawny) and gray are the basic pubescence (hair) colors found among varieties. Varying pod-wall colors result in different intensities of mature pod colors. The “eye” of the seed is called a hilum, or point of attachment to the pod, and it differs in color by variety.

Seed Size. There is no relationship between inherited seed size and seed yield. A small-seeded variety may yield as much as or more than a large-seeded variety. The average seed per pound for different varieties is shown in Tables 68 to 75, but this is subject to seasonal variation. Knowing the number of seed per pound is important in determining the amount of seed needed for planting. Fewer pounds are required for small-seeded varieties than for large-seeded varieties. Your county Extension office has a publication (Information Sheet 1194) that deals with seeding rates and plant populations.

Flowering. Varieties of Maturity Group IV generally display an indeterminate growth habit. This means that a large portion of their vegetative growth occurs after the onset of flowering begins. In contrast, varieties of Groups V and VI display a determinate growth habit, where most of the vegetative growth occurs before flowering. The date of first flower will be determined by the time of planting and maturity. For example, a mid-Group IV variety may bloom 3 weeks earlier than a Group V variety, whereas a late Group IV variety may bloom only 1 week earlier than a Group V variety. Soybean flower petals are purple or white. The flower color is controlled strictly by genetics, and only one flower color occurs in a pure variety.

Maturity Group. Within the Maturity Group IV trials, the wide variation in maturity dates is attributed to lack of rigid standards for classifying varieties within a group. It

was decided to subdivide both the Group IV and Group V trials into two maturity groups. All maturity groups were assigned an early- and late-maturity check:

Conventional Test		
Maturity Group	Check	
Group IV	AG4632	
Group V	R2C5081	
Roundup Ready Test		
Maturity Group	Early Check	Late Check
Group IV Early		AG4632
Group IV Late	AG4632	48X02
Group V Early	AG5332	AG5831
Group V Late	AG5831	
Liberty Link		
	Check	
Group IV	DG 4967LL	
Group V	P 5160 LL	

Use of Data Tables and Summary Statistics

The yield potential of a given variety cannot be measured with complete accuracy. Consequently, replicated plots of all varieties are evaluated for yield, and the yield of a given variety is estimated as the mean of all replicated plots of that variety. Yields may vary from one plot to another, which introduces a certain degree of error to the estimation of yield potential. This natural variation is often responsible for yield differences seen among different varieties. Thus, even if the mean yield of two varieties is numerically different, they are not necessarily significantly different in terms of yield potential. In other words, the ability to measure yield is not precise enough to determine whether such small differences are observed purely by chance or because of superior performance.

The least significant difference (LSD) is an estimate of the smallest difference between two varieties that can be declared to be the result of something other than random variation in a particular trial. Consider the following example for a given trial:

Variety	Yield
<i>Abe</i>	40 bu/A
<i>Bill</i>	35 bu/A
<i>Charlie</i>	31 bu/A
LSD	7 bu/A

The difference between variety Abe and variety Bill is 5 bushels per acre (40 - 35 = 5). This difference is smaller than the LSD (7 bushels per acre). Consequently, it is concluded that variety Abe and variety Bill have the same

yield potential, since the observed difference occurred purely due to chance.

The difference between variety Abe and variety Charlie is 9 bushels per acre (40 - 31 = 9), which is larger than the LSD (7 bushels per acre). Therefore, it is concluded that the yield potential of variety Abe is superior to that of variety Charlie, since the difference is larger than would be expected purely by chance.

The coefficient of variation (CV) is a measure of the relative precision of a given trial and is used to compare the relative precision of different trials. The CV is generally considered to be an estimate of the amount of unexplained variation in a given trial. This unexplained variation could be the result of variation between plots, with respect to soil type, fertility, insects, diseases, drought stress, etc. In general, the higher the CV, the less precise a given trial is.

The coefficient of determination (R^2) is another measure of the level of precision in a trial and is also used to compare the relative precision of different trials. The R^2 is a measure of the amount of variation that is explained, or accounted for, in a given trial. For example, an R^2 value of 90 percent indicates that 90 percent of the observed variation in the trial has been accounted for, with the remaining 10 percent being unaccounted for. The higher the R^2 value, the more precise the trial. The R^2 is generally considered to be a better measure of precision than is the CV, for comparison of different trials.

Note: Varieties in the following tables with names in italics are experimental.

Table 1. Summary of Yields for Maturity Group IV Conventional for the 2015 Mississippi Soybean Variety Trials.

Brand	Variety ¹	Brookville Nonirr.
		<i>bu/A</i>
GoSoy	GLIDER	37.9
GoSoy	IRENE	41.4
MPV	483C	48.2
U. of Arkansas	<i>R09-1589</i>	58.7
U. of Arkansas	UA 5014C	42.9
U. of Arkansas	UA 5714HP	52.4
U. of Missouri	<i>S12-3791</i>	24.4
USG	Ellis	41.6
Mean		43.4
LSD		8.8
Error df		14
CV		14.3
R ²		83

¹Variety in italics denotes an experimental entry.

Table 2. Summary of Yields for Maturity Group V Conventional for the 2015 Mississippi Soybean Variety Trials.

Brand	Variety ¹	Brookville Nonirr.
		<i>bu/A</i>
GoSoy	LELAND	46.2
U. of Arkansas	Osage	32.1
U. of Arkansas	<i>R09-430</i>	45.9
U. of Arkansas	<i>R10-230</i>	42.3
U. of Arkansas	UA5213C	43.0
U. of Arkansas	UA5612	48.6
U. of Missouri	<i>S11-16653</i>	55.8
U. of Missouri	<i>S11-17025</i>	52.0
U. of Missouri	<i>S11-20124</i>	57.2
USDA-ARS	<i>JTN-5110</i>	53.0
Mean		47.6
LSD		7.9
Error df		18
CV		11.8
R ²		75.9

¹Variety in italics denotes an experimental entry.

Table 3. Summary of Yields for Maturity Group IV Early Roundup Ready for the 2015 Mississippi Soybean Variety Trials.

Brand	Variety ¹	Clarksdale Irr.	Stoneville Irr. (clay)	Stoneville Irr. (loam)	Irr. Avg.	Brookville Nonirr.	Clarksdale Nonirr.	Falkner Nonirr.	Raymond Nonirr.	Stoneville Nonirr. (clay)	Nonirr. Avg.	Overall Avg.
		<i>bu/A</i>	<i>bu/A</i>	<i>bu/A</i>	<i>bu/A</i>	<i>bu/A</i>	<i>bu/A</i>	<i>bu/A</i>	<i>bu/A</i>	<i>bu/A</i>	<i>bu/A</i>	<i>bu/A</i>
Armor	46-R65	83.8	71.4	77.3	77.5	32.3	60.3	109.9	47.1	32.2	56.4	64.3
Armor	<i>43-R51</i>	69.9	57.2	62.2	63.1	30.9	59.5	87.5	45.6	29.2	50.5	55.2
Armor	AR4504	79.2	66.7	74.5	73.5	28.3	58.6	88.5	53.3	23.6	50.5	59.1
Armor	<i>AR4615</i>	79.4	72.4	80.7	77.5	34.7	55.5	99.7	60.5	31.4	56.3	64.3
Asgrow	AG4135	75.0	58.1	68.4	67.2	23.3	41.9	89.7	55.8	22.3	46.6	54.3
Asgrow	AG4232	73.6	57.9	71.1	67.5	26.7	49.9	85.1	55.7	27.7	49.0	56.0
Asgrow	AG4336	77.5	62.6	71.2	70.5	29.3	41.6	87.1	44.7	24.2	45.4	54.8
Asgrow	AG4533	81.1	73.5	75.4	76.7	31.3	54.3	96.6	51.5	31.8	53.1	61.9
Asgrow	AG4632	84.3	80.8	77.9	81.0	36.9	54.2	113.0	81.5	27.5	62.6	69.5
Credenz	CZ 4181 RY	74.7	64.1	71.0	69.9	28.9	48.9	92.8	58.4	28.4	51.5	58.4
Credenz	CZ 4590 RY	78.0	62.7	82.3	74.3	41.1	49.7	89.8	44.1	21.6	49.3	58.7
Croplan	R2C4114	78.5	63.8	73.5	71.9	23.7	49.2	73.9	42.6	31.7	44.2	54.6
Croplan	R2C 4541	81.3	78.3	83.4	81.0	36.9	58.7	100.0	58.8	27.4	56.4	65.6
Delta Grow	DG4670R2Y	79.2	77.3	83.1	79.9	39.8	56.7	104.5	56.9	24.1	56.4	65.2
Dyna-Gro	31RY45	82.7	79.4	85.1	82.4	38.0	55.9	107.6	56.2	24.4	56.4	66.2
Dyna-Gro	S43RY95	76.6	75.0	77.0	76.2	36.1	52.7	90.4	66.2	31.5	55.4	63.2
Dyna-Gro	S46RY85	78.9	60.2	75.3	71.5	31.7	51.5	86.2	53.4	21.4	48.8	57.3
Great Heart Seed	GT-435CR2	80.8	59.8	68.0	69.6	25.1	46.1	84.7	41.0	23.1	44.0	53.6
Great Heart Seed	GT-469CR2S	83.1	71.1	70.7	75.0	34.6	55.7	95.1	54.3	30.4	54.0	61.9
Morsoy Extra	46X95	86.4	81.3	88.0	85.2	39.6	61.8	104.3	55.4	29.6	58.1	68.3
Mycogen	5N404R2	72.6	56.6	65.0	64.7	32.1	40.6	80.9	31.6	27.0	42.4	50.8
Mycogen	5N433R2	76.8	77.1	84.4	79.4	34.5	52.6	88.6	67.0	31.3	54.8	64.0
Mycogen	5N452R2	83.7	79.4	83.5	82.2	37.7	59.3	96.9	70.4	24.7	57.8	67.0
NK Brand	S45-V8	77.0	67.8	71.7	72.2	27.5	56.5	86.6	55.2	24.8	50.1	58.4
Progeny	P 4211 RY	75.7	69.6	73.1	72.8	28.1	48.3	92.0	43.4	29.6	48.3	57.5
Progeny	P 4214 RY	72.3	62.0	61.8	65.4	34.5	54.2	84.0	57.9	30.2	52.2	57.1
Progeny	P 4613 RYS	85.1	71.7	73.0	76.6	32.8	61.6	100.7	65.0	33.3	58.7	65.4
Steyer	4303R2	85.2	66.6	80.4	77.4	32.9	54.2	89.8	62.7	37.6	55.5	63.7
Steyer	4602R2	84.7	66.5	74.8	75.3	36.1	59.3	86.6	65.9	22.6	54.1	62.1
USG	74F24RS	82.1	68.3	81.1	77.2	29.6	58.9	89.9	60.1	31.1	53.9	62.6
Mean		79.3	68.6	75.5	74.5	32.5	53.6	92.7	55.4	27.9	52.4	60.7
LSD		8.4	4.7	7.3		7.5	8.5	8	10.2	4.3		
Error df		58	58	58		58	58	58	58	58		
CV		7.8	5	7		16.9	11.6	6.3	13.5	11.4		
R ²		50.9	88.4	72.1		53.7	58.8	78.9	79.3	73.6		

¹Variety in italics denotes an experimental entry.

Table 4. Summary of Yields for Maturity Group IV Late Roundup Ready for the 2015 Mississippi Soybean Variety Trials.

Brand	Variety ¹	Clarksdale Irr.	Stoneville Irr. (clay)	Stoneville Irr. (loam)	Irr. Avg.	Brooksville Nonirr.	Clarksdale Nonirr.	Falkner Nonirr.	Raymond Nonirr.	Stoneville Nonirr. (clay)	Nonirr. Avg.	Overall Avg.
		<i>bu/A</i>	<i>bu/A</i>	<i>bu/A</i>	<i>bu/A</i>	<i>bu/A</i>	<i>bu/A</i>	<i>bu/A</i>	<i>bu/A</i>	<i>bu/A</i>	<i>bu/A</i>	<i>bu/A</i>
Armor	47-R70	90.5	79.3	88.3	86.0	42.4	68.2	102.9	50.1	31.1	58.9	69.1
Armor	49-R44	75.8	64.0	71.7	70.5	50.1	45.5	97.7	59.9	22.2	55.1	60.8
Armor	AF49X	80.8	70.3	73.3	74.8	47.0	61.7	89.6	46.2	29.2	54.8	62.3
Asgrow	AG4835	87.0	75.2	70.1	77.4	52.4	68.0	112.1	57.7	25.7	63.2	68.5
Asgrow	AG4934	77.7	68.4	68.1	71.4	49.6	56.5	113.0	50.1	26.0	59.0	63.7
Credenz	CZ 4959 RY	74.3	62.5	71.4	69.4	34.7	48.7	83.6	47.0	20.9	47.0	55.4
Croplan	R2C 4752S	88.9	74.4	65.4	76.2	43.0	67.4	107.5	52.8	21.8	58.5	65.2
Delta Grow	DG4755RR2	82.7	66.8	67.9	72.5	38.9	54.4	101.7	46.2	26.2	53.5	60.6
Delta Grow	DG4765RR2/STS	83.4	66.9	64.2	71.5	50.1	61.2	109.6	59.4	27.4	61.5	65.3
Delta Grow	DG4775RR2/STS	75.5	63.2	65.9	68.2	41.6	53.2	97.3	48.2	22.2	52.5	58.4
Delta Grow	DG4790RR2	94.7	84.7	82.9	87.4	48.7	72.3	106.7	49.4	27.3	60.9	70.8
Delta Grow	DG4825RR2/STS	72.3	68.3	68.8	69.8	42.2	55.8	93.4	59.4	28.4	55.9	61.1
Delta Grow	DG4880RR	81.5	69.5	73.2	74.8	32.8	43.3	98.2	39.1	25.7	47.8	57.9
Delta Grow	DG4935RR2/STS	89.0	77.0	71.5	79.2	48.3	57.6	95.1	56.1	29.3	57.3	65.5
Delta Grow	DG4970RR	78.3	69.7	72.8	73.6	45.7	46.0	102.0	39.1	21.5	50.8	59.4
Delta Grow	DG4995 RR	65.2	64.7	60.0	63.3	45.6	40.3	92.9	24.8	21.1	44.9	51.8
Dyna-Gro	37RY47	73.9	61.9	70.9	68.9	40.8	56.4	89.6	49.4	22.8	51.8	58.2
Dyna-Gro	S48RS53	85.9	74.1	69.2	76.4	52.1	62.4	111.2	47.5	27.2	60.1	66.2
Dyna-Gro	S49RY25	84.6	75.8	64.5	75.0	58.2	61.1	102.7	50.4	21.5	58.8	64.8
GoSoy	4714GTS	75.4	65.8	72.6	71.3	52.9	60.3	89.4	38.9	24.2	53.1	59.9
GoSoy	4914GTS	67.7	64.5	60.4	64.2	39.4	58.5	88.4	25.8	21.7	46.7	53.3
GoSoy	4915R2	90.7	76.2	61.0	76.0	51.5	55.3	101.2	61.9	23.9	58.8	65.2
Great Heart Seed	GT-476CR2	82.2	69.8	67.8	73.3	36.0	51.6	105.7	37.2	25.1	51.1	59.4
Great Heart Seed	GT-477CR2	92.9	84.0	81.8	86.2	43.6	49.5	109.6	39.1	31.6	54.7	66.5
Great Heart Seed	GT-482 CR2S	78.0	67.6	65.4	70.3	35.5	45.1	101.2	54.9	23.6	52.1	58.9
Hornbeck	HBK RY4721	83.8	77.2	72.0	77.7	32.7	71.4	99.8	36.7	24.8	53.1	62.3
MorSoy Extra	49X85	76.7	74.7	66.2	72.5	51.4	60.1	87.6	61.4	20.6	56.2	62.3
Morsoy Xtra	47X12	88.0	73.4	54.4	71.9	43.8	62.7	106.7	60.3	27.8	60.3	64.6
Morsoy Xtra	48X02	82.7	70.5	77.0	76.7	41.7	60.4	103.1	43.3	25.4	54.8	63.0
Mycogen	5N479R2	89.9	70.9	67.5	76.1	42.2	66.3	109.9	57.6	23.4	59.9	66.0
Mycogen	5N490R2	74.8	68.8	71.4	71.7	40.1	59.6	96.5	52.2	25.4	54.7	61.1
NK Brand	S47-K5	88.7	78.0	77.7	81.5	37.6	68.3	102.8	45.3	28.2	56.4	65.8
NK Brand	S48-D9	78.4	80.4	73.4	77.4	37.5	51.2	107.9	38.4	33.5	53.7	62.6
Progeny	P 4757 RY	92.1	79.2	79.0	83.4	42.4	60.2	105.1	54.5	28.3	58.1	67.6
Progeny	P 4788 RY	92.1	80.6	69.5	80.7	47.3	60.3	106.5	38.6	25.3	55.6	65.0
Progeny	P 4850 RYS	85.9	74.1	66.9	75.6	47.4	42.0	102.7	62.1	18.9	54.6	62.5
Progeny	P 4900 RY	84.6	66.9	78.8	76.8	39.9	42.1	96.6	41.1	24.9	48.9	59.4
REV	47R34	89.0	77.3	67.8	78.0	47.3	66.6	110.8	43.9	36.7	61.1	67.4
REV	47R53	76.4	67.8	67.2	70.5	43.7	67.3	104.8	43.7	43.4	60.6	64.3
REV	48A46	82.8	72.0	74.6	76.4	56.4	72.8	108.7	47.4	24.6	62.0	67.4
REV	49A14	78.5	73.0	69.3	73.6	51.5	62.1	110.6	52.5	20.4	59.4	64.8
REV	49A55	76.5	76.0	74.3	75.6	45.7	55.3	98.4	47.2	28.9	55.1	62.8
REV	49A75	84.9	70.1	76.8	77.3	56.1	51.4	99.4	44.6	27.5	55.8	63.9
REV	49R94	88.2	81.3	72.9	80.8	44.0	62.8	98.9	40.2	22.1	53.6	63.8
Schillinger	495.RC	83.1	69.6	69.3	74.0	41.0	52.4	103.4	37.0	19.9	50.7	59.5
Steyer	4802R2	77.6	69.6	80.5	75.9	39.0	52.6	91.3	61.3	23.7	53.6	62.0
U. of Missouri	S11-20337	71.1	75.0	68.5	71.6	46.1	51.6	96.4	46.7	19.7	52.1	59.4
USG	74B83RS	81.5	66.1	70.0	72.5	40.3	56.8	98.7	62.3	19.9	55.6	62.0
USG	74D95RS	81.7	65.4	69.9	72.3	51.2	66.2	96.4	57.4	28.0	59.8	64.5
USG	74K95RS	83.1	72.2	62.8	72.7	49.4	53.3	113.5	55.6	19.9	58.3	63.7
USG	74A74RS	77.1	63.9	71.8	70.9	38.1	50.3	97.8	48.2	22.8	51.4	58.7
Mean		81.9	71.7	70.6	74.7	44.6	57.4	101.1	48.4	25.4	55.4	62.6
LSD		7.1	5.4	8.8		7.4	11.4	10.4	8	6.4		
Error df		100	100	100		100	100	100	100	100		
CV		6.4	5.5	9.2		12.2	14.7	7.6	12.2	18.5		
R ²		73	76.7	58.3		66.3	61	58.8	89.2	60.8		

¹Variety in italics denotes an experimental entry.

Table 5. Summary of Yields for Maturity Group V Early Roundup Ready for the 2015 Mississippi Soybean Variety Trials.

Brand	Variety ¹	Clarksdale Irr.	Stoneville Irr. (clay)	Stoneville Irr. (loam)	Irr. Avg.	Brooksville Nonirr.	Falkner Nonirr.	Raymond Nonirr.	Nonirr. Avg.	Overall Avg.
		<i>bu/A</i>	<i>bu/A</i>	<i>bu/A</i>	<i>bu/A</i>	<i>bu/A</i>	<i>bu/A</i>	<i>bu/A</i>	<i>bu/A</i>	<i>bu/A</i>
Armor	50-R21	74.7	84.8	85.3	81.6	47.4	97.4	44.1	63.0	72.3
Armor	51-R50	79.9	91.9	83.9	85.2	42.9	98.8	40.5	60.7	73.0
Armor	<i>AR5205</i>	<i>80.8</i>	<i>79.2</i>	<i>79.0</i>	<i>79.6</i>	<i>44.2</i>	<i>87.0</i>	<i>55.0</i>	<i>62.1</i>	<i>70.9</i>
Armor	AR5605	76.7	90.8	82.2	83.2	46.7	108.0	28.2	61.0	72.1
Armor	55-R68	88.7	92.3	66.1	82.4	61.1	107.8	35.5	68.1	75.2
Asgrow	AG5233	78.6	80.8	80.6	80.0	36.5	91.8	48.5	58.9	69.5
Asgrow	AG5332	84.3	81.3	90.7	85.5	42.2	87.4	46.6	58.7	72.1
Asgrow	AG5335	76.1	82.0	84.3	80.8	50.3	85.3	57.6	64.4	72.6
Asgrow	AG5533	73.0	98.2	81.7	84.3	48.8	114.7	49.3	70.9	77.6
Asgrow	AG5535	81.0	91.0	82.8	85.0	47.1	104.3	38.9	63.4	74.2
Croplan	R2C 5081	69.2	79.9	90.2	79.8	27.1	97.2	45.3	56.5	68.1
Delta Grow	DG5170RR2/STS	84.2	80.9	84.1	83.1	54.1	92.5	45.9	64.2	73.6
Delta Grow	DG5230RR2	74.7	94.2	88.5	85.8	37.9	101.6	36.2	58.5	72.2
Delta Grow	DG5575RR2	71.9	85.4	68.0	75.1	28.7	101.8	27.5	52.7	63.9
Delta Grow	DG5625RR2	65.6	83.3	75.7	74.9	34.2	96.1	36.2	55.5	65.2
Dyna-Gro	32RY55	75.9	88.2	72.0	78.7	35.4	103.4	46.5	61.8	70.2
Dyna-Gro	S52RY75	85.3	90.7	87.1	87.7	48.2	106.0	36.0	63.4	75.5
Dyna-Gro	S56RY84	80.3	91.5	71.4	81.1	35.5	113.4	49.9	66.3	73.7
Great Heart Seed	GT516CR2	85.1	86.8	84.2	85.4	42.2	92.3	43.7	59.4	72.4
MorSoy Extra	55X75	81.6	89.8	78.0	83.1	44.0	106.6	44.9	65.2	74.2
Mycogen	5N501R2	86.0	85.5	86.0	85.8	38.6	96.3	32.4	55.8	70.8
Mycogen	5N550R2	86.7	91.0	76.1	84.6	40.7	107.6	42.1	63.4	74.0
Mycogen	5N522R2	73.8	89.3	83.1	82.1	29.3	102.4	42.1	57.9	70.0
NK Brand	S50-J7	77.8	83.3	77.7	79.6	37.5	89.5	43.9	57.0	68.3
NK Brand	S52-Y2	80.3	75.2	90.1	81.9	50.8	95.1	56.3	67.4	74.6
NK Brand	S55-Q3	79.5	83.1	75.6	79.4	50.8	108.7	46.9	68.8	74.1
Progeny	P 5101 RY	83.5	85.4	79.0	82.6	42.9	101.0	35.8	59.9	71.3
Progeny	P 5213 RY	85.8	82.2	78.6	82.2	47.1	97.2	42.8	62.4	72.3
Progeny	P 5226 RYS	80.7	80.4	78.7	79.9	47.5	80.6	49.5	59.2	69.6
Progeny	P 5333 RY	76.8	80.6	73.9	77.1	36.7	99.9	24.4	53.7	65.4
Progeny	P 5555 RY	88.0	94.3	70.9	84.4	31.3	104.5	45.1	60.3	72.3
Progeny	P 5610 RY	85.8	89.5	72.2	82.5	41.2	94.5	54.9	63.6	73.0
REV	51A56	71.7	80.9	86.9	79.8	64.0	87.0	48.2	66.4	73.1
REV	52A94	79.1	89.4	83.5	84.0	44.3	107.9	34.1	62.1	73.0
REV	54R84	80.3	80.7	81.8	80.9	35.0	90.8	37.6	54.5	67.7
REV	55R53	84.9	80.3	79.1	81.5	44.5	91.0	40.4	58.6	70.1
REV	56R63	80.6	89.9	74.5	81.7	41.5	107.1	39.1	62.5	72.1
Schillinger	5220.RC	67.4	74.8	76.2	72.8	41.9	82.8	37.5	54.1	63.4
U. of Arkansas	<i>R10-197RY</i>	<i>74.0</i>	<i>85.4</i>	<i>75.4</i>	<i>78.3</i>	<i>50.4</i>	<i>101.9</i>	<i>37.4</i>	<i>63.2</i>	<i>70.8</i>
U. of Arkansas	<i>R11-89RY</i>	<i>77.3</i>	<i>77.6</i>	<i>76.5</i>	<i>77.1</i>	<i>27.9</i>	<i>86.3</i>	<i>49.7</i>	<i>54.6</i>	<i>65.9</i>
U. of Arkansas	UA 5414RR	58.5	78.2	75.0	70.6	18.4	91.5	37.2	49.1	59.8
U. of Missouri	<i>S11-20195</i>	<i>60.5</i>	<i>79.4</i>	<i>84.3</i>	<i>74.7</i>	<i>39.2</i>	<i>91.6</i>	<i>41.1</i>	<i>57.3</i>	<i>66.0</i>
USG	75J45R	76.8	85.8	72.2	78.3	47.9	102.1	31.5	60.5	69.4
Mean		78.2	85.2	79.6	81.0	42.0	97.9	42.0	60.6	70.8
LSD		8.8	5.6	9.7		8.6	9.2	9		
Error df		84	84	84		42	84	84		
CV		8.3	4.9	8.9		12.2	6.9	15.7		
R ²		67.7	75.2	53.4		85.6	71.8	81.1		

¹Variety in italics denotes an experimental entry.

Table 6. Summary of Yields for Maturity Group V Late Roundup Ready for the 2015 Mississippi Soybean Variety Trials.

Brand	Variety ¹	Clarksdale Irr.	Stoneville Irr. (clay)	Stoneville Irr. (loam)	Irr. Avg.	Brooksville Nonirr.	Falkner Nonirr.	Raymond Nonirr.	Nonirr. Avg.	Overall Avg.
Asgrow	AG5831	<i>bu/A</i>	<i>bu/A</i>	<i>bu/A</i>	<i>bu/A</i>	<i>bu/A</i>	<i>bu/A</i>	<i>bu/A</i>	<i>bu/A</i>	<i>bu/A</i>
Dyna-Gro	39RY57	72.6	85.5	78.2	78.7	39.9	99.9	25.6	55.1	66.9
Dyna-Gro	S57RY26	78.4	83.7	68.6	76.9	48.2	108.5	23.0	59.9	68.4
NK Brand	S58-Z4	79.4	87.3	61.8	76.2	40.8	114.6	36.3	63.9	70.0
NK Brand	S59-V9	79.3	74.0	62.4	71.9	35.0	100.9	32.1	56.0	63.9
Progeny	P 5752 RY	74.4	86.9	66.6	76.0	46.7	109.7	36.7	64.4	70.2
REV	57R21	82.0	83.2	80.7	82.0	34.9	102.0	42.7	59.9	70.9
USG	75B75R	78.4	89.4	76.6	81.4	43.2	100.6	31.9	58.6	70.0
Mean		74.8	87.7	82.6	81.7	44.2	113.7	43.6	67.1	74.4
Mean		77.4	84.7	72.7	78.1	41.6	106.2	34	60.6	69.4
LSD		8.5	10.8	8.4		7.1	8.2	9.8		
Error df		14	14	14		14	14	14		
CV		7.6	8.9	8.1		11.8	5.3	20.2		
R ²		48.7	38.7	75.8		66.8	65.2	68.7		

Table 7. Summary of Yields for Maturity Group IV Liberty Link for the 2015 Mississippi Soybean Variety Trials.

Brand	Variety ¹	Stoneville Irr. (clay)	Brooksville Nonirr.	Falkner Nonirr.	Nonirr. Avg.	Overall Avg.
Armor	47-L10	<i>bu/A</i>	<i>bu/A</i>	<i>bu/A</i>	<i>bu/A</i>	<i>bu/A</i>
Armor	49X5L	83.6	50.1	90.8	70.4	74.8
Credenz	CZ 3945 LL	76.2	57.4	113.1	85.2	82.2
Credenz	CZ 4105 LL	55.6	15.0	67.7	41.3	46.1
Credenz	CZ 4540LL	62.0	21.9	79.6	50.8	54.5
Credenz	CZ 4748 LL	67.2	42.3	91.4	66.8	66.9
Credenz	CZ 4818 LL	82.5	48.5	82.0	65.2	71.0
Credenz	DG4567LL	70.1	44.4	72.5	58.4	62.3
Delta Grow	DG4781LL	67.4	26.6	83.5	55.1	59.2
Delta Grow	DG4967LL	85.4	47.8	85.7	66.8	73.0
Delta Grow	DG4977LL/STS	76.7	62.3	97.3	79.8	78.8
Delta Grow	DG4981LL/STS	73.7	51.6	88.3	69.9	71.2
Delta Grow	DG4990LL	78.8	51.2	87.5	69.3	72.5
Dyna-Gro	S49LL34	79.9	51.0	99.9	75.5	76.9
GoSoy	4714LL	87.3	61.1	118.7	89.9	89.0
Halo	4.80	87.9	46.8	80.8	63.8	71.8
Halo	4.95	83.4	38.3	78.6	58.5	66.8
Halo	4.98	70.1	39.8	88.5	64.1	66.1
Hornbeck	HBK LL4653	73.6	54.0	86.7	70.3	71.4
Hornbeck	HBK LL4953	65.6	35.2	71.3	53.3	57.4
Hornbeck	LL 4950	83.7	53.1	100.7	76.9	79.2
Progeny	P 4560 LL	76.5	54.0	93.5	73.8	74.7
Progeny	P 4814 LLS	75.0	30.1	76.3	53.2	60.5
Progeny	P 4930 LL	78.6	47.0	101.8	74.4	75.8
REV	49L29	80.1	50.4	115.6	83.0	82.0
Mean		81.7	52.6	100.0	76.3	78.1
Mean		76.1	45.3	90.1	67.7	70.5
LSD		5.1	7.1	14.1		
Error df		48	48	48		
CV		4.9	11.4	11.4		
R ²		88.4	89.1	72.1		

¹Variety in italics denotes an experimental entry.

Table 8. Summary of Yields for Maturity Group V Liberty Link for the 2015 Mississippi Soybean Variety Trials.

Brand	Variety ¹	Stoneville Irr. (clay)	Brooksville Nonirr.	Falkner Nonirr.	Nonirr. Avg.		Overall Avg.
		<i>bu/A</i>	<i>bu/A</i>	<i>bu/A</i>	<i>bu/A</i>		<i>bu/A</i>
Armor	<i>51X5L</i>	81.1	46.5	92.0	69.3		73.2
Armor	53-L55	70.9	42.0	96.9	69.5		69.9
Credenz	CZ 5147 LL	71.5	38.9	91.3	65.1		67.2
Credenz	CZ 5150 LL	79.8	51.0	98.7	74.9		76.5
Credenz	CZ 5242 LL	77.7	48.4	90.2	69.3		72.1
Credenz	CZ 5445 LL	47.3	51.8	97.9	74.9		65.7
Credenz	CZ 5515 LL	61.9	44.6	92.6	68.6		66.4
Credenz	CZ 5727 LL	73.5	44.6	100.1	72.4		72.7
Delta Grow	DG5067LL	79.5	47.3	97.2	72.2		74.7
Delta Grow	DG5367LL	64.1	41.0	82.4	61.7		62.5
Delta Grow	DG5461LL	75.0	44.2	98.2	71.2		72.5
Delta Grow	DG5467LL	72.2	38.9	90.4	64.6		67.2
Dyna-Gro	S52LL66	76.8	43.8	110.2	77.0		76.9
Dyna-Gro	S55LS75	71.0	40.6	86.2	63.4		65.9
GoSoy	5115LL	78.5	49.9	101.6	75.7		76.6
GoSoy	5215LL	78.3	42.7	96.1	69.4		72.4
GoSoy	5515LL	74.5	40.4	97.3	68.8		70.7
Halo	5.26	67.1	33.1	88.5	60.8		62.9
Progeny	P 5160 LL	65.2	30.4	74.9	52.7		56.8
Progeny	P 5414 LLS	62.5	40.0	97.2	68.6		66.6
Progeny	P 5460 LL	67.0	44.7	90.6	67.6		67.4
Progeny	P 5960 LL	70.0	35.5	74.2	54.8		59.9
Progeny	P 6355 LL	26.1	27.8	114.6	71.2		56.2
REV	55L95	80.5	39.8	81.5	60.6		67.3
USG	75G24L	82.7	52.1	95.9	74.0		76.9
Mean		70.2	42.4	93.5	67.9		68.7
LSD		7.2	6.4	12			
Error df		48	48	48			
CV		7.5	11.1	9.4			
R ²		89.5	73.1	62.9			

¹Variety in italics denotes an experimental entry.

Table 9. Summary of 2-Year Yields for Maturity Group IV Conventional for the 2014 and 2015 Mississippi Soybean Variety Trials.

Brand	Variety	Brooksville Nonirr.
		<i>bu/A</i>
MPV	483C	51.8
USG	Ellis	47.6
Overall Mean		49.7

Table 10. Summary of 2-Year Yields for Maturity Group V Conventional for the 2014 and 2015 Mississippi Soybean Variety Trials.

Brand	Variety ¹	Brooksville Nonirr.
		<i>bu/A</i>
GoSoy	LELAND	48.3
U. of Arkansas	Osage	38.3
U. of Arkansas	<i>R09-430</i>	49.6
U. of Arkansas	UA5213C	45.7
U. of Arkansas	UA5612	49.6
U. of Missouri	<i>S11-20124</i>	53.3
USDA-ARS	<i>JTN-5110</i>	54.9
Overall Mean		48.5

¹Variety in italics denotes an experimental entry.

Table 11. Summary of 2-Year Yields for Maturity Group IV Early Roundup Ready for the 2014 and 2015 Mississippi Soybean Variety Trials.

Brand	Variety ¹	Clarksdale Irr.	Stoneville Irr. (clay)	Stoneville Irr. (loam)	Irr. Avg.	Brooksville Nonirr.	Clarksdale Nonirr.	Falkner Nonirr.	Raymond Nonirr.	Stoneville Nonirr. (clay)	Nonirr. Avg.	Overall Avg.
Armor	46-R65	<i>bu/A</i>	<i>bu/A</i>	<i>bu/A</i>	<i>bu/A</i>	<i>bu/A</i>	<i>bu/A</i>	<i>bu/A</i>	<i>bu/A</i>	<i>bu/A</i>	<i>bu/A</i>	<i>bu/A</i>
Armor	AR4504	76.7	75.3	82.1	78.0	45.7	71.5	94.2	67.7	53.5	66.5	70.8
Asgrow	AG4135	69.9	65.1	72.1	69.0	34.7	50.5	77.5	69.9	41.4	54.8	60.1
Asgrow	AG4232	68.1	65.8	76.1	70.0	39.3	62.8	71.9	62.7	43.0	55.9	61.2
Asgrow	AG4533	83.4	78.9	84.6	82.3	44.5	61.9	78.6	70.3	47.2	60.5	68.7
Asgrow	AG4632	87.6	83.5	84.5	85.2	46.8	60.2	94.0	92.3	44.1	67.5	74.1
Croplan	R2C 4541	85.7	80.4	90.5	85.5	48.1	71.4	79.5	77.4	51.0	65.5	73.0
Delta Grow	DG4670R2Y	79.3	80.7	84.3	81.4	46.1	65.6	82.8	77.8	44.7	63.4	70.2
Dyna-Gro	31RY45	83.6	80.9	88.8	84.4	49.2	66.8	93.0	76.2	46.8	66.4	73.2
Dyna-Gro	S43RY95	76.5	76.8	81.9	78.4	46.8	61.3	85.3	79.6	51.7	64.9	70.0
Dyna-Gro	S46RY85	75.3	70.8	81.9	76.0	45.1	61.1	74.4	70.1	44.8	59.1	65.4
Mycogen	5N452R2	84.7	79.3	91.2	85.1	48.8	66.7	84.5	83.1	48.0	66.2	73.3
NK Brand	S45-V8	74.3	72.6	77.7	74.8	37.4	64.9	70.0	64.7	46.6	56.7	63.5
Progeny	P 4211 RY	72.0	73.0	79.4	74.8	39.1	54.2	80.4	61.2	50.3	57.0	63.7
Progeny	P 4613 RYS	83.0	75.3	83.0	80.5	44.9	66.4	81.5	79.9	50.2	64.6	70.5
Steyer	4303R2	79.0	71.6	86.2	78.9	44.1	64.6	74.3	73.6	52.9	61.9	68.3
USG	74F24RS	74.8	72.0	86.8	77.9	43.5	69.8	72.3	72.0	49.2	61.4	67.6
Overall Mean		78.2	75.0	83.0	78.7	44.0	64.0	80.7	73.3	47.7	61.9	68.2

¹Variety in italics denotes an experimental entry.

Table 12. Summary of 2-Year Yields for Maturity Group IV Late Roundup Ready for the 2014 and 2015 Mississippi Soybean Variety Trials.

Brand	Variety	Clarksdale Irr.	Stoneville Irr. (clay)	Stoneville Irr. (loam)	Irr. Avg.	Brooksville Nonirr.	Clarksdale Nonirr.	Falkner Nonirr.	Raymond Nonirr.	Stoneville Nonirr. (clay)	Nonirr. Avg.	Overall Avg.
Asgrow	AG4835	<i>bu/A</i>	<i>bu/A</i>	<i>bu/A</i>	<i>bu/A</i>	<i>bu/A</i>	<i>bu/A</i>	<i>bu/A</i>	<i>bu/A</i>	<i>bu/A</i>	<i>bu/A</i>	<i>bu/A</i>
Asgrow	AG4934	81.3	77.3	78.0	78.8	51.9	76.6	104.0	70.1	46.5	69.8	73.2
Asgrow	AG4934	72.8	72.4	74.8	73.3	51.8	57.9	95.5	57.2	48.0	62.1	66.3
Croplan	R2C 4752S	83.7	77.7	72.5	78.0	51.2	62.6	98.6	71.1	50.3	66.8	71.0
Delta Grow	DG4755RR2	77.7	73.3	72.1	74.4	47.3	58.5	91.0	64.5	51.1	62.5	66.9
Delta Grow	DG4765RR2/STS	81.0	73.0	72.4	75.5	56.9	59.4	99.6	66.4	49.3	66.3	69.8
Delta Grow	DG4775RR2/STS	71.5	67.9	77.7	72.4	51.1	55.6	88.1	65.3	45.6	61.2	65.4
Delta Grow	DG4825RR2/STS	70.6	74.3	80.6	75.2	45.6	64.6	81.9	71.1	51.7	63.0	67.6
Delta Grow	DG4880RR	81.2	74.0	78.2	77.8	39.2	65.0	87.9	73.6	48.1	62.7	68.4
Delta Grow	DG4970RR	75.6	70.9	74.6	73.7	47.4	57.7	87.4	67.8	47.6	61.6	66.1
Dyna-Gro	37RY47	74.2	67.4	74.0	71.9	46.5	62.7	84.0	67.4	51.2	62.4	65.9
Dyna-Gro	S48RS53	80.6	76.9	76.8	78.1	53.1	68.3	95.5	57.2	51.6	65.1	70.0
Dyna-Gro	S49RY25	79.4	77.0	73.9	76.8	56.0	70.7	90.9	68.2	45.7	66.3	70.2
Great Heart Seed	GT-476CR2	79.6	75.6	75.0	76.7	47.6	55.6	90.2	62.2	52.5	61.6	67.3
Great Heart Seed	GT-482 CR2S	75.7	70.9	76.7	74.5	45.2	49.2	83.7	65.8	47.9	58.4	64.4
Hornbeck	HBK RY4721	73.9	77.8	70.7	74.1	41.5	70.5	87.4	60.6	47.6	61.5	66.2
Morsoy Extra	47X12	81.8	74.3	69.2	75.1	52.4	61.8	95.7	70.0	52.2	66.4	69.7
Morsoy Extra	48X02	81.3	76.1	81.3	79.6	50.5	64.4	89.3	58.8	53.9	63.4	69.5
Mycogen	5N479R2	81.7	78.9	76.1	78.9	51.1	76.2	94.0	68.2	50.1	67.9	72.0
NK Brand	S47-K5	83.8	75.4	78.5	79.2	48.3	61.1	91.9	62.7	54.9	63.8	69.6
Progeny	P 4788 RY	85.2	81.9	79.9	82.3	52.1	58.6	91.2	66.9	53.3	64.4	71.2
Progeny	P 4850 RYS	78.6	75.2	74.8	76.2	53.2	54.2	92.6	68.5	47.2	63.1	68.1
Progeny	P 4900 RY	81.1	72.4	82.9	78.8	47.2	48.7	83.4	59.3	48.2	57.4	65.4
REV	47R34	83.3	79.0	71.5	77.9	56.6	73.2	92.4	72.9	59.3	70.9	73.5
REV	47R53	72.1	73.6	71.5	72.4	52.9	70.2	89.5	68.9	61.1	68.5	70.0
REV	49A55	75.4	74.0	78.2	75.9	49.8	64.3	94.8	59.1	49.8	63.6	68.2
REV	49R94	79.7	81.8	76.9	79.5	50.3	67.0	86.8	65.2	47.8	63.4	69.4
USG	74B83RS	77.2	72.7	72.1	74.0	49.2	60.6	90.2	76.9	52.2	65.8	68.9
Overall Mean		78.5	74.9	75.6	76.3	49.9	62.8	91.0	66.1	50.5	64.1	68.7

Table 13. Summary of the 2-Year Yields for Maturity Group V Early Roundup Ready for the 2014 and 2015 Mississippi Soybean Variety Trials.

Brand	Variety ¹	Clarksdale Irr.	Stoneville Irr. (clay)	Stoneville Irr. (loam)	Irr. Avg.	Brooksville Nonirr.	Falkner Nonirr.	Raymond Nonirr.	Nonirr. Avg.	Overall Avg.
Armor	50-R21	<i>bu/A</i> 75.5	<i>bu/A</i> 78.0	<i>bu/A</i> 85.2	<i>bu/A</i> 79.6	<i>bu/A</i> 49.7	<i>bu/A</i> 83.1	<i>bu/A</i> 63.3	<i>bu/A</i> 65.4	<i>bu/A</i> 72.5
Armor	51-R50	79.1	85.3	87.0	83.8	46.3	71.0	59.7	59.0	71.4
Asgrow	AG5233	71.7	77.7	77.4	75.6	37.4	73.6	58.0	56.3	66.0
Asgrow	AG5332	78.1	78.8	91.1	82.7	48.3	64.4	61.0	57.9	70.3
Asgrow	AG5335	78.7	79.7	84.7	81.0	47.0	71.7	60.7	59.8	70.4
Asgrow	AG5533	77.8	93.2	89.6	86.9	49.4	98.1	58.4	68.6	77.8
Asgrow	AG5535	79.7	87.4	84.7	84.0	49.7	84.4	62.9	65.7	74.8
Croplan	R2C 5081	76.4	81.2	90.8	82.8	41.3	88.4	60.5	63.4	73.1
Delta Grow	DG5230RR2	74.0	89.7	89.3	84.3	48.9	80.7	57.7	62.4	73.4
Delta Grow	DG5575RR2	61.3	83.4	76.4	73.7	40.9	85.1	45.8	57.2	65.5
Dyna-Gro	S52RY75	82.4	89.0	91.3	87.6	53.8	86.2	50.7	63.6	75.6
Dyna-Gro	S56RY84	77.4	90.3	82.3	83.3	43.5	93.1	61.9	66.2	74.7
Great Heart Seed	GT516CR2	83.8	82.9	84.8	83.8	48.1	77.4	51.5	59.0	71.4
Mycogen	5N501R2	79.7	82.7	82.4	81.6	50.4	91.6	58.1	66.7	74.1
Mycogen	5N550R2	84.2	91.0	82.2	85.8	46.4	86.0	56.2	62.9	74.3
Mycogen	5N522R2	76.3	87.4	87.0	83.6	42.4	83.6	58.8	61.6	72.6
NK Brand	S52-Y2	75.3	72.9	87.4	78.5	51.7	81.8	62.7	65.4	71.9
NK Brand	S55-Q3	81.3	84.5	83.9	83.2	54.6	89.4	69.9	71.3	77.3
Progeny	P 5213 RY	69.8	76.7	80.5	75.7	48.2	76.3	53.4	59.3	67.5
Progeny	P 5333 RY	79.6	76.9	79.3	78.6	42.6	83.4	51.7	59.3	68.9
Progeny	P 5555 RY	87.0	90.2	79.8	85.7	42.9	84.1	60.5	62.5	74.1
Progeny	P 5610 RY	84.6	83.8	76.9	81.8	45.2	76.6	62.6	61.5	71.6
REV	52A94	82.6	82.3	86.2	83.7	47.3	80.2	56.4	61.3	72.5
REV	54R84	81.2	79.1	83.8	81.4	40.2	78.9	54.9	58.0	69.7
REV	55R53	80.9	80.2	81.2	80.8	51.5	80.3	56.8	62.9	71.8
REV	56R63	85.1	85.9	81.2	84.1	48.5	91.0	64.0	67.8	76.0
U. of Arkansas	<i>R10-197RY</i>	<i>73.5</i>	<i>81.4</i>	<i>81.1</i>	<i>78.7</i>	<i>50.6</i>	<i>91.9</i>	<i>60.9</i>	<i>67.8</i>	<i>73.2</i>
Overall Mean		78.4	83.4	84.0	81.9	46.9	82.7	58.5	62.7	72.3

¹Variety in italics denotes an experimental entry.

Table 14. Summary of 2-Year Yields for Maturity Group V Late Roundup Ready for the 2014 and 2015 Mississippi Soybean Variety Trials.

Brand	Variety	Clarksdale Irr.	Stoneville Irr. (clay)	Stoneville Irr. (loam)	Irr. Avg.	Brooksville Nonirr.	Falkner Nonirr.	Raymond Nonirr.	Nonirr. Avg.	Overall Avg.
Asgrow	AG5831	<i>bu/A</i> 70.4	<i>bu/A</i> 82.3	<i>bu/A</i> 81.6	<i>bu/A</i> 78.1	<i>bu/A</i> 42.3	<i>bu/A</i> 81.9	<i>bu/A</i> 37.4	<i>bu/A</i> 53.8	<i>bu/A</i> 66.0
Dyna-Gro	39RY57	79.5	84.2	79.0	80.9	53.1	88.8	46.6	62.8	71.9
REV	57R21	83.2	86.0	87.1	85.4	47.0	89.8	40.2	59.0	72.2
Overall Mean		77.7	84.2	82.6	81.5	47.5	86.8	41.4	58.6	70.0

Table 15. Summary of 2-Year Yields for Maturity Group IV Liberty Link for the 2014 and 2015 Mississippi Soybean Variety Trials.

Brand	Variety	Stoneville Irr. (clay)	Brooksville Nonirr.	Falkner Nonirr.	Nonirr. Avg.	Overall Avg.
Delta Grow	DG4967LL	<i>bu/A</i> 76.0	<i>bu/A</i> 54.7	<i>bu/A</i> 82.9	<i>bu/A</i> 68.8	<i>bu/A</i> 71.2
Delta Grow	DG4981LL/STS	72.4	47.7	72.5	60.1	64.2
Delta Grow	DG4990LL	76.1	47.3	75.9	61.6	66.4
Dyna-Gro	S49LL34	82.5	53.8	94.1	73.9	76.8
Halo	4.95	67.6	44.8	74.7	59.8	62.4
Hornbeck	HBK LL4953	82.1	49.8	83.1	66.4	71.7
Hornbeck	LL 4950	77.5	53.3	78.8	66.1	69.9
Progeny	P 4560 LL	71.4	35.5	64.3	49.9	57.1
REV	49L29	80.6	46.2	84.4	65.3	70.4
Overall Mean		76.2	48.1	79.0	63.5	67.8

Table 16. Summary of 2-Year Yields for Maturity Group V Liberty Link for the 2014 and 2015 Mississippi Soybean Variety Trials.

Brand	Variety	Stoneville Irr. (clay)	Brooksville Nonirr.	Falkner Nonirr.	Nonirr. Avg.	Overall Avg.
		<i>bu/A</i>	<i>bu/A</i>	<i>bu/A</i>	<i>bu/A</i>	<i>bu/A</i>
Credenz	CZ 5150 LL	75.3	43.8	82.6	63.2	67.2
Credenz	CZ 5242 LL	74.4	42.0	81.0	61.5	65.8
Delta Grow	DG5367LL	67.2	43.4	79.1	61.3	63.2
Delta Grow	DG5461LL	68.8	38.9	74.9	56.9	60.9
Halo	5.26	68.3	34.6	78.1	56.3	60.3
Progeny	P 5160 LL	66.5	35.9	60.2	48.0	54.2
Progeny	P 5460 LL	70.3	38.2	73.8	56.0	60.8
Progeny	P 5960 LL	67.6	40.7	64.1	52.4	57.5
REV	55L95	74.8	36.5	71.3	53.9	60.9
Overall Mean		70.4	39.3	73.9	56.6	61.2

Table 17. Summary of 3-Year Yields for Maturity Group V Conventional for the 2013, 2014, and 2015 Mississippi Soybean Variety Trials.

Brand	Variety	Brooksville Nonirr.
		<i>bu/A</i>
GoSoy	LELAND	49.9
U. of Arkansas	Osage	41.3
U. of Arkansas	UA5612	51.4
Overall Mean		47.5

Table 18. Summary of 3-Year Yields for Maturity Group IV Early Roundup Ready for the 2013, 2014, and 2015 Mississippi Soybean Variety Trials.

Brand	Variety	Clarksdale Irr.	Stoneville Irr. (clay)	Stoneville Irr. (loam)	Irr. Avg.	Brooksville Nonirr.	Clarksdale Nonirr.	Falkner Nonirr.	Raymond Nonirr.	Stoneville Nonirr. (clay)	Nonirr. Avg.	Overall Avg.
		<i>bu/A</i>	<i>bu/A</i>	<i>bu/A</i>	<i>bu/A</i>	<i>bu/A</i>	<i>bu/A</i>	<i>bu/A</i>	<i>bu/A</i>	<i>bu/A</i>	<i>bu/A</i>	<i>bu/A</i>
Armor	46-R65	69.3	82.7	89.1	80.4	48.2	68.3	88.5	59.9	40.3	61.0	68.3
Asgrow	AG4232	58.4	71.7	84.9	71.7	44.5	62.4	68.4	52.8	35.5	52.7	59.8
Asgrow	AG4533	71.6	83.3	91.5	82.1	48.6	62.2	82.2	62.4	39.4	58.9	67.6
Asgrow	AG4632	79.2	86.4	91.3	85.6	49.5	63.7	92.6	78.1	36.1	64.0	72.1
Croplan	R2C 4541	74.8	83.5	93.0	83.8	51.4	71.6	82.0	65.6	35.6	61.2	69.7
Delta Grow	DG4670R2Y	70.7	82.2	91.6	81.5	50.5	59.6	88.7	66.5	35.7	60.2	68.2
Dyna-Gro	31RY45	73.2	83.2	95.3	83.9	52.1	66.6	94.0	67.7	35.0	63.1	70.9
Progeny	P 4211 RY	62.9	78.6	88.0	76.5	45.2	57.1	81.7	50.4	36.9	54.2	62.6
Progeny	P 4613 RYS	66.1	82.6	89.2	79.3	49.4	66.4	82.0	70.2	41.8	62.0	68.4
Overall Mean		69.6	81.6	90.4	80.5	48.8	64.2	84.4	63.7	37.4	59.7	67.5

Table 19. Summary of 3-Year Yields for Maturity Group IV Late Roundup Ready for the 2013, 2014, and 2015 Mississippi Soybean Variety Trials.

Brand	Variety	Clarksdale Irr.	Stoneville Irr. (clay)	Stoneville Irr. (loam)	Irr. Avg.	Brooksville Nonirr.	Clarksdale Nonirr.	Falkner Nonirr.	Raymond Nonirr.	Stoneville Nonirr. (clay)	Nonirr. Avg.	Overall Avg.
		<i>bu/A</i>	<i>bu/A</i>	<i>bu/A</i>	<i>bu/A</i>	<i>bu/A</i>	<i>bu/A</i>	<i>bu/A</i>	<i>bu/A</i>	<i>bu/A</i>	<i>bu/A</i>	<i>bu/A</i>
Asgrow	AG4934	70.2	77.7	86.3	78.1	52.5	60.5	82.3	52.6	49.7	59.5	66.5
Croplan	R2C 4752S	78.8	81.8	81.2	80.6	57.8	63.9	93.2	61.1	46.4	64.5	70.5
Delta Grow	DG4755RR2	71.1	76.6	77.5	75.1	52.6	61.0	86.0	55.4	48.7	60.7	66.1
Delta Grow	DG4765RR2/STS	72.8	78.9	82.3	78.0	57.3	60.3	93.3	55.2	46.7	62.6	68.3
Delta Grow	DG4825RR2/STS	65.7	75.6	87.5	76.2	50.2	64.0	77.5	60.8	47.1	59.9	66.0
Delta Grow	DG4880RR	67.2	71.2	83.1	73.8	44.9	66.2	86.0	61.0	41.2	59.9	65.1
Delta Grow	DG4970RR	63.9	72.1	79.8	71.9	50.1	57.2	87.8	58.0	41.5	58.9	63.8
Dyna-Gro	37RY47	73.1	73.7	81.3	76.0	51.5	64.2	73.8	60.3	47.7	59.5	65.7
Dyna-Gro	S48RS53	76.1	81.1	81.9	79.7	56.2	64.9	90.0	48.7	48.2	61.6	68.4
Great Heart Seed	GT-476CR2	73.1	81.7	82.9	79.2	53.9	65.7	86.4	55.5	49.4	62.2	68.6
Hornbeck	HBK RY4721	69.2	78.0	80.7	75.9	48.7	69.0	88.9	50.9	42.5	60.0	66.0
Morsoy Extra	47X12	77.0	79.7	78.5	78.4	55.8	60.1	89.4	60.7	53.1	63.8	69.3
Morsoy Extra	48X02	78.0	79.6	87.6	81.7	57.4	69.0	85.6	54.0	48.8	63.0	70.0
Progeny	P 4850 RYS	74.1	81.8	82.5	79.5	55.5	59.0	89.4	60.9	42.6	61.5	68.2
Progeny	P 4900 RY	76.1	78.6	91.5	82.1	52.2	51.6	79.7	50.3	51.6	57.1	66.5
REV	47R34	78.9	83.6	82.3	81.6	58.2	73.4	94.6	65.5	53.5	69.1	73.8
REV	47R53	70.3	77.6	76.8	74.9	52.1	72.2	88.6	60.1	53.5	65.3	68.9
REV	49R94	71.6	83.6	84.8	80.0	52.1	67.5	87.6	58.9	44.3	62.1	68.8
USG	74B83RS	74.0	80.2	82.8	79.0	50.8	65.7	81.5	66.9	47.7	62.5	68.7
Overall Mean		72.7	78.6	82.7	78.0	53.1	64.0	86.4	57.7	47.6	61.8	67.8

Table 20. Summary of 3-Year Yields for Maturity Group V Early Roundup Ready for the 2013, 2014, and 2015 Mississippi Soybean Variety Trials.

Brand	Variety	Clarksdale Irr.	Stoneville Irr. (clay)	Stoneville Irr. (loam)	Irr. Avg.	Brooksville Nonirr.	Falkner Nonirr.	Raymond Nonirr.	Nonirr. Avg.	Overall Avg.
		<i>bu/A</i>	<i>bu/A</i>	<i>bu/A</i>	<i>bu/A</i>	<i>bu/A</i>	<i>bu/A</i>	<i>bu/A</i>	<i>bu/A</i>	<i>bu/A</i>
Asgrow	AG5233	72.2	81.9	87.1	80.4	45.1	73.0	50.8	56.3	68.3
Asgrow	AG5332	77.1	82.4	96.6	85.3	50.1	67.7	54.1	57.3	71.3
Croplan	R2C 5081	75.2	83.0	89.5	82.6	45.3	87.5	52.2	61.6	72.1
Delta Grow	DG5575RR2	66.2	85.4	81.5	77.7	45.7	83.4	45.6	58.3	68.0
Dyna-Gro	S56RY84	76.2	90.4	85.1	83.9	47.9	88.3	57.9	64.7	74.3
NK Brand	S52-Y2	74.8	76.3	88.4	79.8	49.8	77.6	56.3	61.2	70.5
Progeny	P 5213 RY	69.4	78.7	84.1	77.4	49.7	75.3	47.3	57.4	67.4
Progeny	P 5333 RY	73.7	81.3	86.0	80.3	49.8	82.9	46.4	59.7	70.0
Progeny	P 5555 RY	83.6	90.5	84.6	86.2	48.8	83.2	56.5	62.8	74.5
Progeny	P 5610 RY	78.7	84.1	77.7	80.1	46.3	73.0	56.2	58.5	69.3
REV	54R84	79.6	81.3	85.2	82.0	44.7	73.8	52.3	56.9	69.5
REV	55R53	77.4	83.0	86.0	82.1	54.0	71.9	55.0	60.3	71.2
REV	56R63	80.4	88.4	84.5	84.4	51.7	87.3	60.8	66.6	75.5
Overall Mean		75.7	83.6	85.9	81.7	48.4	78.8	53.2	60.1	70.9

Table 21. Summary of 3-Year Yields for Maturity Group V Late Roundup Ready for the 2013, 2014, and 2015 Mississippi Soybean Variety Trials.

Brand	Variety	Clarksdale Irr.	Stoneville Irr. (clay)	Stoneville Irr. (loam)	Irr. Avg.	Brooksville Nonirr.	Falkner Nonirr.	Raymond Nonirr.	Nonirr. Avg.	Overall Avg.
		<i>bu/A</i>	<i>bu/A</i>	<i>bu/A</i>	<i>bu/A</i>	<i>bu/A</i>	<i>bu/A</i>	<i>bu/A</i>	<i>bu/A</i>	<i>bu/A</i>
Asgrow	AG5831	68.3	82.9	78.8	76.7	46.4	80.7	38.6	55.2	65.9
Dyna-Gro	39RY57	76.8	86.1	80.4	81.1	53.1	82.7	44.0	59.9	70.5
REV	57R21	77.8	88.5	88.8	85.0	49.9	84.0	40.1	58.0	71.5
Overall Mean		74.3	85.8	82.7	80.9	49.8	82.4	40.9	57.7	69.3

**Table 22. Summary of 3-Year Yields for Maturity Group IV Liberty
Link for the 2013, 2014, and 2015 Mississippi Soybean Variety Trials.**

Brand	Variety	Stoneville Irr. (clay)	Brooksville Nonirr.	Falkner Nonirr.	Nonirr. Avg.		Overall Avg.
		<i>bu/A</i>	<i>bu/A</i>	<i>bu/A</i>	<i>bu/A</i>		<i>bu/A</i>
Delta Grow	DG4967LL	75.4	53.8	83.3	68.6		70.8
Delta Grow	DG4981LL/STS	72.1	47.5	70.0	58.7		63.2
Delta Grow	DG4990LL	75.7	46.9	72.3	59.6		65.0
Dyna-Gro	S49LL34	81.1	52.6	82.7	67.7		72.1
Progeny	P 4560 LL	72.2	39.1	69.9	54.5		60.4
Overall Mean		75.3	48.0	75.7	61.8		66.3

**Table 23. Summary of 3-Year Yields for Maturity Group V Liberty
Link for the 2013, 2014, and 2015 Mississippi Soybean Variety Trials.**

Brand	Variety	Stoneville Irr. (clay)	Brooksville Nonirr.	Falkner Nonirr.	Nonirr. Avg.		Overall Avg.
		<i>bu/A</i>	<i>bu/A</i>	<i>bu/A</i>	<i>bu/A</i>		<i>bu/A</i>
Delta Grow	DG5461LL	71.0	39.8	77.2	58.5		62.7
Progeny	P 5160 LL	70.7	39.2	69.5	54.3		59.8
Progeny	P 5460 LL	70.6	38.5	73.5	56.0		60.9
Progeny	P 5960 LL	69.7	42.1	67.8	54.9		59.9
Overall Mean		70.5	39.9	72.0	56.0		60.8

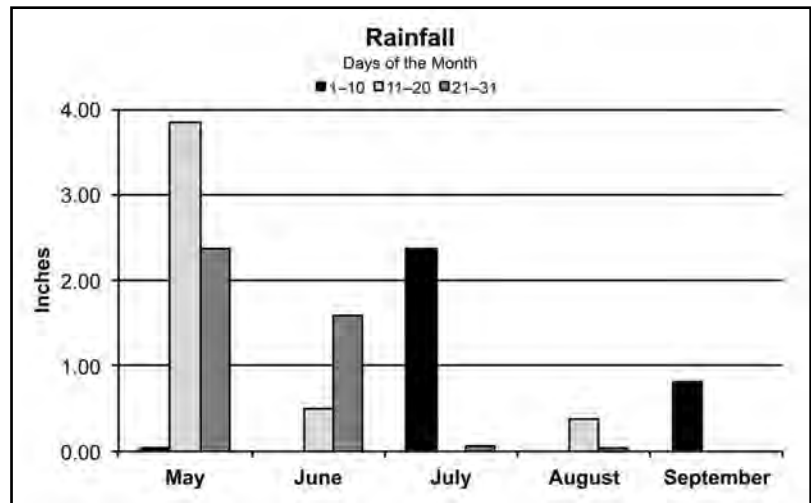
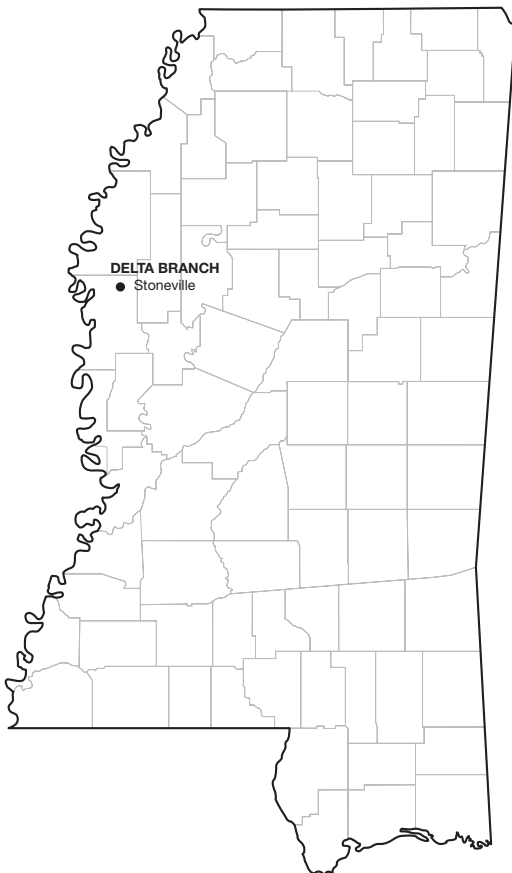
STONEVILLE (clay) IRR. AND NONIRRIGATED, DELTA BRANCH

Crop Summary

The plots were planted into a stale seedbed. Soil moisture at planting was optimum for germination. Timely irrigation in combination with rainfall allowed for ample soil moisture throughout the growing season in the irrigated plots. High temperatures and dry weather took a

toll on the dryland plots. Harvest was completed in a timely manner without difficulties. Good yields were observed in the irrigated plots at this location; however, the dry summer resulted in low yields within the dryland trials.

Planting date:May 5
Harvest date:IV Early and IV Late Roundup Ready on September 15 (Nonirrigated)
 IV Early and IV Late Roundup Ready on September 23 (Irrigated)
 V Early and V Late Roundup Ready on September 30 (Irrigated)
 IV and V Liberty Link on September 30 (Irrigated)
Soil type:Sharkey clay
Soil pH:7.0
Soil fertility:P=H, K=H
Previous crop:Soybeans (irrigated), Corn (nonirrigated)
Fertilizer added:Preplant — 12-22-22- 3.7S @ 500 lb/A
Irrigation dates:June 24, July 15, July 28, August 7, August 19, September 2
Herbicide applied:Preemergence — Authority MTZ @ 12 oz/A, Dual II Magnum @ 32 oz/A,
 and Gramoxone SL @ 32 oz/A on May 5 (Irrigated and Nonirrigated)
 Postemergence —
 Roundup Ready — Roundup PowerMax @ 32 oz/A, Firstrate @ 0.6 oz/A,
 and Resource @ 10 oz/A on July 13 (Irrigated and Nonirrigated)
 Liberty Link — Liberty @ 30 oz/A, Firstrate @ 0.6 oz/A, Prefix @ 24 oz/A,
 and Resource @ 10 oz/A on July 13 (Irrigated)



Rainfall Summary

	Inches
May	.6.25
June	.2.08
July	.2.43
August	.0.41
September	.0.82
Total	.11.99

Table 24. Roundup Ready Maturity Group IV Early Irrigated Soybeans (Delta Branch Experiment Station, Stoneville, clay).

Brand	Variety ¹	Yield			Maturity date ²	Plant height	Lodging score
		2015	2-yr. avg.	3-yr. avg.			
		<i>bu/A</i>	<i>bu/A</i>	<i>bu/A</i>		<i>in</i>	<i>1-5</i>
Morsoy Extra	46X95	81.3	—	—	—	32	1
Asgrow	AG4632	80.8	83.5	86.4	—	37	1
Dyna-Gro	31RY45	79.4	80.9	83.2	—	33	1
Mycogen	5N452R2	79.4	79.3	—	—	30	1
Croplan	R2C 4541	78.3	80.4	83.5	—	32	1
Delta Grow	DG4670R2Y	77.3	80.7	82.2	—	35	1
Mycogen	5N433R2	77.1	—	—	—	35	1
Dyna-Gro	S43RY95	75.0	76.8	—	—	40	1
Asgrow	AG4533	73.5	78.9	83.3	—	36	1
Armor	AR4615	72.4	—	—	—	32	1
Progeny	P 4613 RYS	71.7	75.3	82.6	—	37	1
Armor	46-R65	71.4	75.3	82.7	—	35	1
Great Heart Seed	GT-469CR2S	71.1	—	—	—	38	1
Progeny	P 4211 RY	69.6	73.0	78.6	—	34	1
USG	74F24RS	68.3	72.0	—	—	38	1
NK Brand	S45-V8	67.8	72.6	—	—	32	1
Armor	AR4504	66.7	72.7	—	—	35	1
Steyer	4303R2	66.6	71.6	—	—	35	1
Steyer	4602R2	66.5	—	—	—	31	1
Credenz	CZ 4181 RY	64.1	—	—	—	34	1
Croplan	R2C4114	63.8	—	—	—	28	1
Credenz	CZ 4590 RY	62.7	—	—	—	34	1
Asgrow	AG4336	62.6	—	—	—	30	1
Progeny	P 4214 RY	62.0	—	—	—	37	1
Dyna-Gro	S46RY85	60.2	70.8	—	—	28	1
Great Heart Seed	GT-435CR2	59.8	—	—	—	34	1
Asgrow	AG4135	58.1	65.1	—	—	30	1
Asgrow	AG4232	57.9	65.8	71.7	—	33	1
Armor	43-R51	57.2	—	—	—	37	1
Mycogen	5N404R2	56.6	—	—	—	29	1
Mean		68.6					
LSD		4.7					
Error df		58					
CV		5					
R ²		88.4					

¹Variety in italics denotes an experimental entry.

²No maturity dates taken.

Table 25. Roundup Ready Maturity Group IV Early Nonirrigated Soybeans (Delta Branch Experiment Station, Stoneville, clay).

Brand	Variety ¹	Yield			Maturity date ²	Plant height	Lodging score
		2015	2-yr. avg.	3-yr. avg.			
		<i>bu/A</i>	<i>bu/A</i>	<i>bu/A</i>		<i>in</i>	<i>1-5</i>
Steyer	4303R2	37.6	52.9	—	—	35	1
Progeny	P 4613 RYS	33.3	50.2	41.8	—	30	1
Armor	46-R65	32.2	53.5	40.3	—	32	1
Asgrow	AG4533	31.8	47.2	39.4	—	34	1
Croplan	R2C4114	31.7	—	—	—	26	1
Dyna-Gro	S43RY95	31.5	51.7	—	—	28	1
Armor	AR4615	31.4	—	—	—	31	1
Mycogen	5N433R2	31.3	—	—	—	31	1
USG	74F24RS	31.1	49.2	—	—	33	1
Great Heart Seed	GT-469CR2S	30.4	—	—	—	35	1
Progeny	P 4214 RY	30.2	—	—	—	30	1
Progeny	P 4211 RY	29.6	50.3	36.9	—	26	1
Morsoy Extra	46X95	29.6	—	—	—	29	1
Armor	43-R51	29.2	—	—	—	33	1
Credenz	CZ 4181 RY	28.4	—	—	—	29	1

¹Variety in italics denotes an experimental entry.

²No maturity dates taken.

Table 25 (continued). Roundup Ready Maturity Group IV Early Nonirrigated Soybeans (Delta Branch Experiment Station, Stoneville, clay).

Brand	Variety ¹	Yield			Maturity date ²	Plant height	Lodging score
		2015	2-yr. avg.	3-yr. avg.			
		<i>bu/A</i>	<i>bu/A</i>	<i>bu/A</i>		<i>in</i>	<i>1-5</i>
Asgrow	AG4232	27.7	43.0	35.5	—	30	1
Asgrow	AG4632	27.5	44.1	36.1	—	35	1
Croplan	R2C 4541	27.4	51.0	35.6	—	32	1
Mycogen	5N404R2	27.0	—	—	—	25	1
NK Brand	S45-V8	24.8	46.6	—	—	31	1
Mycogen	5N452R2	24.7	48.0	—	—	29	1
Dyna-Gro	31RY45	24.4	46.8	35.0	—	29	1
Asgrow	AG4336	24.2	—	—	—	33	1
Delta Grow	DG4670R2Y	24.1	44.7	35.7	—	28	1
Armor	AR4504	23.6	45.6	—	—	30	1
Great Heart Seed	GT-435CR2	23.1	—	—	—	33	1
Steyer	4602R2	22.6	—	—	—	27	1
Asgrow	AG4135	22.3	41.4	—	—	27	1
Credenz	CZ 4590 RY	21.6	—	—	—	32	1
Dyna-Gro	S46RY85	21.4	44.8	—	—	28	1
Mean		27.9					
LSD		4.3					
Error df		58					
CV		11.4					
R ²		73.6					

¹Variety in italics denotes an experimental entry.
²No maturity dates taken.

Table 26. Roundup Ready Maturity Group IV Late Irrigated Soybeans (Delta Branch Experiment Station, Stoneville, clay).

Brand	Variety ¹	Yield			Maturity date ²	Plant height	Lodging score
		2015	2-yr. avg.	3-yr. avg.			
		<i>bu/A</i>	<i>bu/A</i>	<i>bu/A</i>		<i>in</i>	<i>1-5</i>
Delta Grow	DG4790RR2	84.7	—	—	—	35	1
Great Heart Seed	GT-477CR2	84.0	—	—	—	37	1
REV	49R94	81.3	81.8	83.6	—	35	1
Progeny	P 4788 RY	80.6	81.9	—	—	41	1
NK Brand	S48-D9	80.4	—	—	—	39	1
Armor	47-R70	79.3	—	—	—	34	1
Progeny	P 4757 RY	79.2	—	—	—	34	1
NK Brand	S47-K5	78.0	75.4	—	—	33	1
REV	47R34	77.3	79.0	83.6	—	36	2
Hornbeck	HBK RY4721	77.2	77.8	78.0	—	40	1
Delta Grow	DG4935RR2/STS	77.0	—	—	—	39	1
GoSoy	4915R2	76.2	—	—	—	38	1
REV	49A55	76.0	74.0	—	—	34	1
Dyna-Gro	S49RY25	75.8	77.0	—	—	42	1
Asgrow	AG4835	75.2	77.3	—	—	35	1
U. of Missouri	<i>S11-20337</i>	75.0	—	—	—	28	1
MorSoy Extra	49X85	74.7	—	—	—	41	1
Croplan	R2C 4752S	74.4	77.7	81.8	—	36	1
Progeny	P 4850 RYS	74.1	75.2	81.8	—	38	1
Dyna-Gro	S48RS53	74.1	76.9	81.1	—	42	1
Morsoy Extra	47X12	73.4	74.3	79.7	—	40	1
REV	49A14	73.0	—	—	—	32	1
USG	74K95RS	72.2	—	—	—	35	1
REV	48A46	72.0	—	—	—	36	2
Mycogen	5N479R2	70.9	78.9	—	—	33	1
Morsoy Extra	48X02	70.5	76.1	79.6	—	34	1
Armor	AR49X	70.3	—	—	—	29	1
REV	49A75	70.1	—	—	—	38	1
Great Heart Seed	GT-476CR2	69.8	75.6	81.7	—	36	1
Delta Grow	DG4970RR	69.7	70.9	72.1	—	40	1

¹Variety in italics denotes an experimental entry.
²No maturity dates taken.

Table 26 (cont.). Roundup Ready Maturity Group IV Late Irrigated Soybeans (Delta Branch Experiment Station, Stoneville, clay).

Brand	Variety ¹	Yield			Maturity date ²	Plant height	Lodging score
		2015	2-yr. avg.	3-yr. avg.			
		<i>bu/A</i>	<i>bu/A</i>	<i>bu/A</i>		<i>in</i>	<i>1-5</i>
Steyer	4802R2	69.6	—	—	—	31	1
Schillinger	495.RC	69.6	—	—	—	40	1
Delta Grow	DG4880RR	69.5	74.0	71.2	—	38	1
Mycogen	5N490R2	68.8	—	—	—	34	1
Asgrow	AG4934	68.4	72.4	77.7	—	39	1
Delta Grow	DG4825RR2/STS	68.3	74.3	75.6	—	29	1
REV	47R53	67.8	73.6	77.6	—	29	1
Great Heart Seed	GT-482 CR2S	67.6	70.9	—	—	33	1
Delta Grow	DG4765RR2/STS	66.9	73.0	78.9	—	33	1
Progeny	P 4900 RY	66.9	72.4	78.6	—	29	1
Delta Grow	DG4755RR2	66.8	73.3	76.6	—	37	1
USG	74B83RS	66.1	72.7	80.2	—	29	1
GoSoy	4714GTS	65.8	—	—	—	36	1
USG	74D95RS	65.4	—	—	—	33	1
Delta Grow	DG4995 RR	64.7	—	—	—	22	1
GoSoy	4914GTS	64.5	—	—	—	24	1
Armor	49-R44	64.0	—	—	—	35	1
USG	74A74RS	63.9	—	—	—	36	1
Delta Grow	DG4775RR2/STS	63.2	67.9	—	—	33	1
Credenz	CZ 4959 RY	62.5	—	—	—	33	1
Dyna-Gro	37RY47	61.9	67.4	73.7	—	29	1
Mean		71.7					
LSD		5.4					
Error df		100					
CV		5.5					
R ²		76.7					

¹Variety in italics denotes an experimental entry.
²No maturity dates taken.

Table 27. Roundup Ready Maturity Group IV Late Nonirrigated Soybeans (Delta Branch Experiment Station, Stoneville, clay).

Brand	Variety ¹	Yield			Maturity date ²	Plant height	Lodging score
		2015	2-yr. avg.	3-yr. avg.			
		<i>bu/A</i>	<i>bu/A</i>	<i>bu/A</i>		<i>in</i>	<i>1-5</i>
REV	47R53	43.4	61.1	53.5	—	26	1
REV	47R34	36.7	59.3	53.5	—	30	1
NK Brand	S48-D9	33.5	—	—	—	33	1
Great Heart Seed	GT-477CR2	31.6	—	—	—	33	1
Armor	47-R70	31.1	—	—	—	34	1
Delta Grow	DG4935RR2/STS	29.3	—	—	—	34	1
Armor	AR49X	29.2	—	—	—	29	1
REV	49A55	28.9	49.8	—	—	29	1
Delta Grow	DG4825RR2/STS	28.4	51.7	47.1	—	28	1
Progeny	P 4757 RY	28.3	—	—	—	30	1
NK Brand	S47-K5	28.2	54.9	—	—	32	1
USG	74D95RS	28.0	—	—	—	31	1
Morsoy Extra	47X12	27.8	52.2	53.1	—	37	1
REV	49A75	27.5	—	—	—	31	1
Delta Grow	DG4765RR2/STS	27.4	49.3	46.7	—	32	1
Delta Grow	DG4790RR2	27.3	—	—	—	31	1
Dyna-Gro	S48RS53	27.2	51.6	48.2	—	36	1
Delta Grow	DG4755RR2	26.2	51.1	48.7	—	34	1
Asgrow	AG4934	26.0	48.0	49.7	—	35	1
Delta Grow	DG4880RR	25.7	48.1	41.2	—	28	1
Asgrow	AG4835	25.7	46.5	—	—	35	1
Morsoy Extra	48X02	25.4	53.9	48.8	—	37	1
Mycogen	5N490R2	25.4	—	—	—	32	1
Progeny	P 4788 RY	25.3	53.3	—	—	34	1

¹Variety in italics denotes an experimental entry.
²No maturity dates taken.

Table 27 (continued). Roundup Ready Maturity Group IV Late Nonirrigated Soybeans (Delta Branch Experiment Station, Stoneville, clay).

Brand	Variety ¹	Yield			Maturity date ²	Plant height	Lodging score
		2015	2-yr. avg.	3-yr. avg.			
		<i>bu/A</i>	<i>bu/A</i>	<i>bu/A</i>		<i>in</i>	<i>1-5</i>
Great Heart Seed	GT-476CR2	25.1	52.5	49.4	—	32	1
Progeny	P 4900 RY	24.9	48.2	51.6	—	30	1
Hornbeck	HBK RY4721	24.8	47.6	42.5	—	32	1
REV	48A46	24.6	—	—	—	30	1
GoSoy	4714GTS	24.2	—	—	—	32	1
GoSoy	4915R2	23.9	—	—	—	33	1
Steyer	4802R2	23.7	—	—	—	34	1
Great Heart Seed	GT-482 CR2S	23.6	47.9	—	—	31	1
Mycogen	5N479R2	23.4	50.1	—	—	33	1
Dyna-Gro	37RY47	22.8	51.2	47.7	—	31	1
USG	74A74RS	22.8	—	—	—	30	1
Armor	49-R44	22.2	—	—	—	29	1
Delta Grow	DG4775RR2/STS	22.2	45.6	—	—	28	1
REV	49R94	22.1	47.8	44.3	—	29	1
Croplan	R2C 4752S	21.8	50.3	46.4	—	34	1
GoSoy	4914GTS	21.7	—	—	—	25	1
Delta Grow	DG4970RR	21.5	47.6	41.5	—	37	1
Dyna-Gro	S49RY25	21.5	45.7	—	—	38	1
Delta Grow	DG4995 RR	21.1	—	—	—	28	1
Credenz	CZ 4959 RY	20.9	—	—	—	34	1
MorSoy Extra	49X85	20.6	—	—	—	32	1
REV	49A14	20.4	—	—	—	31	1
Schillinger	495.RC	19.9	—	—	—	33	1
USG	74K95RS	19.9	—	—	—	33	1
USG	74B83RS	19.9	52.2	47.7	—	29	1
U. of Missouri	<i>S11-20337</i>	19.7	—	—	—	33	1
Progeny	P 4850 RYS	18.9	47.2	42.6	—	36	1
Mean		25.4					
LSD		6.4					
Error df		100					
CV		18.5					
R ²		60.8					

¹Variety in italics denotes an experimental entry.
²No maturity dates taken.

Table 28. Roundup Ready Maturity Group V Early Irrigated Soybeans (Delta Branch Experiment Station, Stoneville, clay).

Brand	Variety ¹	Yield			Maturity date ²	Plant height	Lodging score
		2015	2-yr. avg.	3-yr. avg.			
		<i>bu/A</i>	<i>bu/A</i>	<i>bu/A</i>		<i>in</i>	<i>1-5</i>
Asgrow	AG5533	98.2	93.2	—	—	32	1
Progeny	P 5555 RY	94.3	90.2	90.5	—	33	1
Delta Grow	DG5230RR2	94.2	89.7	—	—	28	1
Armor	55-R68	92.3	—	—	—	31	1
Armor	51-R50	91.9	85.3	—	—	31	1
Dyna-Gro	S56RY84	91.5	90.3	90.4	—	32	1
Asgrow	AG5535	91.0	87.4	—	—	32	1
Mycogen	5N550R2	91.0	91.0	—	—	34	1
Armor	<i>AR5605</i>	90.8	—	—	—	25	1
Dyna-Gro	S52RY75	90.7	89.0	—	—	26	2
REV	56R63	89.9	85.9	88.4	—	33	1
MorSoy Extra	55X75	89.8	—	—	—	26	1
Progeny	P 5610 RY	89.5	83.8	84.1	—	27	1
REV	52A94	89.4	82.3	—	—	32	1
Mycogen	5N522R2	89.3	87.4	—	—	25	1
Dyna-Gro	32RY55	88.2	—	—	—	28	1
Great Heart Seed	GT516CR2	86.8	82.9	—	—	40	1

¹Variety in italics denotes an experimental entry.
²No maturity dates taken.

Table 28 (cont.). Roundup Ready Maturity Group V Early Irrigated Soybeans (Delta Branch Experiment Station, Stoneville, clay).

Brand	Variety ¹	Yield			Maturity date ²	Plant height	Lodging score
		2015	2-yr. avg.	3-yr. avg.			
		<i>bu/A</i>	<i>bu/A</i>	<i>bu/A</i>		<i>in</i>	<i>1-5</i>
USG	75J45R	85.8	—	—	—	26	1
Mycogen	5N501R2	85.5	82.7	—	—	39	1
U. of Arkansas	<i>R10-197RY</i>	<i>85.4</i>	<i>81.4</i>	—	—	28	1
Delta Grow	DG5575RR2	85.4	83.4	85.4	—	30	1
Progeny	P 5101 RY	85.4	—	—	—	30	1
Armor	50-R21	84.8	78.0	—	—	38	1
Delta Grow	DG5625RR2	83.3	—	—	—	29	1
NK Brand	S50-J7	83.3	—	—	—	39	1
NK Brand	S55-Q3	83.1	84.5	—	—	28	1
Progeny	P 5213 RY	82.2	76.7	78.7	—	43	1
Asgrow	AG5335	82.0	79.7	—	—	41	1
Asgrow	AG5332	81.3	78.8	82.4	—	36	1
REV	51A56	80.9	—	—	—	36	1
Delta Grow	DG 5170 RR2/STS	80.9	—	—	—	41	1
Asgrow	AG5233	80.8	77.7	81.9	—	31	1
REV	54R84	80.7	79.1	81.3	—	27	1
Progeny	P 5333 RY	80.6	76.9	81.3	—	28	1
Progeny	P 5226 RYS	80.4	—	—	—	35	1
REV	55R53	80.3	80.2	83.0	—	24	1
Croplan	R2C 5081	79.9	81.2	83.0	—	24	1
U. of Missouri	<i>S11-20195</i>	<i>79.4</i>	—	—	—	27	1
Armor	<i>AR5205</i>	<i>79.2</i>	—	—	—	37	1
U. of Arkansas	UA 5414RR	78.2	—	—	—	24	1
U. of Arkansas	<i>R11-89RY</i>	<i>77.6</i>	—	—	—	18	1
NK Brand	S52-Y2	75.2	72.9	76.3	—	35	1
Schillinger	5220.RC	74.8	—	—	—	37	1
Mean		85.2					
LSD		5.6					
Error df		84					
CV		4.9					
R ²		75.2					

¹Variety in italics denotes an experimental entry.
²No maturity dates taken.

Table 29. Roundup Ready Maturity Group V Late Irrigated Soybeans (Delta Branch Experiment Station, Stoneville, clay).

Brand	Variety	Yield			Maturity date ¹	Plant height	Lodging score
		2015	2-yr. avg.	3-yr. avg.			
		<i>bu/A</i>	<i>bu/A</i>	<i>bu/A</i>		<i>in</i>	<i>1-5</i>
REV	57R21	89.4	86.0	88.5	—	28	1
USG	75B75R	87.7	—	—	—	23	1
Dyna-Gro	S57RY26	87.3	—	—	—	24	1
NK Brand	S59-V9	86.9	—	—	—	32	1
Asgrow	AG5831	85.5	82.3	82.9	—	25	1
Dyna-Gro	39RY57	83.7	84.2	86.1	—	27	1
Progeny	P 5752 RY	83.2	—	—	—	26	1
NK Brand	S58-Z4	74.0	—	—	—	28	1
Mean		84.7					
LSD		10.8					
Error df		14					
CV		8.9					
R ²		38.7					

¹No maturity dates taken.

Table 30. Maturity Group IV Liberty Link Soybeans (Delta Branch Experiment Station, Stoneville, clay).

Brand	Variety ¹	Yield			Maturity date ²	Plant height	Lodging score
		2015	2-yr. avg.	3-yr. avg.			
		<i>bu/A</i>	<i>bu/A</i>	<i>bu/A</i>		<i>in</i>	<i>1-5</i>
GoSoy	4714LL	87.9	—	—	—	42	1
Dyna-Gro	S49LL34	87.3	82.5	81.1	—	40	1
Delta Grow	DG4781LL	85.4	—	—	—	39	1
Hornbeck	HBK LL4953	83.7	82.1	—	—	42	1
Armor	47-L10	83.6	—	—	—	37	1
Halo	4.80	83.4	—	—	—	40	1
Credenz	CZ 4748 LL	82.5	—	—	—	40	1
REV	49L29	81.7	80.6	—	—	39	1
Progeny	P 4930 LL	80.1	—	—	—	43	1
Delta Grow	DG4990LL	79.9	76.1	75.7	—	40	1
Delta Grow	DG4981LL/STS	78.8	72.4	72.1	—	47	1
Progeny	P 4814 LLS	78.6	—	—	—	32	1
Delta Grow	DG4967LL	76.7	76.0	75.4	—	42	1
Hornbeck	LL 4950	76.5	77.5	—	—	43	2
Armor	49X5L	76.2	—	—	—	42	1
Progeny	P 4560 LL	75.0	71.4	72.2	—	37	1
Delta Grow	DG4977LL/STS	73.7	—	—	—	48	2
Halo	4.98	73.6	—	—	—	42	1
Halo	4.95	70.1	67.6	—	—	32	2
Credenz	CZ 4818 LL	70.1	—	—	—	41	1
Delta Grow	DG4567LL	67.4	—	—	—	28	1
Credenz	CZ 4540LL	67.2	—	—	—	36	1
Hornbeck	HBK LL4653	65.6	—	—	—	34	1
Credenz	CZ 4105 LL	62.0	—	—	—	29	1
Credenz	CZ 3945 LL	55.6	—	—	—	28	1
Mean		76.1					
LSD		5.1					
Error df		48					
CV		4.9					
R ²		88.4					

¹Variety in italics denotes an experimental entry.

²No maturity dates taken.

Table 31. Maturity Group V Liberty Link Soybeans (Delta Branch Experiment Station, Stoneville, clay).

Brand	Variety ¹	Yield			Maturity date ²	Plant height	Lodging score
		2015	2-yr. avg.	3-yr. avg.			
		<i>bu/A</i>	<i>bu/A</i>	<i>bu/A</i>		<i>in</i>	<i>1-5</i>
USG	75G24L	82.7	—	—	—	46	2
Armor	51X5L	81.1	—	—	—	42	2
REV	55L95	80.5	74.8	—	—	31	1
Credenz	CZ 5150 LL	79.8	75.3	—	—	38	1
Delta Grow	DG5067LL	79.5	—	—	—	44	2
GoSoy	5115LL	78.5	—	—	—	43	1
GoSoy	5215LL	78.3	—	—	—	40	2
Credenz	CZ 5242 LL	77.7	74.4	—	—	44	1
Dyna-Gro	S52LL66	76.8	—	—	—	43	2
Delta Grow	DG5461LL	75.0	68.8	71.0	—	42	1
GoSoy	5515LL	74.5	—	—	—	27	1
Credenz	CZ 5727 LL	73.5	—	—	—	32	2
Delta Grow	DG5467LL	72.2	—	—	—	30	1
Credenz	CZ 5147 LL	71.5	—	—	—	22	1
Dyna-Gro	S55LS75	71.0	—	—	—	30	2
Armor	53-L55	70.9	—	—	—	32	1
Progeny	P 5960 LL	70.0	67.6	69.7	—	28	1
Halo	5.26	67.1	68.3	—	—	23	1
Progeny	P 5460 LL	67.0	70.3	70.6	—	38	2
Progeny	P 5160 LL	65.2	66.5	70.7	—	24	1
Delta Grow	DG5367LL	64.1	67.2	—	—	31	1
Progeny	P 5414 LLS	62.5	—	—	—	24	1
Credenz	CZ 5515 LL	61.9	—	—	—	58	3
Credenz	CZ 5445 LL	47.3	—	—	—	25	1
Progeny	P 6355 LL	26.1	—	—	—	30	1
Mean		70.2					
LSD		7.2					
Error df		48					
CV		7.5					
R ²		89.5					

¹Variety in italics denotes an experimental entry.

²No maturity dates taken.

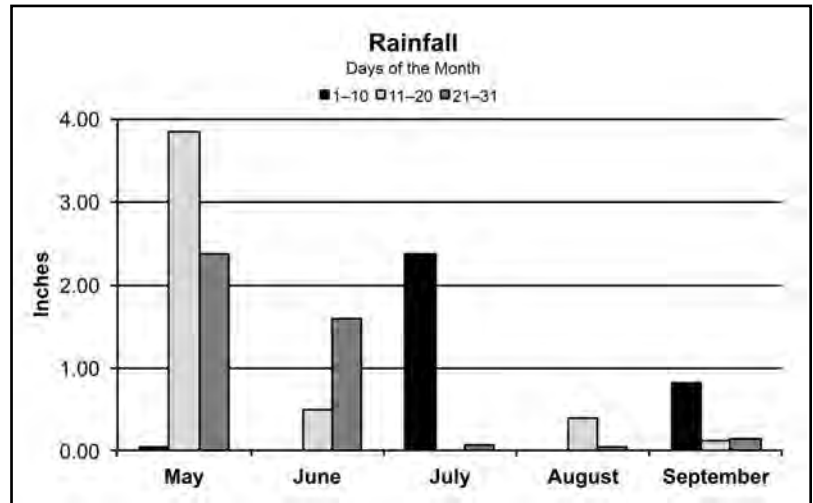
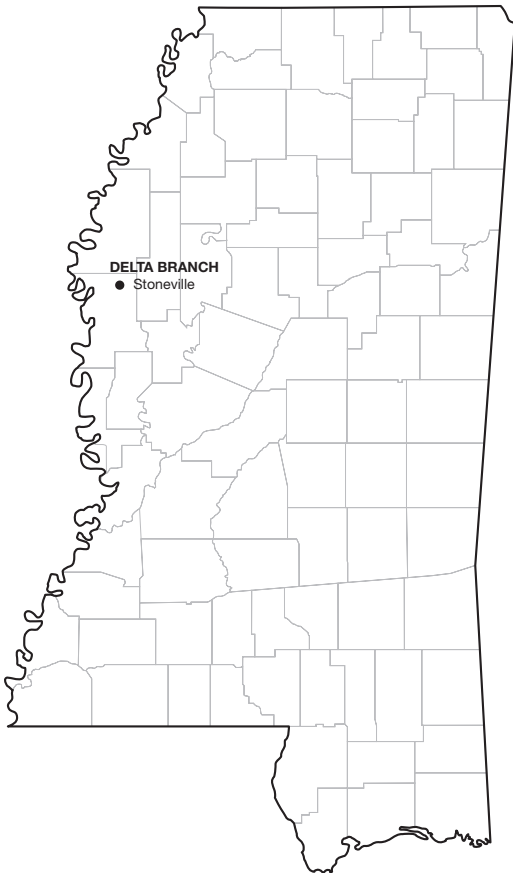
STONEVILLE (loam), DELTA BRANCH

Crop Summary

Soybean plots were planted into a seedbed that had been freshly hipped and do-alled. Soil moisture at planting was optimum for germination. All plots quickly emerged to a good stand. Timely irrigation and rainfall

allowed for sufficient soil moisture throughout the growing season. Harvest was completed in a timely manner, and good yields were observed.

Planting date:April 22
 Harvest date:IV Early Roundup Ready on September 23
 IV Late Roundup Ready on September 23
 V Early and V Late Roundup Ready on September 30
 Soil type:Bosket very fine sandy loam
 Soil pH:5.9
 Soil fertility:P=H, K=H
 Previous crop:Cotton
 Fertilizer added:Preplant — 12-22-22-3.7S @ 500 lb/A
 Irrigation dates:July 16, July 20, August 6
 Herbicide applied:Preplant — Treflan @ 1.5 pt/A
 Preemergence — Authority MTZ @ 12 oz/A and Dual II Magnum @ 24 oz/A
 on April 22



Rainfall Summary

	Inches
May6.25
June2.08
July2.43
August0.41
September1.08
Total12.25

Table 32. Roundup Ready Maturity Group IV Early Irrigated Soybeans (Delta Branch Experiment Station, Stoneville, loam).

Brand	Variety ¹	Yield			Maturity date ²	Plant height	Lodging score
		2015	2-yr. avg.	3-yr. avg.			
		<i>bu/A</i>	<i>bu/A</i>	<i>bu/A</i>		<i>in</i>	<i>1-5</i>
Morsoy Extra	46X95	88.0	—	—	—	30	1
Dyna-Gro	31RY45	85.1	88.8	95.3	—	36	1
Mycogen	5N433R2	84.4	—	—	—	38	1
Mycogen	5N452R2	83.5	91.2	—	—	34	1
Croplan	R2C 4541	83.4	90.5	93.0	—	41	2
Delta Grow	DG4670R2Y	83.1	84.3	91.6	—	37	1
Credenz	CZ 4590 RY	82.3	—	—	—	42	1
USG	74F24RS	81.1	86.8	—	—	41	2
Armor	AR4615	80.7	—	—	—	37	2
Steyer	4303R2	80.4	86.2	—	—	41	3
Asgrow	AG4632	77.9	84.5	91.3	—	37	2
Armor	46-R65	77.3	82.1	89.1	—	45	2
Dyna-Gro	S43RY95	77.0	81.9	—	—	41	1
Asgrow	AG4533	75.4	84.6	91.5	—	43	1
Dyna-Gro	S46RY85	75.3	81.9	—	—	36	1
Steyer	4602R2	74.8	—	—	—	37	1
Armor	AR4504	74.5	80.0	—	—	38	1
Croplan	R2C4114	73.5	—	—	—	37	1
Progeny	P 4211 RY	73.1	79.4	88.0	—	37	1
Progeny	P 4613 RYS	73.0	83.0	89.2	—	40	2
NK Brand	S45-V8	71.7	77.7	—	—	36	1
Asgrow	AG4336	71.2	—	—	—	37	1
Asgrow	AG4232	71.1	76.1	84.9	—	36	1
Credenz	CZ 4181 RY	71.0	—	—	—	44	3
Great Heart Seed	GT-469CR2S	70.7	—	—	—	40	3
Asgrow	AG4135	68.4	72.1	—	—	33	1
Great Heart Seed	GT-435CR2	68.0	—	—	—	39	2
Mycogen	5N404R2	65.0	—	—	—	22	1
Armor	43-R51	62.2	—	—	—	39	2
Progeny	P 4214 RY	61.8	—	—	—	37	1
Mean		75.5					
LSD		7.3					
Error df		58.0					
CV		7.0					
R ²		72.1					
¹ Variety in italics denotes an experimental entry.							
² No maturity dates taken.							

Table 33. Roundup Ready Maturity Group IV Late Irrigated Soybeans (Delta Branch Experiment Station, Stoneville, loam).

Brand	Variety ¹	Yield			Maturity date ²	Plant height	Lodging score
		2015	2-yr. avg.	3-yr. avg.			
		<i>bu/A</i>	<i>bu/A</i>	<i>bu/A</i>		<i>in</i>	<i>1-5</i>
Armor	47-R70	88.3	—	—	—	37	1
Delta Grow	DG4790RR2	82.9	—	—	—	30	1
Great Heart Seed	GT-477CR2	81.8	—	—	—	38	2
Steyer	4802R2	80.5	—	—	—	32	2
Progeny	P 4757 RY	79.0	—	—	—	42	2
Progeny	P 4900 RY	78.8	82.9	91.5	—	32	1
NK Brand	S47-K5	77.7	78.5	—	—	34	1
Morsoy Extra	48X02	77.0	81.3	87.6	—	44	2
REV	49A75	76.8	—	—	—	38	3
REV	48A46	74.6	—	—	—	37	2
REV	49A55	74.3	78.2	—	—	37	1
NK Brand	S48-D9	73.4	—	—	—	42	1
Armor	AR49X	73.3	—	—	—	32	1
Delta Grow	DG4880RR	73.2	78.2	83.1	—	37	1
REV	49R94	72.9	76.9	84.8	—	38	2
Delta Grow	DG4970RR	72.8	74.6	79.8	—	44	1
GoSoy	4714GTS	72.6	—	—	—	49	2
Hornbeck	HBK RY4721	72.0	70.7	80.7	—	46	2
¹ Variety in italics denotes an experimental entry.							
² No maturity dates taken.							

Table 33 (cont.). Roundup Ready Maturity Group IV Late Irrigated Soybeans (Delta Branch Experiment Station, Stoneville, loam).

Brand	Variety ¹	Yield			Maturity date ²	Plant height	Lodging score
		2015	2-yr. avg.	3-yr. avg.			
		<i>bu/A</i>	<i>bu/A</i>	<i>bu/A</i>		<i>in</i>	<i>1-5</i>
USG	74A74RS	71.8	—	—	—	40	1
Armor	49-R44	71.7	—	—	—	40	1
Delta Grow	DG4935RR2/STS	71.5	—	—	—	40	2
Mycogen	5N490R2	71.4	—	—	—	39	1
Credenz	CZ 4959 RY	71.4	—	—	—	37	1
Dyna-Gro	37RY47	70.9	74.0	81.3	—	35	1
Asgrow	AG4835	70.1	78.0	—	—	42	1
USG	74B83RS	70.0	72.1	82.8	—	38	1
USG	74D95RS	69.9	—	—	—	38	1
Progeny	P 4788 RY	69.5	79.9	—	—	46	1
REV	49A14	69.3	—	—	—	49	1
Schillinger	495.RC	69.3	—	—	—	47	2
Dyna-Gro	S48RS53	69.2	76.8	81.9	—	37	1
Delta Grow	DG4825RR2/STS	68.8	80.6	87.5	—	34	1
U. of Missouri	<i>S11-20337</i>	68.5	—	—	—	34	1
Asgrow	AG4934	68.1	74.8	86.3	—	41	1
Delta Grow	DG4755RR2	67.9	72.1	77.5	—	40	1
Great Heart Seed	GT-476CR2	67.8	75.0	82.9	—	41	1
REV	47R34	67.8	71.5	82.3	—	36	3
Mycogen	5N479R2	67.5	76.1	—	—	35	1
REV	47R53	67.2	71.5	76.8	—	37	1
Progeny	P 4850 RYS	66.9	74.8	82.5	—	39	2
MorSoy Extra	49X85	66.2	—	—	—	49	2
Delta Grow	DG4775RR2/STS	65.9	77.7	—	—	38	1
Great Heart Seed	GT-482 CR2S	65.4	76.7	—	—	38	1
Croplan	R2C 4752S	65.4	72.5	81.2	—	39	2
Dyna-Gro	S49RY25	64.5	73.9	—	—	46	1
Delta Grow	DG4765RR2/STS	64.2	72.4	82.3	—	39	1
USG	74K95RS	62.8	—	—	—	41	2
GoSoy	4915R2	61.0	—	—	—	47	1
GoSoy	4914GTS	60.4	—	—	—	32	1
Delta Grow	DG4995 RR	60.0	—	—	—	21	1
Morsoy Extra	47X12	54.4	69.2	78.5	—	38	1
Mean		70.6					
LSD		8.8					
Error df		100					
CV		9.2					
R ²		58.3					

¹Variety in italics denotes an experimental entry.

²No maturity dates taken.

Table 34. Roundup Ready Maturity Group V Early Irrigated Soybeans (Delta Branch Experiment Station, Stoneville, loam).

Brand	Variety ¹	Yield			Maturity date ²	Plant height	Lodging score
		2015	2-yr. avg.	3-yr. avg.			
		<i>bu/A</i>	<i>bu/A</i>	<i>bu/A</i>		<i>in</i>	<i>1-5</i>
Asgrow	AG5332	90.7	91.1	96.6	—	36	1
Croplan	R2C 5081	90.2	90.8	89.5	—	32	1
NK Brand	S52-Y2	90.1	87.4	88.4	—	37	1
Delta Grow	DG5230RR2	88.5	89.3	—	—	33	1
Dyna-Gro	S52RY75	87.1	91.3	—	—	31	1
REV	51A56	86.9	—	—	—	40	1
Mycogen	5N501R2	86.0	82.4	—	—	45	1
Armor	50-R21	85.3	85.2	—	—	47	1
Asgrow	AG5335	84.3	84.7	—	—	43	1
U. of Missouri	<i>S11-20195</i>	84.3	—	—	—	34	1
Great Heart Seed	GT516CR2	84.2	84.8	—	—	41	1
Delta Grow	DG 5170 RR2/STS	84.1	—	—	—	49	1
Armor	51-R50	83.9	87.0	—	—	34	1
REV	52A94	83.5	86.2	—	—	32	1

¹Variety in italics denotes an experimental entry.

²No maturity dates taken.

Table 34 (cont.). Roundup Ready Maturity Group V Early Irrigated Soybeans (Delta Branch Experiment Station, Stoneville, Ioam).

Brand	Variety ¹	Yield			Maturity date ²	Plant height	Lodging score
		2015	2-yr. avg.	3-yr. avg.			
		<i>bu/A</i>	<i>bu/A</i>	<i>bu/A</i>		<i>in</i>	<i>1-5</i>
Mycogen	5N522R2	83.1	87.0	—	—	30	1
Asgrow	AG5535	82.8	84.7	—	—	32	1
Armor	AR5605	82.2	—	—	—	36	1
REV	54R84	81.8	83.8	85.2	—	24	1
Asgrow	AG5533	81.7	89.6	—	—	35	1
Asgrow	AG5233	80.6	77.4	87.1	—	34	1
REV	55R53	79.1	81.2	86.0	—	27	1
Progeny	P 5101 RY	79.0	—	—	—	40	1
Armor	AR5205	79.0	—	—	—	47	1
Progeny	P 5226 RYS	78.7	—	—	—	50	1
Progeny	P 5213 RY	78.6	80.5	84.1	—	49	1
MorSoy Extra	55X75	78.0	—	—	—	32	1
NK Brand	S50-J7	77.7	—	—	—	44	1
U. of Arkansas	R11-89RY	76.5	—	—	—	23	1
Schillinger	5220.RC	76.2	—	—	—	46	1
Mycogen	5N550R2	76.1	82.2	—	—	40	1
Delta Grow	DG5625RR2	75.7	—	—	—	31	1
NK Brand	S55-Q3	75.6	83.9	—	—	43	1
U. of Arkansas	R10-197RY	75.4	81.1	—	—	30	1
U. of Arkansas	UA 5414RR	75.0	—	—	—	31	1
REV	56R63	74.5	81.2	84.5	—	34	1
Progeny	P 5333 RY	73.9	79.3	86.0	—	34	1
USG	75J45R	72.2	—	—	—	32	1
Progeny	P 5610 RY	72.2	76.9	77.7	—	32	1
Dyna-Gro	32RY55	72.0	—	—	—	32	1
Dyna-Gro	S56RY84	71.4	82.3	85.1	—	40	1
Progeny	P 5555 RY	70.9	79.8	84.6	—	44	1
Delta Grow	DG5575RR2	68.0	76.4	81.5	—	40	1
Armor	55-R68	66.1	—	—	—	31	1
Mean		79.6					
LSD		9.7					
Error df		84					
CV		8.9					
R ²		53.4					

¹Variety in italics denotes an experimental entry.
²No maturity dates taken.

Table 35. Roundup Ready Maturity Group V Late Irrigated Soybeans (Delta Branch Experiment Station, Stoneville, Ioam).

Brand	Variety	Yield			Maturity date ¹	Plant height	Lodging score
		2015	2-yr. avg.	3-yr. avg.			
		<i>bu/A</i>	<i>bu/A</i>	<i>bu/A</i>		<i>in</i>	<i>1-5</i>
USG	75B75R	82.6	—	—	—	33	1
Progeny	P 5752 RY	80.7	—	—	—	31	1
Asgrow	AG5831	78.2	81.6	78.8	—	26	1
REV	57R21	76.6	87.1	88.8	—	42	1
Dyna-Gro	39RY57	68.6	79.0	80.4	—	39	1
NK Brand	S59-V9	66.6	—	—	—	31	1
NK Brand	S58-Z4	62.4	—	—	—	34	1
Dyna-Gro	S57RY26	61.8	—	—	—	30	1
Mean		72.7					
LSD		8.4					
Error df		14					
CV		8.1					
R ²		75.8					

¹No maturity dates taken.

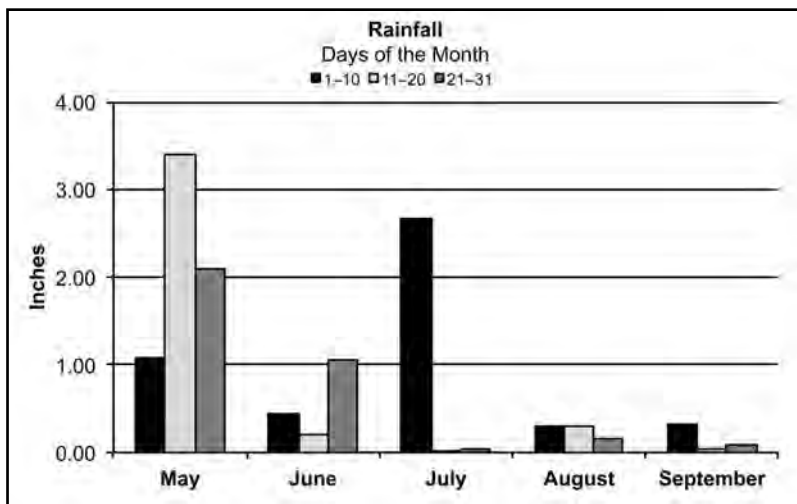
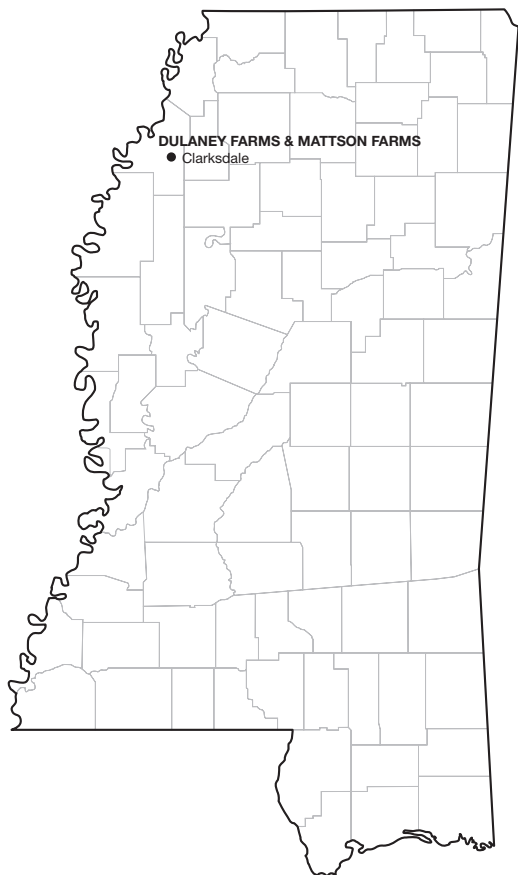
CLARKSDALE IRRIGATED, DULANEY FARMS

Crop Summary

Soybean plots were planted into a stale seedbed in early May. The plots quickly emerged to a good stand. Timely irrigation allowed for sufficient soil moisture throughout

the season. Harvest was completed in a timely manner without difficulties and good yields were observed at this location.

Planting date:May 4
Harvest date:IV Early and IV Late Roundup Ready on September 30
.....V Early and V Late Roundup Ready on October 14
Soil type:Sharkey clay
Soil pH:6.6
Soil fertility:P=H, K=H
Previous crop:Rice
Irrigation dates:Furrow irrigated, as needed
Herbicide applied:Preemergence – Authority MTZ @ 12 oz/A, Dual II Magnum @ 32 oz/A,
and Gramoxone SL @ 32 oz/A on May 4
.....Postemergence – Roundup PowerMax @ 32 oz/A and Firstrate @ 0.6 oz/A
on July 1



Rainfall Summary

	Inches
May	.648
June	.086
July	.229
August	.106
September	.093
Total	11.62

Table 36. Roundup Ready Maturity Group IV Early Irrigated Soybeans (Dulaney Farms, Coahoma County).

Brand	Variety ¹	Yield			Maturity date	Plant height	Lodging score
		2015	2-yr. avg.	3-yr. avg.			
		<i>bu/A</i>	<i>bu/A</i>	<i>bu/A</i>		<i>in</i>	<i>1-5</i>
Morsoy Extra	46X95	86.4	—	—	9/25	32	1
Steyer	4303R2	85.2	79.0	—	9/21	35	1
Progeny	P 4613 RYS	85.1	83.0	66.1	9/23	32	1
Steyer	4602R2	84.7	—	—	9/23	28	1
Asgrow	AG4632	84.3	87.6	79.2	9/24	34	1
Armor	46-R65	83.8	76.7	69.3	9/23	32	1
Mycogen	5N452R2	83.7	84.7	—	9/24	29	1
Great Heart Seed	GT-469CR2S	83.1	—	—	9/22	31	1
Dyna-Gro	31RY45	82.7	83.6	73.2	9/23	30	1
USG	74F24RS	82.1	74.8	—	9/22	34	1
Croplan	R2C 4541	81.3	85.7	74.8	9/22	35	1
Asgrow	AG4533	81.1	83.4	71.6	9/22	34	1
Great Heart Seed	GT-435CR2	80.8	—	—	9/17	30	1
Armor	AR4615	79.4	—	—	9/24	32	1
Armor	AR4504	79.2	75.6	—	9/23	28	1
Delta Grow	DG4670R2Y	79.2	79.3	70.7	9/24	30	1
Dyna-Gro	S46RY85	78.9	75.3	—	9/23	25	1
Croplan	R2C4114	78.5	—	—	9/14	27	1
Credenz	CZ 4590 RY	78.0	—	—	9/21	32	1
Asgrow	AG4336	77.5	—	—	9/20	33	1
NK Brand	S45-V8	77.0	74.3	—	9/22	29	1
Mycogen	5N433R2	76.8	—	—	9/22	31	1
Dyna-Gro	S43RY95	76.6	76.5	—	9/22	34	1
Progeny	P 4211 RY	75.7	72.0	62.9	9/18	26	1
Asgrow	AG4135	75.0	69.9	—	9/15	28	1
Credenz	CZ 4181 RY	74.7	—	—	9/17	32	1
Asgrow	AG4232	73.6	68.1	58.4	9/21	29	1
Mycogen	5N404R2	72.6	—	—	9/09	23	1
Progeny	P 4214 RY	72.3	—	—	9/17	35	1
Armor	43-R51	69.9	—	—	9/16	35	1
Mean		79.3					
LSD		8.4					
Error df		58					
CV		7.8					
R ²		50.9					

¹Variety in italics denotes an experimental entry.

Table 37. Roundup Ready Maturity Group IV Late Irrigated Soybeans (Dulaney Farms, Coahoma County).

Brand	Variety ¹	Yield			Maturity date	Plant height	Lodging score
		2015	2-yr. avg.	3-yr. avg.			
		<i>bu/A</i>	<i>bu/A</i>	<i>bu/A</i>		<i>in</i>	<i>1-5</i>
Delta Grow	DG4790RR2	94.7	—	—	9/27	35	1
Great Heart Seed	GT-477CR2	92.9	—	—	9/28	32	1
Progeny	P 4757 RY	92.1	—	—	9/24	34	1
Progeny	P 4788 RY	92.1	85.2	—	9/22	38	1
GoSoy	4915R2	90.7	—	—	9/26	32	1
Armor	47-R70	90.5	—	—	9/28	37	1
Mycogen	5N479R2	89.9	81.7	—	9/26	35	1
REV	47R34	89.0	83.3	78.9	9/21	28	1
Delta Grow	DG4935RR2/STS	89.0	—	—	9/25	32	1
Croplan	R2C 4752S	88.9	83.7	78.8	9/26	33	1
NK Brand	S47-K5	88.7	83.8	—	9/27	31	1
REV	49R94	88.2	79.7	71.6	9/27	33	1
Morsoy Extra	47X12	88.0	81.8	77.0	9/26	35	1
Asgrow	AG4835	87.0	81.3	—	9/28	35	1
Dyna-Gro	S48RS53	85.9	80.6	76.1	9/26	37	1
Progeny	P 4850 RYS	85.9	78.6	74.1	9/26	35	1
REV	49A75	84.9	—	—	9/24	38	1

¹Variety in italics denotes an experimental entry.

Table 37 (continued). Roundup Ready Maturity Group IV Late Irrigated Soybeans (Dulaney Farms, Coahoma County).

Brand	Variety ¹	Yield			Maturity date	Plant height	Lodging score
		2015	2-yr. avg.	3-yr. avg.			
		<i>bu/A</i>	<i>bu/A</i>	<i>bu/A</i>		<i>in</i>	<i>1-5</i>
Dyna-Gro	S49RY25	84.6	79.4	—	9/27	39	1
Progeny	P 4900 RY	84.6	81.1	76.1	9/29	29	1
Hornbeck	HBK RY4721	83.8	73.9	69.2	9/28	40	1
Delta Grow	DG4765RR2/STS	83.4	81.0	72.8	9/26	30	1
USG	74K95RS	83.1	—	—	9/27	32	1
Schillinger	495.RC	83.1	—	—	9/28	40	1
REV	48A46	82.8	—	—	9/26	32	1
Delta Grow	DG4755RR2	82.7	77.7	71.1	9/26	35	1
Morsoy Extra	48X02	82.7	81.3	78.0	9/24	34	1
Great Heart Seed	GT-476CR2	82.2	79.6	73.1	9/22	38	1
USG	74D95RS	81.7	—	—	9/24	32	1
USG	74B83RS	81.5	77.2	74.0	9/26	29	1
Delta Grow	DG4880RR	81.5	81.2	67.2	9/26	23	1
Armor	AR49X	80.8	—	—	9/28	30	1
REV	49A14	78.5	—	—	9/28	32	1
NK Brand	S48-D9	78.4	—	—	9/30	27	1
Delta Grow	DG4970RR	78.3	75.6	63.9	9/24	38	1
Great Heart Seed	GT-482 CR2S	78.0	75.7	—	9/28	31	1
Asgrow	AG4934	77.7	72.8	70.2	9/27	30	1
Steyer	4802R2	77.6	—	—	9/28	30	1
USG	74A74RS	77.1	—	—	9/26	31	1
MorSoy Extra	49X85	76.7	—	—	9/29	30	1
REV	49A55	76.5	75.4	—	9/22	38	1
REV	47R53	76.4	72.1	70.3	9/17	27	1
Armor	49-R44	75.8	—	—	9/28	33	1
Delta Grow	DG4775RR2/STS	75.5	71.5	—	9/27	38	1
GoSoy	4714GTS	75.4	—	—	9/21	37	1
Mycogen	5N490R2	74.8	—	—	9/28	28	1
Credenz	CZ 4959 RY	74.3	—	—	9/25	33	1
Dyna-Gro	37RY47	73.9	74.2	73.1	9/22	31	1
Delta Grow	DG4825RR2/STS	72.3	70.6	65.7	9/28	26	1
U. of Missouri	<i>S11-20337</i>	71.1	—	—	9/28	21	1
GoSoy	4914GTS	67.7	—	—	9/28	21	1
Delta Grow	DG4995 RR	65.2	—	—	9/27	20	1
Mean		81.9					
LSD		7.1					
Error df		100					
CV		6.4					
R ²		73					

¹Variety in italics denotes an experimental entry.

Table 38. Roundup Ready Maturity Group V Early Irrigated Soybeans (Dulaney Farms, Coahoma County).

Brand	Variety ¹	Yield			Maturity date	Plant height	Lodging score
		2015	2-yr. avg.	3-yr. avg.			
		<i>bu/A</i>	<i>bu/A</i>	<i>bu/A</i>		<i>in</i>	<i>1-5</i>
Armor	55-R68	88.7	—	—	10/06	29	1
Progeny	P 5555 RY	88.0	87.0	83.6	10/03	28	1
Mycogen	5N550R2	86.7	84.2	—	10/01	32	1
Mycogen	5N501R2	86.0	79.7	—	9/30	41	1
Progeny	P 5610 RY	85.8	84.6	78.7	10/05	24	1
Progeny	P 5213 RY	85.8	69.8	69.4	10/06	43	1
Dyna-Gro	S52RY75	85.3	82.4	—	10/11	22	1
Great Heart Seed	GT516CR2	85.1	83.8	—	9/28	39	1
REV	55R53	84.9	80.9	77.4	10/03	21	1
Asgrow	AG5332	84.3	78.1	77.1	10/06	36	1
Delta Grow	DG 5170 RR2/STS	84.2	—	—	10/11	35	1
Progeny	P 5101 RY	83.5	—	—	9/28	29	1

¹Variety in italics denotes an experimental entry.

Table 38 (continued). Roundup Ready Maturity Group V Early Irrigated Soybeans (Dulaney Farms, Coahoma County).

Brand	Variety ¹	Yield			Maturity date	Plant height	Lodging score
		2015	2-yr. avg.	3-yr. avg.			
		<i>bu/A</i>	<i>bu/A</i>	<i>bu/A</i>		<i>in</i>	<i>1-5</i>
MorSoy Extra	55X75	81.6	—	—	9/24	25	1
Asgrow	AG5535	81.0	79.7	—	10/07	25	1
Armor	AR5205	80.8	—	—	10/11	37	1
Progeny	P 5226 RYS	80.7	—	—	10/05	36	1
REV	56R63	80.6	85.1	80.4	10/08	28	1
NK Brand	S52-Y2	80.3	75.3	74.8	9/30	37	1
Dyna-Gro	S56RY84	80.3	77.4	76.2	10/03	31	1
REV	54R84	80.3	81.2	79.6	10/02	17	1
Armor	51-R50	79.9	79.1	—	10/06	31	1
NK Brand	S55-Q3	79.5	81.3	—	10/07	28	1
REV	52A94	79.1	82.6	—	9/30	26	1
Asgrow	AG5233	78.6	71.7	72.2	10/05	29	1
NK Brand	S50-J7	77.8	—	—	10/09	38	2
U. of Arkansas	<i>R11-89RY</i>	77.3	—	—	10/05	24	1
USG	75J45R	76.8	—	—	9/29	28	1
Progeny	P 5333 RY	76.8	79.6	73.7	10/11	20	1
Armor	AR5605	76.7	—	—	10/08	22	1
Asgrow	AG5335	76.1	78.7	—	9/30	37	1
Dyna-Gro	32RY55	75.9	—	—	10/06	37	1
Armor	50-R21	74.7	75.5	—	10/06	37	1
Delta Grow	DG5230RR2	74.7	74.0	—	10/01	21	1
U. of Arkansas	<i>R10-197RY</i>	74.0	73.5	—	10/10	29	1
Mycogen	5N522R2	73.8	76.3	—	9/30	27	1
Asgrow	AG5533	73.0	77.8	—	10/05	25	1
Delta Grow	DG5575RR2	71.9	61.3	66.2	10/07	30	1
REV	51A56	71.7	—	—	9/29	32	1
Croplan	R2C 5081	69.2	76.4	75.2	10/02	28	1
Schillinger	5220.RC	67.4	—	—	10/01	33	1
Delta Grow	DG5625RR2	65.6	—	—	10/06	26	1
U. of Missouri	<i>S11-20195</i>	60.5	—	—	9/30	22	1
U. of Arkansas	UA 5414RR	58.5	—	—	10/03	22	1
Mean		78.2					
LSD		8.8					
Error df		84					
CV		8.3					
R ²		67.7					

¹Variety in italics denotes an experimental entry.

Table 39. Roundup Ready Maturity Group V Late Irrigated Soybeans (Dulaney Farms, Coahoma County).

Brand	Variety ¹	Yield			Maturity date	Plant height	Lodging score
		2015	2-yr. avg.	3-yr. avg.			
		<i>bu/A</i>	<i>bu/A</i>	<i>bu/A</i>		<i>in</i>	<i>1-5</i>
Progeny	P 5752 RY	82.0	—	—	10/07	32	1
Dyna-Gro	S57RY26	79.4	—	—	10/10	26	1
NK Brand	S58-Z4	79.3	—	—	10/08	33	1
REV	57R21	78.4	83.2	77.8	9/30	29	1
Dyna-Gro	39RY57	78.4	79.5	76.8	10/07	34	1
USG	75B75R	74.8	—	—	10/06	35	1
NK Brand	S59-V9	74.4	—	—	10/12	28	1
Asgrow	AG5831	72.6	70.4	68.3	10/09	32	1
Mean		77.4					
LSD		8.5					
Error df		14					
CV		7.6					
R ²		48.7					

¹Variety in italics denotes an experimental entry.

CLARKSDALE NONIRRIGATED, MATTSON FARMS

Crop Summary

Plots were planted into a stale seedbed following the previous year's soybean crop. All plots quickly emerged to a stand. The plots experienced a hot and dry period dur-

ing midsummer but were still able to produce respectable yields for a dryland location. All plots were harvested in a timely manner.

Planting date:May 1

Harvest date:IV Early Roundup Ready on September 18
 IV Late Roundup Ready on September 25

Soil type:Dubbs very fine sandy loam

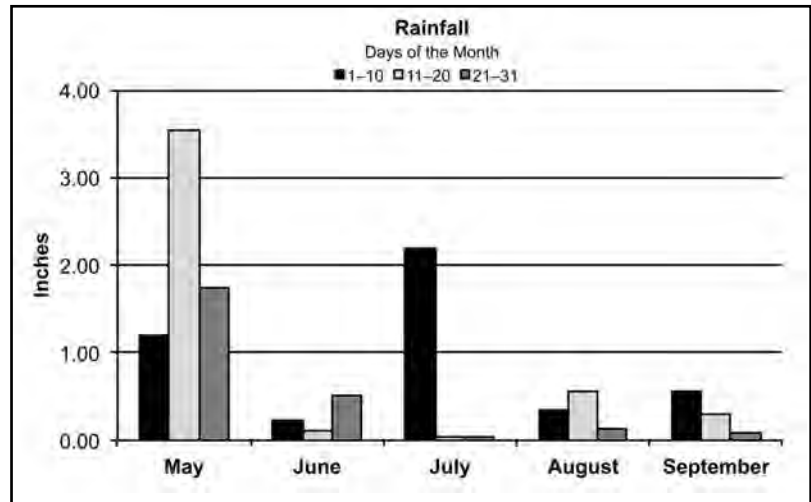
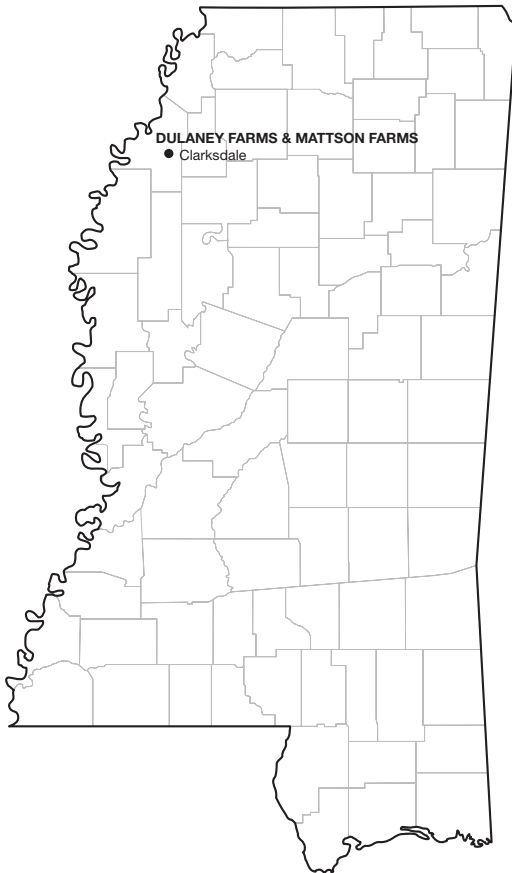
Soil pH:5.2

Soil fertility:P=H⁺, K=H⁺

Previous crop:Soybean

Herbicide applied:Preemergence — Authority MTZ @ 12 oz/A, Dual II Magnum @ 32 oz/A, Gramoxone SL @ 32 oz/A, and Python @ 1.3 oz/A on May 1

Postemergence — Roundup PowerMax @ 32 oz/A and Select @ 12 oz/A on June 12; Roundup PowerMax @ 32 oz/A and Firstrate @ 0.6 oz/A on July 1



Rainfall Summary

	Inches
May	6.57
June	1.68
July	2.71
August	0.74
September	0.43
Total	12.13

Table 40. Roundup Ready Maturity Group IV Early Nonirrigated Soybeans (Mattson Farms, Coahoma County).

Brand	Variety ¹	Yield			Maturity date	Plant height	Lodging score
		2015	2-yr. avg.	3-yr. avg.			
		<i>bu/A</i>	<i>bu/A</i>	<i>bu/A</i>		<i>in</i>	<i>1-5</i>
Morsoy Extra	46X95	61.8	—	—	9/20	30	1
Progeny	P 4613 RYS	61.6	66.4	66.4	9/19	28	1
Armor	46-R65	60.3	71.5	68.3	9/19	28	1
Armor	43-R51	59.5	—	—	9/08	30	1
Steyer	4602R2	59.3	—	—	9/12	26	1
Mycogen	5N452R2	59.3	66.7	—	9/18	23	1
USG	74F24RS	58.9	69.8	—	9/12	29	1
Croplan	R2C 4541	58.7	71.4	71.6	9/12	27	1
Armor	AR4504	58.6	67.6	—	9/15	26	1
Delta Grow	DG4670R2Y	56.7	65.6	59.6	9/19	24	1
NK Brand	S45-V8	56.5	64.9	—	9/14	26	1
Dyna-Gro	31RY45	55.9	66.8	66.6	9/19	26	1
Great Heart Seed	GT-469CR2S	55.7	—	—	9/18	26	1
Armor	AR4615	55.5	—	—	9/18	31	1
Asgrow	AG4533	54.3	61.9	62.2	9/15	34	1
Steyer	4303R2	54.2	64.6	—	9/12	31	1
Asgrow	AG4632	54.2	60.2	63.7	9/18	27	1
Progeny	P 4214 RY	54.2	—	—	9/10	29	1
Dyna-Gro	S43RY95	52.7	61.3	—	9/12	25	1
Mycogen	5N433R2	52.6	—	—	9/17	28	1
Dyna-Gro	S46RY85	51.5	61.1	—	9/18	23	1
Asgrow	AG4232	49.9	62.8	62.4	9/08	28	1
Credenz	CZ 4590 RY	49.7	—	—	9/14	30	1
Croplan	R2C4114	49.2	—	—	9/03	23	1
Credenz	CZ 4181 RY	48.9	—	—	9/04	27	1
Progeny	P 4211 RY	48.3	54.2	57.1	9/09	25	1
Great Heart Seed	GT-435CR2	46.1	—	—	9/04	26	1
Asgrow	AG4135	41.9	50.5	—	8/31	26	1
Asgrow	AG4336	41.6	—	—	9/02	27	1
Mycogen	5N404R2	40.6	—	—	9/02	22	1
Mean		53.6					
LSD		8.5					
Error df		58					
CV		11.6					
R ²		58.8					
¹ Variety in italics denotes an experimental entry.							

Table 41. Roundup Ready Maturity Group IV Late Nonirrigated Soybeans (Mattson Farms, Coahoma County).

Brand	Variety ¹	Yield			Maturity date	Plant height	Lodging score
		2015	2-yr. avg.	3-yr. avg.			
		<i>bu/A</i>	<i>bu/A</i>	<i>bu/A</i>		<i>in</i>	<i>1-5</i>
REV	48A46	72.8	—	—	9/23	28	1
Delta Grow	DG4790RR2	72.3	—	—	9/20	34	1
Hornbeck	HBK RY4721	71.4	70.5	69.0	9/21	33	1
NK Brand	S47-K5	68.3	61.1	—	9/21	28	1
Armor	47-R70	68.2	—	—	9/27	31	1
Asgrow	AG4835	68.0	76.6	—	9/22	30	1
Croplan	R2C 4752S	67.4	62.6	63.9	9/22	30	1
REV	47R53	67.3	70.2	72.2	9/15	26	1
REV	47R34	66.6	73.2	73.4	9/22	25	1
Mycogen	5N479R2	66.3	76.2	—	9/26	31	1
USG	74D95RS	66.2	—	—	9/26	26	1
REV	49R94	62.8	67.0	67.5	9/23	29	1
Morsoy Extra	47X12	62.7	61.8	60.1	9/23	34	1
Dyna-Gro	S48RS53	62.4	68.3	64.9	9/20	32	1
REV	49A14	62.1	—	—	9/23	35	1
Armor	AR49X	61.7	—	—	9/27	30	1
Delta Grow	DG4765RR2/STS	61.2	59.4	60.3	9/21	27	1
¹ Variety in italics denotes an experimental entry.							

Table 41 (continued). Roundup Ready Maturity Group IV Late Nonirrigated Soybeans (Mattson Farms, Coahoma County).

Brand	Variety ¹	Yield			Maturity date	Plant height	Lodging score
		2015	2-yr. avg.	3-yr. avg.			
		<i>bu/A</i>	<i>bu/A</i>	<i>bu/A</i>		<i>in</i>	<i>1-5</i>
Dyna-Gro	S49RY25	61.1	70.7	—	9/22	35	1
MorSoy Extra	48X02	60.4	64.4	69.0	9/23	38	1
GoSoy	4714GTS	60.3	—	—	9/19	31	1
Progeny	P 4788 RY	60.3	58.6	—	9/24	27	1
Progeny	P 4757 RY	60.2	—	—	9/23	29	1
MorSoy Extra	49X85	60.1	—	—	9/24	40	1
Mycogen	5N490R2	59.6	—	—	9/23	34	1
GoSoy	4914GTS	58.5	—	—	9/23	23	1
Delta Grow	DG4935RR2/STS	57.6	—	—	9/20	29	1
USG	74B83RS	56.8	60.6	65.7	9/24	29	1
Asgrow	AG4934	56.5	57.9	60.5	9/21	29	1
Dyna-Gro	37RY47	56.4	62.7	64.2	9/19	26	1
Delta Grow	DG4825RR2/STS	55.8	64.6	64.0	9/21	22	1
REV	49A55	55.3	64.3	—	9/19	32	1
GoSoy	4915R2	55.3	—	—	9/21	31	1
Delta Grow	DG4755RR2	54.4	58.5	61.0	9/24	26	1
USG	74K95RS	53.3	—	—	9/21	30	1
Delta Grow	DG4775RR2/STS	53.2	55.6	—	9/22	30	1
Steyer	4802R2	52.6	—	—	9/23	30	1
Schillinger	495.RC	52.4	—	—	9/23	37	2
Great Heart Seed	GT-476CR2	51.6	55.6	65.7	9/24	24	1
U. of Missouri	<i>S11-20337</i>	51.6	—	—	9/20	17	1
REV	49A75	51.4	—	—	9/19	33	1
NK Brand	S48-D9	51.2	—	—	9/25	20	1
USG	74A74RS	50.3	—	—	9/21	30	1
Great Heart Seed	GT-477CR2	49.5	—	—	9/25	18	1
Credenz	CZ 4959 RY	48.7	—	—	9/19	21	1
Delta Grow	DG4970RR	46.0	57.7	57.2	9/21	23	1
Armor	49-R44	45.5	—	—	9/18	23	1
Great Heart Seed	GT-482 CR2S	45.1	49.2	—	9/24	30	1
Delta Grow	DG4880RR	43.3	65.0	66.2	9/22	22	1
Progeny	P 4900 RY	42.1	48.7	51.6	9/19	24	1
Progeny	P 4850 RYS	42.0	54.2	59.0	9/18	28	1
Delta Grow	DG4995 RR	40.3	—	—	9/24	16	1
Mean		57.4					
LSD		11.4					
Error df		100					
CV		14.7					
R ²		61					
¹ Variety in italics denotes an experimental entry.							

BROOKSVILLE, BLACK BELT BRANCH

Crop Summary

Soil conditions during the early spring were very wet. The plots were planted in late April into a stale seedbed with adequate moisture for germination. After planting, the weather turned hot and dry at this location. After the

next rainfall event, the plots finally emerged to a stand. Rainfall was not frequent or timely throughout the season. As a result, some of the varieties at this location experienced yields that were below average for this location.

Planting date:April 30

Harvest date:IV Early Roundup Ready on September 16

IV Late Roundup Ready and IV Liberty Link on September 25

V Early, V Late Roundup Ready, and IV Conventional on October 1

V Liberty Link and V Conventional on October 8

Soil type:Brooksville silty clay

Soil pH:5.9

Soil fertility:P=H, K=M

Previous crop:Corn

Herbicide applied:Preemergence — Authority MTZ @ 12 oz/A, Dual II Magnum @ 32 oz/A, Gramoxone SL @ 32 oz/A, and Python @ 1.3 oz/A on April 30

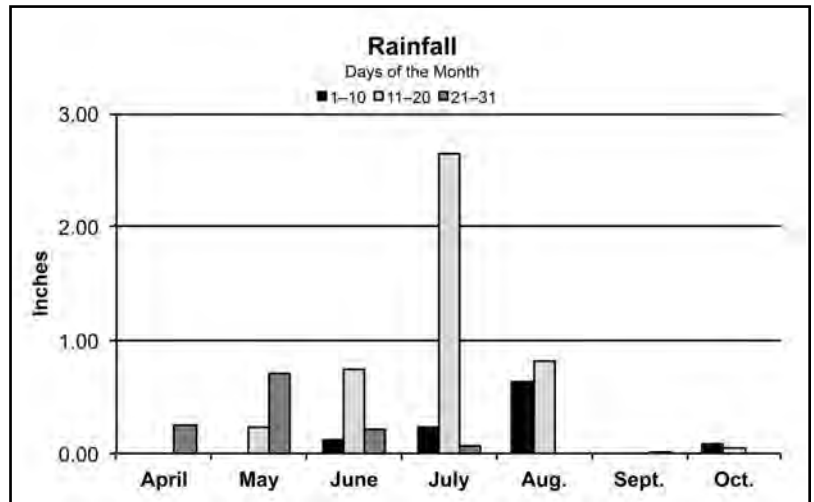
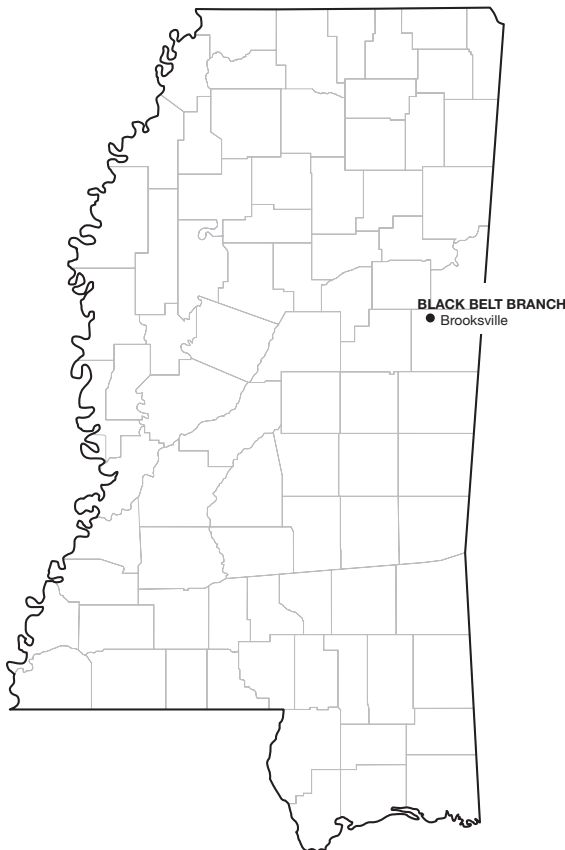
Postemergence —

Roundup Ready — Roundup PowerMax @ 32 oz/A and Firstrate @ 0.6 oz/A on June 26

Liberty Link — Liberty @ 30 oz/A and Firstrate @ 0.6 oz/A on June 26

Conventional — Select @ 12 oz/A and Firstrate @ 0.6 oz/A on June 26

Insecticide applied:Brigade @ 6 oz/A on June 26; Belt @ 2 oz/A and Grizzly @ 1.92 oz/A on August 10



Rainfall Summary

	Inches
April	.025
May	.095
June	1.09
July	2.96
August	1.46
September	.01
October	.13
Total	6.85

Table 42. Maturity Group IV Conventional Soybeans (Black Belt Branch Station, Brooksville).

Brand	Variety ¹	Yield			Maturity date	Plant height	Lodging score
		2015	2-yr. avg.	3-yr. avg. ²			
		<i>bu/A</i>	<i>bu/A</i>	<i>bu/A</i>		<i>in</i>	<i>1-5</i>
U. of Arkansas	<i>R09-1589</i>	58.7	—	—	9/17	24	1
U. of Arkansas	<i>UA 5714HP</i>	52.4	—	—	9/23	20	1
MPV	483C	48.2	51.8	—	9/17	22	1
U. of Arkansas	<i>UA 5014C</i>	42.9	—	—	9/20	19	1
USG	Ellis	41.6	47.6	—	9/18	16	1
GoSoy	IRENE	41.4	—	—	9/22	20	1
GoSoy	GLIDER	37.9	—	—	9/07	20	1
U. of Missouri	<i>S12-3791</i>	24.4	—	—	8/31	20	1
Mean		43.4					
LSD		8.8					
Error df		14					
CV		14.3					
R ²		83					

¹Variety in italics denotes an experimental entry.
²No 3-year averages

Table 43. Maturity Group V Conventional Nonirrigated Soybeans (Black Belt Branch Station, Brooksville).

Brand	Variety ¹	Yield			Maturity date	Plant height	Lodging score
		2015	2-yr. avg.	3-yr. avg.			
		<i>bu/A</i>	<i>bu/A</i>	<i>bu/A</i>		<i>in</i>	<i>1-5</i>
U. of Missouri	<i>S11-20124</i>	57.2	53.3	—	9/21	18	1
U. of Missouri	<i>S11-16653</i>	55.8	—	—	9/24	24	1
USDA-ARS	<i>JTN-5110</i>	53.0	54.9	—	9/21	17	1
U. of Missouri	<i>S11-17025</i>	52.0	—	—	9/18	24	1
U. of Arkansas	UA5612	48.6	49.6	51.4	9/26	22	1
GoSoy	LELAND	46.2	48.3	49.9	9/21	21	1
U. of Arkansas	<i>R09-430</i>	45.9	49.6	—	9/26	21	1
U. of Arkansas	UA5213C	43.0	45.7	—	9/23	23	1
U. of Arkansas	<i>R10-230</i>	42.3	—	—	9/17	20	1
U. of Arkansas	Osage	32.1	38.3	41.3	9/20	22	1
Mean		47.6					
LSD		7.9					
Error df		18					
CV		11.8					
R ²		75.9					

¹Variety in italics denotes an experimental entry.

Table 44. Roundup Ready Maturity Group IV Early Nonirrigated Soybeans (Black Belt Branch Station, Brooksville).

Brand	Variety ¹	Yield			Maturity date	Plant height	Lodging score
		2015	2-yr. avg.	3-yr. avg.			
		<i>bu/A</i>	<i>bu/A</i>	<i>bu/A</i>		<i>in</i>	<i>1-5</i>
Credenz	CZ 4590 RY	41.1	—	—	9/08	26	1
Delta Grow	DG4670R2Y	39.8	46.1	50.5	9/04	27	1
Morsoy Extra	46X95	39.6	—	—	9/06	25	1
Dyna-Gro	31RY45	38.0	49.2	52.1	9/08	23	1
Mycogen	5N452R2	37.7	48.8	—	9/01	24	1
Asgrow	AG4632	36.9	46.8	49.5	8/28	27	1
Croplan	R2C 4541	36.9	48.1	51.4	9/08	23	1
Dyna-Gro	S43RY95	36.1	46.8	—	8/30	28	1
Steyer	4602R2	36.1	—	—	9/04	21	1
Armor	<i>AR4615</i>	34.7	—	—	9/10	26	1
Great Heart Seed	GT-469CR2S	34.6	—	—	9/10	27	1
Progeny	P 4214 RY	34.5	—	—	8/31	24	1
Mycogen	5N433R2	34.5	—	—	9/03	25	1

¹Variety in italics denotes an experimental entry.

Table 44 (continued). Roundup Ready Maturity Group IV Early Nonirrigated Soybeans (Black Belt Branch Station, Brooksville).

Brand	Variety ¹	Yield			Maturity date	Plant height	Lodging score
		2015	2-yr. avg.	3-yr. avg.			
		<i>bu/A</i>	<i>bu/A</i>	<i>bu/A</i>		<i>in</i>	<i>1-5</i>
Steyer	4303R2	32.9	44.1	—	8/29	26	1
Progeny	P 4613 RYS	32.8	44.9	49.4	8/28	26	1
Armor	46-R65	32.3	45.7	48.2	9/10	27	1
Mycogen	5N404R2	32.1	—	—	8/20	23	1
Dyna-Gro	S46RY85	31.7	45.1	—	8/30	23	1
Asgrow	AG4533	31.3	44.5	48.6	8/21	26	1
Armor	43-R51	30.9	—	—	8/30	27	1
USG	74F24RS	29.6	43.5	—	8/30	27	1
Asgrow	AG4336	29.3	—	—	8/21	26	1
Credenz	CZ 4181 RY	28.9	—	—	9/08	23	1
Armor	AR4504	28.3	43.4	—	8/21	22	1
Progeny	P 4211 RY	28.1	39.1	45.2	8/30	22	1
NK Brand	S45-V8	27.5	37.4	—	8/28	23	1
Asgrow	AG4232	26.7	39.3	44.5	8/31	27	1
Great Heart Seed	GT-435CR2	25.1	—	—	8/27	24	1
Croplan	R2C4114	23.7	—	—	8/28	23	1
Asgrow	AG4135	23.3	34.7	—	8/26	21	1
Mean		32.5					
LSD		7.5					
Error df		58					
CV		16.9					
R ²		53.7					

¹Variety in italics denotes an experimental entry.

Table 45. Roundup Ready Maturity Group IV Late Nonirrigated Soybeans (Black Belt Branch Station, Brooksville).

Brand	Variety ¹	Yield			Maturity date	Plant height	Lodging score
		2015	2-yr. avg.	3-yr. avg.			
		<i>bu/A</i>	<i>bu/A</i>	<i>bu/A</i>		<i>in</i>	<i>1-5</i>
Dyna-Gro	S49RY25	58.2	56.0	—	9/08	31	1
REV	48A46	56.4	—	—	9/09	26	1
REV	49A75	56.1	—	—	9/19	26	1
GoSoy	4714GTS	52.9	—	—	9/08	29	1
Asgrow	AG4835	52.4	51.9	—	9/16	33	1
Dyna-Gro	S48RS53	52.1	53.1	56.2	9/07	25	1
GoSoy	4915R2	51.5	—	—	9/05	30	1
REV	49A14	51.5	—	—	9/14	25	1
MorSoy Extra	49X85	51.4	—	—	9/17	29	1
USG	74D95RS	51.2	—	—	9/05	25	1
Armor	49-R44	50.1	—	—	9/15	27	1
Delta Grow	DG4765RR2/STS	50.1	56.9	57.3	9/07	30	1
Asgrow	AG4934	49.6	51.8	52.5	9/16	28	1
USG	74K95RS	49.4	—	—	9/06	27	1
Delta Grow	DG4790RR2	48.7	—	—	9/09	27	1
Delta Grow	DG4935RR2/STS	48.3	—	—	9/09	26	1
Progeny	P 4850 RYS	47.4	53.2	55.5	9/15	25	1
Progeny	P 4788 RY	47.3	52.1	—	9/08	27	1
REV	47R34	47.3	56.6	58.2	9/03	24	1
Armor	AR49X	47.0	—	—	9/10	22	1
U. of Missouri	S11-20337	46.1	—	—	9/21	21	1
REV	49A55	45.7	49.8	—	9/13	23	1
Delta Grow	DG4970RR	45.7	47.4	50.1	9/10	29	1
Delta Grow	DG4995 RR	45.6	—	—	9/17	25	1
REV	49R94	44.0	50.3	52.1	9/08	23	1
Morsoy Extra	47X12	43.8	52.4	55.8	9/15	27	1
REV	47R53	43.7	52.9	52.1	9/03	23	1
Great Heart Seed	GT-477CR2	43.6	—	—	8/29	29	1
Croplan	R2C 4752S	43.0	51.2	57.8	9/07	31	1

¹Variety in italics denotes an experimental entry.

Table 45 (continued). Roundup Ready Maturity Group IV Late Nonirrigated Soybeans (Black Belt Branch Station, Brooksville).

Brand	Variety ¹	Yield			Maturity date	Plant height	Lodging score
		2015	2-yr. avg.	3-yr. avg.			
		<i>bu/A</i>	<i>bu/A</i>	<i>bu/A</i>		<i>in</i>	<i>1-5</i>
Progeny	P 4757 RY	42.4	—	—	9/01	23	1
Armor	47-R70	42.4	—	—	8/30	26	1
Mycogen	5N479R2	42.2	51.1	—	9/17	25	1
Delta Grow	DG4825RR2/STS	42.2	45.6	50.2	9/19	22	1
MorSoy Extra	48X02	41.7	50.5	57.4	9/06	25	1
Delta Grow	DG4775RR2/STS	41.6	51.1	—	9/15	28	1
Schillinger	495.RC	41.0	—	—	9/18	31	1
Dyna-Gro	37RY47	40.8	46.5	51.5	8/31	26	1
USG	74B83RS	40.3	49.2	50.8	9/07	23	1
Mycogen	5N490R2	40.1	—	—	9/05	24	1
Progeny	P 4900 RY	39.9	47.2	52.2	9/17	24	1
GoSoy	4914GTS	39.4	—	—	9/22	19	1
Steyer	4802R2	39.0	—	—	9/06	25	1
Delta Grow	DG4755RR2	38.9	47.3	52.6	9/17	36	1
USG	74A74RS	38.1	—	—	9/11	24	1
NK Brand	S47-K5	37.6	48.3	—	9/10	24	1
NK Brand	S48-D9	37.5	—	—	8/22	27	1
Great Heart Seed	GT-476CR2	36.0	47.6	53.9	8/24	24	1
Great Heart Seed	GT-482 CR2S	35.5	45.2	—	9/17	24	1
Credenz	CZ 4959 RY	34.7	—	—	9/07	24	1
Delta Grow	DG4880RR	32.8	39.2	44.9	9/17	27	1
Hornbeck	HBK RY4721	32.7	41.5	48.7	8/31	27	1
Mean		44.6					
LSD		7.4					
Error df		100.0					
CV		12.2					
R ²		66.3					

¹Variety in italics denotes an experimental entry.

Table 46. Roundup Ready Maturity Group V Early Nonirrigated Soybeans (Black Belt Branch Station, Brooksville).

Brand	Variety ¹	Yield			Maturity date	Plant height	Lodging score
		2015	2-yr. avg.	3-yr. avg.			
		<i>bu/A</i>	<i>bu/A</i>	<i>bu/A</i>		<i>in</i>	<i>1-5</i>
REV	51A56	64.0	—	—	9/09	19	1
Armor	55-R68	61.1	—	—	9/22	20	1
Delta Grow	DG 5170 RR2/STS	54.1	—	—	9/21	25	1
NK Brand	S55-Q3	50.8	54.6	—	9/23	21	1
NK Brand	S52-Y2	50.8	51.7	49.8	9/18	24	1
U. of Arkansas	<i>R10-197RY</i>	50.4	50.6	—	9/23	21	1
Asgrow	AG5335	50.3	47.0	—	9/18	23	1
Asgrow	AG5533	48.8	49.4	—	9/21	24	1
Dyna-Gro	S52RY75	48.2	53.8	—	9/23	19	1
USG	75J45R	47.9	—	—	9/21	21	1
Progeny	P 5226 RYS	47.5	—	—	9/20	29	1
Armor	50-R21	47.4	49.7	—	9/18	27	1
Progeny	P 5213 RY	47.1	48.2	49.7	9/17	29	1
Asgrow	AG5535	47.1	49.7	—	9/21	22	1
Armor	AR5605	46.7	—	—	9/30	21	1
REV	55R53	44.5	51.5	54.0	9/25	16	1
REV	52A94	44.3	47.3	—	9/21	19	1
Armor	AR5205	44.2	—	—	9/18	25	1
MorSoy Extra	55X75	44.0	—	—	9/23	21	1
Progeny	P 5101 RY	42.9	—	—	9/18	23	1
Armor	51-R50	42.9	46.3	—	9/17	23	1
Great Heart Seed	GT516CR2	42.2	48.1	—	9/15	26	1
Asgrow	AG5332	42.2	48.3	50.1	9/15	27	1
Schillinger	5220.RC	41.9	—	—	9/23	25	1
REV	56R63	41.5	48.5	51.7	9/26	18	1

¹Variety in italics denotes an experimental entry.

Table 46 (continued). Roundup Ready Maturity Group V Early Nonirrigated Soybeans (Black Belt Branch Station, Brooksville).

Brand	Variety ¹	Yield			Maturity date	Plant height	Lodging score
		2015	2-yr. avg.	3-yr. avg.			
		<i>bu/A</i>	<i>bu/A</i>	<i>bu/A</i>		<i>in</i>	<i>1-5</i>
Progeny	P 5610 RY	41.2	45.2	46.3	9/22	18	1
Mycogen	5N550R2	40.7	46.4	—	9/23	22	1
U. of Missouri	<i>S11-20195</i>	39.2	—	—	9/20	17	1
Mycogen	5N501R2	38.6	50.4	—	9/13	22	1
Delta Grow	DG5230RR2	37.9	48.9	—	9/23	18	1
NK Brand	S50-J7	37.5	—	—	9/07	23	1
Progeny	P 5333 RY	36.7	42.6	49.8	9/22	17	1
Asgrow	AG5233	36.5	37.4	45.1	9/15	24	1
Dyna-Gro	S56RY84	35.5	43.5	47.9	9/20	21	1
Dyna-Gro	32RY55	35.4	—	—	9/19	22	1
REV	54R84	35.0	40.2	44.7	9/23	17	1
Delta Grow	DG5625RR2	34.2	—	—	9/22	23	1
Progeny	P 5555 RY	31.3	42.9	48.8	9/22	23	1
Mycogen	5N522R2	29.3	42.4	—	9/18	17	1
Delta Grow	DG5575RR2	28.7	40.9	45.7	9/19	23	1
U. of Arkansas	<i>R11-89RY</i>	27.9	—	—	9/23	19	1
Croplan	R2C 5081	27.1	41.3	45.3	9/17	17	1
U. of Arkansas	UA 5414RR	18.4	—	—	9/23	14	1
Mean		42.0					
LSD		8.6					
Error df		42					
CV		12.2					
R ²		85.6					

¹Variety in italics denotes an experimental entry.

Table 47. Roundup Ready Maturity Group V Late Nonirrigated Soybeans (Black Belt Branch Station, Brooksville).

Brand	Variety ¹	Yield			Maturity date	Plant height	Lodging score
		2015	2-yr. avg.	3-yr. avg.			
		<i>bu/A</i>	<i>bu/A</i>	<i>bu/A</i>		<i>in</i>	<i>1-5</i>
Dyna-Gro	39RY57	48.2	53.1	53.1	9/28	16	1
NK Brand	S59-V9	46.7	—	—	9/24	22	1
USG	75B75R	44.2	—	—	9/22	26	1
REV	57R21	43.2	47.0	49.9	9/21	30	1
Dyna-Gro	S57RY26	40.8	—	—	9/28	23	1
Asgrow	AG5831	39.9	42.3	46.4	9/28	18	1
NK Brand	S58-Z4	35.0	—	—	9/29	17	1
Progeny	P 5752 RY	34.9	—	—	9/22	21	1
Mean		41.6					
LSD		7.1					
Error df		14					
CV		11.8					
R ²		66.8					

¹Variety in italics denotes an experimental entry.

Table 48. Maturity Group IV Liberty Link Soybeans (Black Belt Branch Station, Brooksville).

Brand	Variety ¹	Yield			Maturity date	Plant height	Lodging score
		2015	2-yr. avg.	3-yr. avg.			
		<i>bu/A</i>	<i>bu/A</i>	<i>bu/A</i>		<i>in</i>	<i>1-5</i>
Delta Grow	DG4967LL	62.3	54.7	53.8	9/18	36	1
Dyna-Gro	S49LL34	61.1	53.8	52.6	9/18	34	1
Armor	49X5L	57.4	—	—	9/19	36	1
Hornbeck	LL 4950	54.0	53.3	—	9/17	35	1
Halo	4.98	54.0	—	—	9/17	31	1
Hornbeck	HBK LL4953	53.1	49.8	—	9/18	30	1
REV	49L29	52.6	46.2	—	9/21	28	1
Delta Grow	DG4977LL/STS	51.6	—	—	9/16	32	1
Delta Grow	DG4981LL/STS	51.2	47.7	47.5	9/17	40	1
Delta Grow	DG4990LL	51.0	47.3	46.9	9/16	37	1
Progeny	P 4930 LL	50.4	—	—	9/18	29	1
Armor	47-L10	50.1	—	—	9/13	32	1
Credenz	CZ 4748 LL	48.5	—	—	9/09	29	1
Delta Grow	DG4781LL	47.8	—	—	9/08	30	1
Progeny	P 4814 LLS	47.0	—	—	9/23	27	1
GoSoy	4714LL	46.8	—	—	9/14	27	1
Credenz	CZ 4818 LL	44.4	—	—	9/17	34	1
Credenz	CZ 4540LL	42.3	—	—	9/10	26	1
Halo	4.95	39.8	44.8	—	9/17	24	1
Halo	4.80	38.3	—	—	9/17	26	1
Hornbeck	HBK LL4653	35.2	—	—	9/01	31	1
Progeny	P 4560 LL	30.1	35.5	39.1	9/01	27	1
Delta Grow	DG4567LL	26.6	—	—	8/21	22	1
Credenz	CZ 4105 LL	21.9	—	—	8/21	21	1
Credenz	CZ 3945 LL	15.0	—	—	8/24	17	1
Mean		45.3					
LSD		7.1					
Error df		48					
CV		11.4					
R ²		89.1					

¹Variety in italics denotes an experimental entry.

Table 49. Maturity Group V Liberty Link Soybeans (Black Belt Branch Station, Brooksville).

Brand	Variety ¹	Yield			Maturity date	Plant height	Lodging score
		2015	2-yr. avg.	3-yr. avg.			
		<i>bu/A</i>	<i>bu/A</i>	<i>bu/A</i>		<i>in</i>	<i>1-5</i>
USG	75G24L	52.1	—	—	9/15	34	1
Credenz	CZ 5445 LL	51.8	—	—	9/23	20	1
Credenz	CZ 5150 LL	51.0	43.8	—	9/18	31	1
GoSoy	5115LL	49.9	—	—	9/18	29	1
Credenz	CZ 5242 LL	48.4	42.0	—	9/17	35	1
Delta Grow	DG5067LL	47.3	—	—	9/17	32	1
Armor	51X5L	46.5	—	—	9/17	34	1
Progeny	P 5460 LL	44.7	38.2	38.5	9/17	30	1
Credenz	CZ 5727 LL	44.6	—	—	9/23	27	1
Credenz	CZ 5515 LL	44.6	—	—	9/23	42	1
Delta Grow	DG5461LL	44.2	38.9	39.8	9/21	33	1
Dyna-Gro	S52LL66	43.8	—	—	9/17	31	1
GoSoy	5215LL	42.7	—	—	9/17	33	1
Armor	53-L55	42.0	—	—	9/23	21	1
Delta Grow	DG5367LL	41.0	43.4	—	9/21	27	1
Dyna-Gro	S55LS75	40.6	—	—	9/23	21	1
GoSoy	5515LL	40.4	—	—	9/23	23	1
Progeny	P 5414 LLS	40.0	—	—	9/22	26	1
REV	55L95	39.8	36.5	—	9/20	29	1
Delta Grow	DG5467LL	38.9	—	—	9/10	27	1
Credenz	CZ 5147 LL	38.9	—	—	9/23	19	1
Progeny	P 5960 LL	35.5	40.7	42.1	9/23	18	1
Halo	5.26	33.1	34.6	—	9/23	23	1
Progeny	P 5160 LL	30.4	35.9	39.2	9/17	17	1
Progeny	P 6355 LL	27.8			10/13	20	1
Mean		42.4					
LSD		6.4					
Error df		48					
CV		11.1					
R ²		73.1					

¹Variety in italics denotes an experimental entry.

FALKNER, MORTON FARMS

Crop Summary

Soybean plots were planted no-till into the previous year's corn residue. Soil moisture was optimum for germination. All plots quickly emerged to a good stand. This location received adequate rainfall at all the critical points

during the growing season. As a result, the plants never showed any signs of stress and excellent yields were observed. Harvest was completed in a timely manner without difficulties.

Planting date:May 1

Harvest date:IV Early Roundup Ready on September 17

IV Late Roundup Ready and IV Liberty Link on October 2

V Early and V Late Roundup Ready and V Liberty Link on October 13

Soil type:Falaya silt loam

Soil pH:6.3

Soil fertility:P=M⁺, K=M⁺

Previous crop:Corn

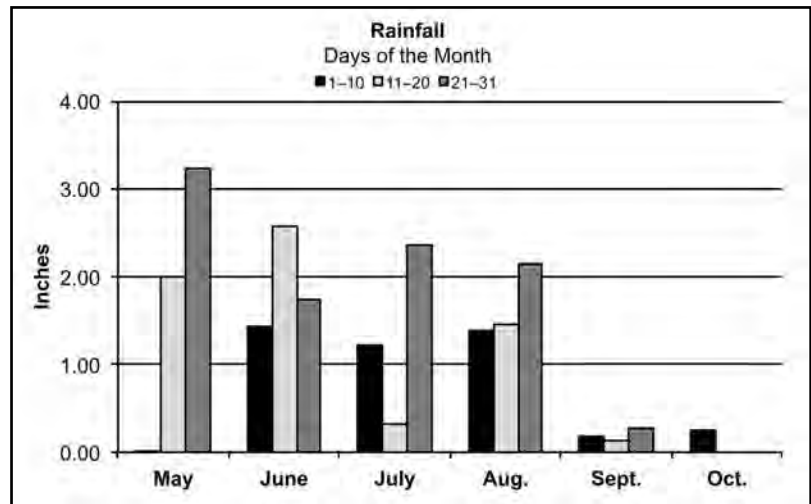
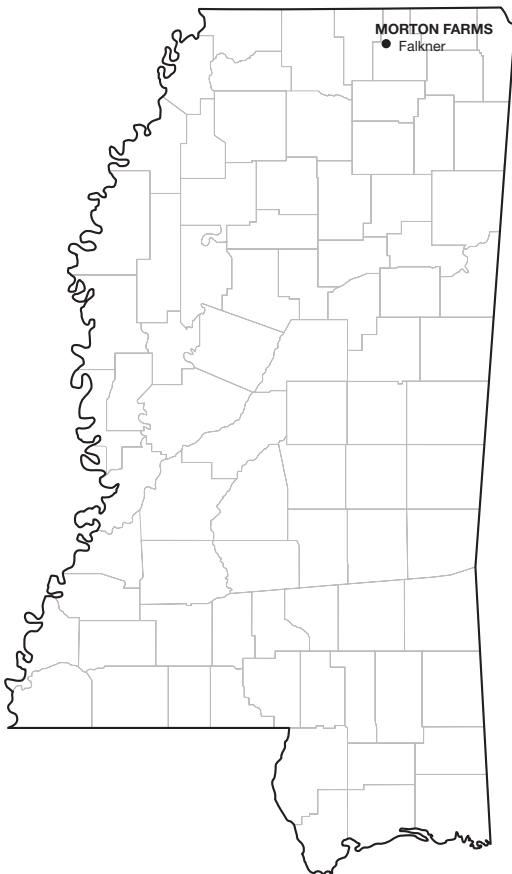
Fertilizer added:Preplant — (fall applied) Lime @ 0.4 tons/A; (variable rate) 0-46-0 @ 100 lb/A and 0-0-60 @ 150 lb/A

Herbicide applied:Preemergence — Authority MTZ @ 12 oz/A, Dual II Magnum @ 24 oz/A, and Gramoxone SL @ 32 oz/A on May 1

Postemergence —

Roundup Ready — Roundup PowerMax @ 32 oz/A and Firstrate @ 0.6 oz/A on July 8

Liberty Link — Liberty @ 30 oz/A and Firstrate @ 0.6 oz/A on July 8



Rainfall Summary

	Inches
May	.525
June	.574
July	.389
August	.499
September	.059
October	.025
Total	.2071

Table 50. Roundup Ready Maturity Group IV Early Nonirrigated Soybeans (Morton Farms, Falkner).

Brand	Variety ¹	Yield			Maturity date	Plant height	Lodging score
		2015	2-yr. avg.	3-yr. avg.			
		<i>bu/A</i>	<i>bu/A</i>	<i>bu/A</i>		<i>in</i>	<i>1-5</i>
Asgrow	AG4632	113.0	94.0	92.6	9/13	39	1
Armor	46-R65	109.9	94.2	88.5	9/16	39	2
Dyna-Gro	31RY45	107.6	93.0	94.0	9/10	34	1
Delta Grow	DG4670R2Y	104.5	82.8	88.7	9/14	37	1
Morsoy Extra	46X95	104.3	—	—	9/11	38	1
Progeny	P 4613 RYS	100.7	81.5	82.0	9/12	37	2
Croplan	R2C 4541	100.0	79.5	82.0	9/09	40	1
Armor	<i>AR4615</i>	99.7	—	—	9/15	39	1
Mycogen	5N452R2	96.9	84.5	—	9/12	33	2
Asgrow	AG4533	96.6	78.6	82.2	9/11	44	1
Great Heart Seed	GT-469CR2S	95.1	—	—	9/12	40	2
Credenz	CZ 4181 RY	92.8	—	—	9/03	35	1
Progeny	P 4211 RY	92.0	80.4	81.7	9/06	37	1
Dyna-Gro	S43RY95	90.4	85.3	—	9/03	37	2
USG	74F24RS	89.9	72.3	—	9/03	43	1
Steyer	4303R2	89.8	74.3	—	9/13	41	2
Credenz	CZ 4590 RY	89.8	—	—	9/05	34	1
Asgrow	AG4135	89.7	77.5	—	9/01	36	1
Mycogen	5N433R2	88.6	—	—	9/06	34	1
Armor	<i>AR4504</i>	88.5	77.9	—	9/12	34	1
Armor	<i>43-R51</i>	87.5	—	—	9/06	43	1
Asgrow	AG4336	87.1	—	—	9/07	37	1
NK Brand	S45-V8	86.6	70.0	—	8/31	37	1
Steyer	4602R2	86.6	—	—	9/06	36	1
Dyna-Gro	S46RY85	86.2	74.4	—	9/06	32	1
Asgrow	AG4232	85.1	71.9	68.4	9/06	40	1
Great Heart Seed	GT-435CR2	84.7	—	—	9/07	37	1
Progeny	P 4214 RY	84.0	—	—	9/10	38	1
Mycogen	5N404R2	80.9	—	—	9/29	31	1
Croplan	R2C4114	73.9	—	—	9/05	35	1
Mean		92.7					
LSD		8					
Error df		58					
CV		6.3					
R ²		78.9					
¹ Variety in italics denotes an experimental entry.							

Table 51. Roundup Ready Maturity Group IV Late Nonirrigated Soybeans (Morton Farms, Falkner).

Brand	Variety ¹	Yield			Maturity date	Plant height	Lodging score
		2015	2-yr. avg.	3-yr. avg.			
		<i>bu/A</i>	<i>bu/A</i>	<i>bu/A</i>		<i>in</i>	<i>1-5</i>
USG	74K95RS	113.5	—	—	9/17	38	1
Asgrow	AG4934	113.0	95.5	82.3	9/16	40	1
Asgrow	AG4835	112.1	104.0	—	9/15	38	1
Dyna-Gro	S48RS53	111.2	95.5	90.0	9/16	41	1
REV	47R34	110.8	92.4	94.6	9/15	37	1
REV	49A14	110.6	—	—	9/19	34	2
Mycogen	5N479R2	109.9	94.0	—	9/12	41	1
Great Heart Seed	GT-477CR2	109.6	—	—	9/10	33	1
Delta Grow	DG4765RR2/STS	109.6	99.6	93.3	9/17	37	1
REV	<i>48A46</i>	108.7	—	—	9/19	33	1
NK Brand	S48-D9	107.9	—	—	9/17	36	1
Croplan	R2C 4752S	107.5	98.6	93.2	9/14	41	1
Delta Grow	DG4790RR2	106.7	—	—	9/15	35	1
Morsoy Extra	47X12	106.7	95.7	89.4	9/14	37	1
Progeny	P 4788 RY	106.5	91.2	—	9/14	40	1
Great Heart Seed	GT-476CR2	105.7	90.2	86.4	9/09	32	1
¹ Variety in italics denotes an experimental entry.							

Table 51 (continued). Roundup Ready Maturity Group IV Late Nonirrigated Soybeans (Morton Farms, Falkner).

Brand	Variety ¹	Yield			Maturity date	Plant height	Lodging score
		2015	2-yr. avg.	3-yr. avg.			
		<i>bu/A</i>	<i>bu/A</i>	<i>bu/A</i>		<i>in</i>	<i>1-5</i>
Progeny	P 4757 RY	105.1	—	—	9/15	31	1
REV	47R53	104.8	89.5	88.6	9/09	36	2
Schillinger	495.RC	103.4	—	—	9/20	37	1
MorSoy Extra	48X02	103.1	89.3	85.6	9/11	38	1
Armor	47-R70	102.9	—	—	9/10	34	1
NK Brand	S47-K5	102.8	91.9	—	9/15	35	1
Progeny	P 4850 RYS	102.7	92.6	89.4	9/16	32	1
Dyna-Gro	S49RY25	102.7	90.9	—	9/18	39	1
Delta Grow	DG4970RR	102.0	87.4	87.8	9/18	48	1
Delta Grow	DG4755RR2	101.7	91.0	86.0	9/12	35	1
Great Heart Seed	GT-482 CR2S	101.2	83.7	—	9/15	32	1
GoSoy	4915R2	101.2	—	—	9/17	38	1
Hornbeck	HBK RY4721	99.8	87.4	88.9	9/15	40	1
REV	49A75	99.4	—	—	9/16	31	1
REV	49R94	98.9	86.8	87.6	9/12	32	1
USG	74B83RS	98.7	90.2	81.5	9/16	31	1
REV	49A55	98.4	94.8	—	9/15	33	1
Delta Grow	DG4880RR	98.2	87.9	86.0	9/19	35	2
USG	74A74RS	97.8	—	—	9/16	36	1
Armor	49-R44	97.7	—	—	9/17	37	1
Delta Grow	DG4775RR2/STS	97.3	88.1	—	9/15	31	1
Progeny	P 4900 RY	96.6	83.4	79.7	9/19	33	1
Mycogen	5N490R2	96.5	—	—	9/12	38	1
U. of Missouri	<i>S11-20337</i>	96.4	—	—	9/19	26	1
USG	74D95RS	96.4	—	—	9/19	44	1
Delta Grow	DG4935RR2/STS	95.1	—	—	9/15	38	1
Delta Grow	DG4825RR2/STS	93.4	81.9	77.5	9/17	31	1
Delta Grow	DG4995 RR	92.9	—	—	9/19	25	1
Steyer	4802R2	91.3	—	—	9/15	33	1
Armor	<i>AR49X</i>	89.6	—	—	9/17	35	1
Dyna-Gro	37RY47	89.6	84.0	73.8	9/08	37	1
GoSoy	4714GTS	89.4	—	—	9/16	41	1
GoSoy	4914GTS	88.4	—	—	9/18	28	1
MorSoy Extra	49X85	87.6	—	—	9/06	38	2
Credenz	CZ 4959 RY	83.6	—	—	9/18	33	1
Mean		101.1					
LSD		10.4					
Error df		100.0					
CV		7.6					
R ²		58.8					

¹Variety in italics denotes an experimental entry.

Table 52. Roundup Ready Maturity Group V Early Nonirrigated Soybeans (Morton Farms, Falkner).

Brand	Variety ¹	Yield			Maturity date	Plant height	Lodging score
		2015	2-yr. avg.	3-yr. avg.			
		<i>bu/A</i>	<i>bu/A</i>	<i>bu/A</i>		<i>in</i>	<i>1-5</i>
Asgrow	AG5533	114.7	98.1	—	9/19	41	1
Dyna-Gro	S56RY84	113.4	93.1	88.3	9/24	37	1
NK Brand	S55-Q3	108.7	89.4	—	9/25	42	3
Armor	<i>AR5605</i>	108.0	—	—	9/22	39	1
REV	52A94	107.9	80.2	—	9/17	33	1
Armor	55-R68	107.8	—	—	9/22	37	1
Mycogen	5N550R2	107.6	86.0	—	9/25	42	1
REV	56R63	107.1	91.0	87.3	9/20	40	2
MorSoy Extra	55X75	106.6	—	—	9/22	33	1
Dyna-Gro	S52RY75	106.0	86.2	—	9/19	36	1
Progeny	P 5555 RY	104.5	84.1	83.2	9/23	30	1
Asgrow	AG5535	104.3	84.4	—	9/21	37	1

¹Variety in italics denotes an experimental entry.

Table 52 (continued). Roundup Ready Maturity Group V Early Nonirrigated Soybeans (Morton Farms, Falkner).

Brand	Variety ¹	Yield			Maturity date	Plant height	Lodging score
		2015	2-yr. avg.	3-yr. avg.			
		<i>bu/A</i>	<i>bu/A</i>	<i>bu/A</i>		<i>in</i>	<i>1-5</i>
Dyna-Gro	32RY55	103.4	—	—	9/22	37	1
Mycogen	5N522R2	102.4	83.6	—	9/19	36	1
USG	75J45R	102.1	—	—	9/23	37	2
U. of Arkansas	<i>R10-197RY</i>	<i>101.9</i>	<i>91.9</i>	—	9/21	30	1
Delta Grow	DG5575RR2	101.8	85.1	83.4	9/25	42	2
Delta Grow	DG5230RR2	101.6	80.7	—	9/19	30	1
Progeny	P 5101 RY	101.0	—	—	9/23	37	1
Progeny	P 5333 RY	99.9	83.4	82.9	9/20	33	3
Armor	51-R50	98.8	71.0	—	9/18	39	1
Armor	50-R21	97.4	83.1	—	9/18	40	1
Croplan	R2C 5081	97.2	88.4	87.5	9/17	43	1
Progeny	P 5213 RY	97.2	76.3	75.3	9/15	47	1
Mycogen	5N501R2	96.3	91.6	—	9/16	42	2
Delta Grow	DG5625RR2	96.1	—	—	9/24	31	1
NK Brand	S52-Y2	95.1	81.8	77.6	9/18	46	1
Progeny	P 5610 RY	94.5	76.6	73.0	9/24	31	1
Delta Grow	DG 5170 RR2/STS	92.5	—	—	9/21	45	1
Great Heart Seed	GT516CR2	92.3	77.4	—	9/16	44	1
Asgrow	AG5233	91.8	73.6	73.0	9/17	35	1
U. of Missouri	<i>S11-20195</i>	<i>91.6</i>	—	—	9/19	29	1
U. of Arkansas	UA 5414RR	91.5	—	—	9/21	29	1
REV	55R53	91.0	80.3	71.9	9/22	25	1
REV	54R84	90.8	78.9	73.8	9/21	25	1
NK Brand	S50-J7	89.5	—	—	9/15	45	1
Asgrow	AG5332	87.4	64.4	67.7	9/18	32	1
REV	51A56	87.0	—	—	9/14	39	1
Armor	<i>AR5205</i>	<i>87.0</i>	—	—	9/22	45	2
U. of Arkansas	<i>R11-89RY</i>	<i>86.3</i>	—	—	9/21	28	1
Asgrow	AG5335	85.3	71.7	—	9/17	46	2
Schillinger	5220.RC	82.8	—	—	9/20	32	1
Progeny	P 5226 RYS	80.6	—	—	9/19	45	2
Mean		97.9					
LSD		9.2					
Error df		84					
CV		6.9					
R ²		71.8					

¹Variety in italics denotes an experimental entry.

Table 53. Roundup Ready Maturity Group V Late Nonirrigated Soybeans (Morton Farms, Falkner).

Brand	Variety	Yield			Maturity date	Plant height	Lodging score
		2015	2-yr. avg.	3-yr. avg.			
		<i>bu/A</i>	<i>bu/A</i>	<i>bu/A</i>		<i>in</i>	<i>1-5</i>
Dyna-Gro	S57RY26	114.6	—	—	9/26	35	1
USG	75B75R	113.7	—	—	9/26	28	1
NK Brand	S59-V9	109.7	—	—	9/28	33	2
Dyna-Gro	39RY57	108.5	88.8	82.7	9/28	40	2
Progeny	P 5752 RY	102.0	—	—	9/27	40	2
NK Brand	S58-Z4	100.9	—	—	10/01	36	1
REV	57R21	100.6	89.8	84.0	9/26	40	1
Asgrow	AG5831	99.9	81.9	80.7	9/27	29	1
Mean		106.2					
LSD		8.2					
Error df		14					
CV		5.3					
R ²		65.2					

Table 54. Maturity Group IV Liberty Link Soybeans (Morton Farms, Falkner).

Brand	Variety ¹	Yield			Maturity date	Plant height	Lodging score
		2015	2-yr. avg.	3-yr. avg.			
		<i>bu/A</i>	<i>bu/A</i>	<i>bu/A</i>		<i>in</i>	<i>1-5</i>
Dyna-Gro	S49LL34	118.7	94.1	82.7	9/22	46	2
Progeny	P 4930 LL	115.6	—	—	9/21	42	1
Armor	49X5L	113.1	—	—	9/20	45	1
Progeny	P 4814 LLS	101.8	—	—	9/23	48	2
Hornbeck	HBK LL4953	100.7	83.1	—	9/19	44	1
REV	49L29	100.0	84.4	—	9/20	39	1
Delta Grow	DG4990LL	99.9	75.9	72.3	9/18	45	1
Delta Grow	DG4967LL	97.3	82.9	83.3	9/20	44	1
Hornbeck	LL 4950	93.5	78.8	—	9/19	44	3
Credenz	CZ 4540LL	91.4	—	—	9/16	37	1
Armor	47-L10	90.8	—	—	9/23	42	3
Halo	4.95	88.5	74.7	—	9/16	31	2
Delta Grow	DG4977LL/STS	88.3	—	—	9/20	49	1
Delta Grow	DG4981LL/STS	87.5	72.5	70.0	9/20	60	2
Halo	4.98	86.7	—	—	9/20	41	3
Delta Grow	DG4781LL	85.7	—	—	9/14	40	2
Delta Grow	DG4567LL	83.5	—	—	9/13	32	1
Credenz	CZ 4748 LL	82.0	—	—	9/20	38	1
GoSoy	4714LL	80.8	—	—	9/13	42	3
Credenz	CZ 4105 LL	79.6	—	—	9/12	35	1
Halo	4.80	78.6	—	—	9/15	35	2
Progeny	P 4560 LL	76.3	64.3	69.9	9/14	36	1
Credenz	CZ 4818 LL	72.5	—	—	9/16	39	2
Hornbeck	HBK LL4653	71.3	—	—	9/15	51	3
Credenz	CZ 3945 LL	67.7	—	—	9/12	31	1
Mean		90.1					
LSD		14.1					
Error df		48					
CV		11.4					
R ²		72.1					
¹ Variety in italics denotes an experimental entry.							

Table 55. Maturity Group V Liberty Link Soybeans (Morton Farms, Falkner).

Brand	Variety ¹	Yield			Maturity date	Plant height	Lodging score
		2015	2-yr. avg.	3-yr. avg.			
		<i>bu/A</i>	<i>bu/A</i>	<i>bu/A</i>		<i>in</i>	<i>1-5</i>
Progeny	P 6355 LL	114.6	—	—	9/28	38	1
Dyna-Gro	S52LL66	110.2	—	—	9/22	48	1
GoSoy	5115LL	101.6	—	—	9/22	50	2
Credenz	CZ 5727 LL	100.1	—	—	9/25	46	1
Credenz	CZ 5150 LL	98.7	82.6	—	9/21	45	1
Delta Grow	DG5461LL	98.2	74.9	77.2	9/23	54	2
Credenz	CZ 5445 LL	97.9	—	—	9/23	32	1
GoSoy	5515LL	97.3	—	—	9/25	39	1
Progeny	P 5414 LLS	97.2	—	—	9/26	39	2
Delta Grow	DG5067LL	97.2	—	—	9/18	50	1
Armor	53-L55	96.9	—	—	9/22	41	1
GoSoy	5215LL	96.1	—	—	9/20	49	3
USG	75G24L	95.9	—	—	9/19	49	2
Credenz	CZ 5515 LL	92.6	—	—	9/24	64	2
Armor	51X5L	92.0	—	—	9/20	45	1
Credenz	CZ 5147 LL	91.3	—	—	9/22	32	1
Progeny	P 5460 LL	90.6	73.8	73.5	9/21	46	1
Delta Grow	DG5467LL	90.4	—	—	9/19	44	3
Credenz	CZ 5242 LL	90.2	81.0	—	9/19	49	2
Halo	5.26	88.5	78.1	—	9/24	35	1
Dyna-Gro	S55LS75	86.2	—	—	9/25	39	2
Delta Grow	DG5367LL	82.4	79.1	—	9/20	40	3
REV	55L95	81.5	71.3	—	9/25	34	2
Progeny	P 5160 LL	74.9	60.2	69.5	9/23	27	1
Progeny	P 5960 LL	74.2	64.1	67.8	9/25	30	1
Mean		93.5					
LSD		12					
Error df		48					
CV		9.4					
R ²		62.9					

¹Variety in italics denotes an experimental entry.

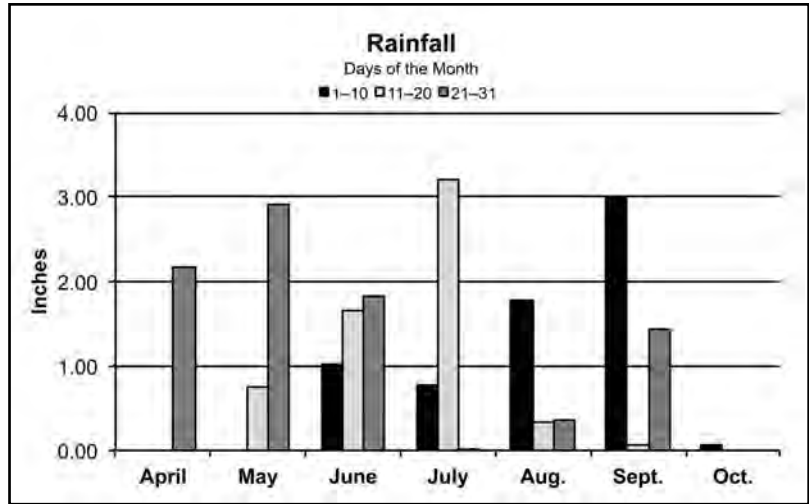
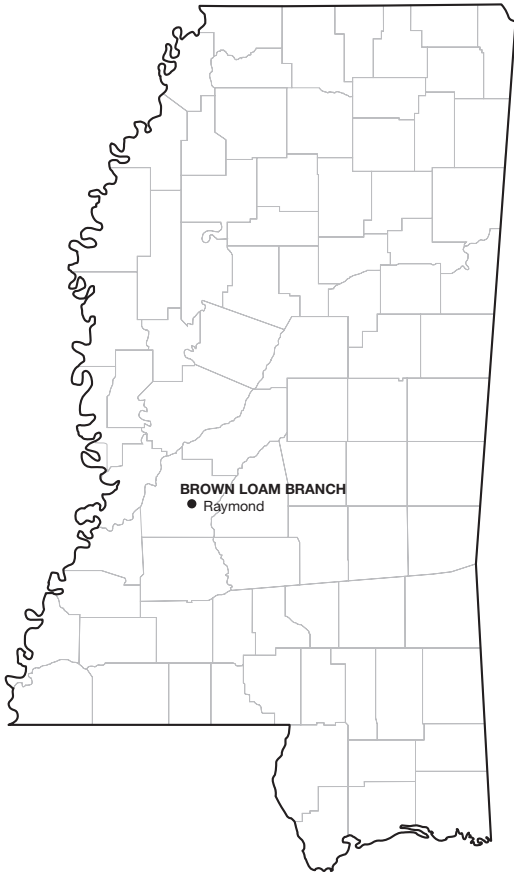
RAYMOND, BROWN LOAM BRANCH

Crop Summary

Soybean plots were initially planted on April 24, but heavy rains immediately after planting resulted in poor stands. After the initial plant stand was determined to be inadequate, the plots were replanted on May 8. The second

planting quickly emerged to a stand. High temperatures persisted through the majority of the growing season. Harvest was completed in a timely manner, but yields observed were below average for this location.

Planting date:Initial planting, April 24; Replant, May 8
Harvest date:IV Early Roundup Ready on September 24
 IV Late, V Early, and V Late Roundup Ready on October 6
Soil type:Loring silt loam
Soil pH:6.0
Soil fertility:P=H, K=L
Previous crop:Soybean
Herbicide applied:Preemergence — Authority MTZ @ 12 oz/A, Dual II Magnum 24 oz/A, and Gramoxone SL @ 32 oz/A on May 8
 Postemergence — Roundup PowerMax @ 32 oz/A on July 2; Roundup PowerMax @ 32 oz/A on July 9
Insecticide applied:Brigade @ 6.4 oz/A on July 9; Grizzly @ 1.92 oz/A on July 22; and Belt @ 2 oz/A and Grizzly @ 1.92 oz/A on August 13



Rainfall Summary

	Inches
April	.217
May	.365
June	.450
July	.399
August	.248
September	.448
October	.007
Total	.2134

Table 56. Roundup Ready Maturity Group IV Early Nonirrigated Soybeans (Brown Loam Branch, Raymond).

Brand	Variety ¹	Yield			Maturity date	Plant height	Lodging score
		2015	2-yr. avg.	3-yr. avg.			
		<i>bu/A</i>	<i>bu/A</i>	<i>bu/A</i>		<i>in</i>	<i>1-5</i>
Asgrow	AG4632	81.5	92.3	78.1	9/22	30	1
Mycogen	5N452R2	70.4	83.1	—	9/18	25	1
Mycogen	5N433R2	67.0	—	—	9/24	27	1
Dyna-Gro	S43RY95	66.2	79.6	—	9/18	27	1
Steyer	4602R2	65.9	—	—	9/07	22	1
Progeny	P 4613 RYS	65.0	79.9	70.2	9/24	28	1
Steyer	4303R2	62.7	73.6	—	9/01	28	1
Armor	<i>AR4615</i>	60.5	—	—	9/18	30	1
USG	74F24RS	60.1	72.0	—	9/15	32	1
Croplan	R2C 4541	58.8	77.4	65.6	9/22	28	2
Credenz	CZ 4181 RY	58.4	—	—	9/07	30	1
Progeny	P 4214 RY	57.9	—	—	9/01	25	1
Delta Grow	DG4670R2Y	56.9	77.8	66.5	9/24	29	1
Dyna-Gro	31RY45	56.2	76.2	67.7	9/18	29	1
Asgrow	AG4135	55.8	69.9	—	8/26	20	1
Asgrow	AG4232	55.7	62.7	52.8	9/01	28	1
MorSoy Extra	46X95	55.4	—	—	9/22	25	1
NK Brand	S45-V8	55.2	64.7	—	8/26	24	1
Great Heart Seed	GT-469CR2S	54.3	—	—	9/24	31	1
Dyna-Gro	S46RY85	53.4	70.1	—	9/22	23	1
Armor	<i>AR4504</i>	53.3	67.9	—	9/24	24	2
Asgrow	AG4533	51.5	70.3	62.4	9/18	29	1
Armor	46-R65	47.1	67.7	59.9	9/24	34	1
Armor	<i>43-R51</i>	45.6	—	—	9/01	27	1
Asgrow	AG4336	44.7	—	—	9/01	25	1
Credenz	CZ 4590 RY	44.1	—	—	9/18	26	1
Progeny	P 4211 RY	43.4	61.2	50.4	9/22	25	1
Croplan	R2C4114	42.6	—	—	9/01	22	1
Great Heart Seed	GT-435CR2	41.0	—	—	8/26	26	1
Mycogen	5N404R2	31.6	—	—	8/13	22	1
Mean		55.4					
LSD		10.2					
Error df		58					
CV		13.5					
R ²		79.3					
¹ Variety in italics denotes an experimental entry.							

Table 57. Roundup Ready Maturity Group IV Late Nonirrigated Soybeans (Brown Loam Branch, Raymond).

Brand	Variety ¹	Yield			Maturity date	Plant height	Lodging score
		2015	2-yr. avg.	3-yr. avg.			
		<i>bu/A</i>	<i>bu/A</i>	<i>bu/A</i>		<i>in</i>	<i>1-5</i>
USG	74B83RS	62.3	76.9	66.9	9/24	26	1
Progeny	P 4850 RYS	62.1	68.5	60.9	9/22	32	2
GoSoy	4915R2	61.9	—	—	9/18	28	1
MorSoy Extra	49X85	61.4	—	—	9/24	26	2
Steyer	4802R2	61.3	—	—	9/15	27	1
MorSoy Extra	47X12	60.3	70.0	60.7	9/22	28	2
Armor	49-R44	59.9	—	—	9/15	29	1
Delta Grow	DG4825RR2/STS	59.4	71.1	60.8	9/24	27	1
Delta Grow	DG4765RR2/STS	59.4	66.4	55.2	9/11	28	1
Asgrow	AG4835	57.7	70.1	—	9/22	31	1
Mycogen	5N479R2	57.6	68.2	—	9/11	30	1
USG	74D95RS	57.4	—	—	9/24	27	1
Delta Grow	DG4935RR2/STS	56.1	—	—	9/15	32	1
USG	74K95RS	55.6	—	—	9/18	32	1
Great Heart Seed	GT-482 CR2S	54.9	65.8	—	9/24	27	1
Progeny	P 4757 RY	54.5	—	—	9/11	30	1
¹ Variety in italics denotes an experimental entry.							

Table 57 (continued). Roundup Ready Maturity Group IV Late Nonirrigated Soybeans (Brown Loam Branch, Raymond).

Brand	Variety ¹	Yield			Maturity date	Plant height	Lodging score
		2015	2-yr. avg.	3-yr. avg.			
		<i>bu/A</i>	<i>bu/A</i>	<i>bu/A</i>		<i>in</i>	<i>1-5</i>
Croplan	R2C 4752S	52.8	71.1	61.1	9/18	35	1
REV	49A14	52.5	—	—	9/11	27	1
Mycogen	5N490R2	52.2	—	—	9/22	26	1
Dyna-Gro	S49RY25	50.4	68.2	—	9/24	30	1
Armor	47-R70	50.1	—	—	9/15	23	1
Asgrow	AG4934	50.1	57.2	52.6	9/22	28	1
Dyna-Gro	37RY47	49.4	67.4	60.3	9/24	26	1
Delta Grow	DG4790RR2	49.4	—	—	9/18	27	1
Delta Grow	DG4775RR2/STS	48.2	65.3	—	9/18	30	1
USG	74A74RS	48.2	—	—	9/22	27	1
Dyna-Gro	S48RS53	47.5	57.2	48.7	9/18	35	1
REV	48A46	47.4	—	—	9/15	24	1
REV	49A55	47.2	59.1	—	9/22	27	1
Credenz	CZ 4959 RY	47.0	—	—	9/11	25	1
U. of Missouri	<i>S11-20337</i>	46.7	—	—	9/24	16	1
Armor	<i>AR49X</i>	46.2	—	—	9/24	24	1
Delta Grow	DG4755RR2	46.2	64.5	55.4	9/15	25	1
NK Brand	S47-K5	45.3	62.7	—	9/24	23	1
REV	49A75	44.6	—	—	9/15	31	1
REV	47R34	43.9	72.9	65.5	9/11	30	1
REV	47R53	43.7	68.9	60.1	9/15	26	1
Morsoy Extra	48X02	43.3	58.8	54.0	9/24	25	1
Progeny	P 4900 RY	41.1	59.3	50.3	9/24	25	1
REV	49R94	40.2	65.2	58.9	9/18	30	1
Great Heart Seed	GT-477CR2	39.1	—	—	9/11	27	1
Delta Grow	DG4880RR	39.1	73.6	61.0	9/15	23	1
Delta Grow	DG4970RR	39.1	67.8	58.0	9/15	26	1
GoSoy	4714GTS	38.9	—	—	9/15	28	2
Progeny	P 4788 RY	38.6	66.9	—	9/24	25	1
NK Brand	S48-D9	38.4	—	—	9/11	26	1
Great Heart Seed	GT-476CR2	37.2	62.2	55.5	9/11	24	1
Schillinger	495.RC	37.0	—	—	9/24	27	1
Hornbeck	HBK RY4721	36.7	60.6	50.9	9/22	30	1
GoSoy	4914GTS	25.8	—	—	9/15	17	1
Delta Grow	DG4995 RR	24.8	—	—	9/22	19	1
Mean		48.4					
LSD		8					
Error df		100					
CV		12.2					
R ²		89.2					

¹Variety in italics denotes an experimental entry.

Table 58. Roundup Ready Maturity Group V Early Nonirrigated Soybeans (Brown Loam Branch, Raymond).

Brand	Variety ¹	Yield			Maturity date	Plant height	Lodging score
		2015	2-yr. avg.	3-yr. avg.			
		<i>bu/A</i>	<i>bu/A</i>	<i>bu/A</i>		<i>in</i>	<i>1-5</i>
Asgrow	AG5335	57.6	60.7	—	9/25	29	1
NK Brand	S52-Y2	56.3	62.7	56.3	9/18	28	1
Armor	<i>AR5205</i>	55.0	—	—	9/25	18	1
Progeny	P 5610 RY	54.9	62.6	56.2	9/18	24	1
Dyna-Gro	S56RY84	49.9	61.9	57.9	9/18	17	1
U. of Arkansas	<i>R11-89RY</i>	49.7	—	—	9/18	12	1
Progeny	P 5226 RYS	49.5	—	—	9/25	12	1
Asgrow	AG5533	49.3	58.4	—	9/18	22	1
Asgrow	AG5233	48.5	58.0	50.8	9/22	22	1
REV	51A56	48.2	—	—	9/25	25	1
NK Brand	S55-Q3	46.9	69.9	—	9/25	29	1
Asgrow	AG5332	46.6	61.0	54.1	9/15	29	1

¹Variety in italics denotes an experimental entry.

Table 58 (continued). Roundup Ready Maturity Group V Early Nonirrigated Soybeans (Brown Loam Branch, Raymond).

Brand	Variety ¹	Yield			Maturity date	Plant height	Lodging score
		2015	2-yr. avg.	3-yr. avg.			
		<i>bu/A</i>	<i>bu/A</i>	<i>bu/A</i>		<i>in</i>	<i>1-5</i>
Dyna-Gro	32RY55	46.5	—	—	9/22	17	1
Delta Grow	DG 5170 RR2/STS	45.9	—	—	9/25	17	1
Croplan	R2C 5081	45.3	60.5	52.2	9/15	18	1
Progeny	P 5555 RY	45.1	60.5	56.5	9/22	20	1
MorSoy Extra	55X75	44.9	—	—	9/22	26	1
Armor	50-R21	44.1	63.3	—	9/22	25	1
NK Brand	S50-J7	43.9	—	—	9/22	22	1
Great Heart Seed	GT516CR2	43.7	51.5	—	9/22	21	1
Progeny	P 5213 RY	42.8	53.4	47.3	9/22	28	1
Mycogen	5N522R2	42.1	58.8	—	9/18	24	1
Mycogen	5N550R2	42.1	56.2	—	9/25	20	1
U. of Missouri	<i>S11-20195</i>	<i>41.1</i>	—	—	9/15	20	1
Armor	51-R50	40.5	59.7	—	9/11	19	1
REV	55R53	40.4	56.8	55.0	9/15	16	1
REV	56R63	39.1	64.0	60.8	9/25	23	1
Asgrow	AG5535	38.9	62.9	—	9/25	25	1
REV	54R84	37.6	54.9	52.3	9/15	14	1
Schillinger	5220.RC	37.5	—	—	9/18	24	1
U. of Arkansas	<i>R10-197RY</i>	<i>37.4</i>	60.9	—	9/22	17	1
U. of Arkansas	UA 5414RR	37.2	—	—	9/11	20	1
Delta Grow	DG5230RR2	36.2	57.7	—	9/11	20	1
Delta Grow	DG5625RR2	36.2	—	—	9/15	24	1
Dyna-Gro	S52RY75	36.0	50.7	—	9/15	16	1
Progeny	P 5101 RY	35.8	—	—	9/11	26	1
Armor	55-R68	35.5	—	—	9/25	25	1
REV	52A94	34.1	56.4	—	9/11	22	1
Mycogen	5N501R2	32.4	58.1	—	9/18	21	1
USG	75J45R	31.5	—	—	9/18	32	1
Armor	<i>AR5605</i>	28.2	—	—	9/18	19	1
Delta Grow	DG5575RR2	27.5	45.8	45.6	9/15	20	1
Progeny	P 5333 RY	24.4	51.7	46.4	9/18	17	1
Mean		42.0					
LSD		9					
Error df		84					
CV		15.7					
R ²		81.1					

¹Variety in italics denotes an experimental entry.

Table 59. Roundup Ready Maturity Group V Late Nonirrigated Soybeans (Brown Loam Branch, Raymond).

Brand	Variety	Yield			Maturity date	Plant height	Lodging score
		2015	2-yr. avg.	3-yr. avg.			
		<i>bu/A</i>	<i>bu/A</i>	<i>bu/A</i>		<i>in</i>	<i>1-5</i>
USG	75B75R	43.6	—	—	9/24	19	1
Progeny	P 5752 RY	42.7	—	—	9/24	22	1
NK Brand	S59-V9	36.7	—	—	9/25	20	1
Dyna-Gro	S57RY26	36.3	—	—	9/24	20	1
NK Brand	S58-Z4	32.1	—	—	9/24	18	1
REV	57R21	31.9	40.2	40.1	9/24	22	1
Asgrow	AG5831	25.6	37.4	38.6	9/15	17	1
Dyna-Gro	39RY57	23.0	46.6	44.0	9/24	18	1
Mean		34					
LSD		9.8					
Error df		14					
CV		20.2					
R ²		68.7					

OLIVE BRANCH, TODD WILLIAMS FARM

Data Not Reported

Soybean harvest data and variety performance are not published from Todd Williams Farm near Olive Branch because the trial was not planted in 2015. The frequency and volume of rainfall that occurred in the spring in north Mississippi did not allow the opportunity to plant a soy-

bean trial at this location until after the optimum recommended planting window. It was determined that it was best not to plant this location because it was not possible to ensure all entries would have enough time to obtain full yield potential.

LONGWOOD, STEELE FARMS

Data Not Reported

Soybean harvest data and variety performance are not published from Steele Farms near Longwood due to accidental aerial applications of herbicide and a harvest aid. No Liberty Link or conventional soybean data are available because of an accidental application of glyphosate to the field that contained the variety trial. This herbicide

application killed any soybeans that were not Roundup Ready. Also, a harvest aid was applied to the adjacent field before harvest, prematurely desiccating some of the remaining Roundup Ready plots. As a result of the premature desiccation, the Roundup Ready soybean data are valid for this location.

2015 SOYBEAN VARIETY TRIAL STEM CANKER REPORT

All of the entries in the 2015 Mississippi State University variety trials were evaluated for their reaction to the stem canker fungus. Trials consisted of single rows of each cultivar planted in 10-foot plots and replicated four times. Within each row, a total of eight plants were inoculated with a single toothpick that contained the fungus that causes stem canker. Plants were inoculated approximately eight weeks after planting. Evaluations of stem canker severity were conducted between R6 and R6.5 by observing the stem of each inoculated plant for the presence of a canker. Observations of each variety were conducted using a modified 0–9 scale. Information in each table (Tables 60–67) contains the ana-

lyzed stem canker rating as an average of all inoculated plants within a single plot. In addition, each cultivar includes a stem canker designation: R = resistant, MR = moderately resistant, MS = moderately susceptible, and S = susceptible. In field situations where stem canker has been observed, plant cultivars that have been observed to contain resistance to stem canker. In addition, keep in mind that observations of stem canker tend to be more obvious when the environment is conducive for disease development. Therefore, over time, and in years when the environment may not be conducive for the development of stem canker, it is possible that stem canker designations could change between years.

Table 60. Field Evaluation of Maturity Group IV Conventional Soybean Cultivars for Resistance to Stem Canker, 2015.

Cultivar	Stem canker rating ^{1,2}	Cultivar designation ³
J77-339 (susceptible check)	6.75 a	MS
Go Soy 5	0.85 b	R
Go Soy Glider	0.44 b	R
Go Soy Irene	0.03 b	R
U. of Arkansas R09-1589	7.94 a	S
U. of Arkansas UA 5014C (R05-3239)	0.00 b	R
U. of Arkansas UA 5714HP (R09-3789)	0.00 b	R
U. of Missouri S12-3791	5.72 a	MS
USG Ellis	0.00 b	R
LSD (0.05)	2.8	—
CV (%)	80.9	—
P-value for F-statistic	<0.0001	—

¹Stem Canker Reaction — eight plants per plot were inoculated with infested toothpicks. Ratings were given by individual plant reaction using a modified 0–9 scale based on lesion severity and are presented as the average for the eight plants. Where a lesion did not appear, a rating of 0 (Resistant) was assessed. Ratings were assessed based on the presence of a lesion whereby a reaction that produced a visible lesion that did not expand up the length of the stem was assessed as a 1. Dead plants with lesions that extended up most of the plant's length received a score of 9.

²Means followed by the same letter(s) within a column are not significantly different according to Fisher's Protected LSD (P=0.05).

³By using the Mean Disease Rating, a standardized designation system is as follows: 1 = Resistant, 3 = Moderately Resistant, 5 = Moderately Susceptible, and 7 = Susceptible.

Table 61. Disease Ratings of Maturity Group V Conventional Soybean Cultivars to Stem Canker, 2015.

Cultivar	Stem canker rating ^{1,2}	Cultivar designation ³
J77-339 (susceptible check)	5.72 ab	MS
Go Soy Leland	5.69 ab	MS
U. of Missouri S11-16653	0.00 d	R
U. of Missouri S11-17025	5.50 ab	MS
U. of Missouri S11-20124	6.85 a	MS
U. of Arkansas OSAGE	0.75 d	R
U. of Arkansas R09-430	3.91 bc	MR
U. of Arkansas R10-230	0.47 d	R
U. of Arkansas UA 5213C	0.13 d	R
U. of Arkansas UA 5612	1.47 d	R
USDA-ARS JTN-5110	1.85 cd	R
LSD (0.05)	2.1	—
CV (%)	49.6	—
P-value for F-statistic	<0.0001	—

¹Stem Canker Reaction — eight plants per plot were inoculated with infested toothpicks. Ratings were given by individual plant reaction using a modified 0–9 scale based on lesion severity and are presented as the average for the eight plants. Where a lesion did not appear, a rating of 0 (Resistant) was assessed. Ratings were assessed based on the presence of a lesion whereby a reaction that produced a visible lesion that did not expand up the length of the stem was assessed as a 1. Dead plants with lesions that extended up most of the plant's length received a score of 9.

²Means followed by the same letter(s) within a column are not significantly different according to Fisher's Protected LSD (P=0.05).

³By using the Mean Disease Rating, a standardized designation system is as follows: 1 = Resistant, 3 = Moderately Resistant, 5 = Moderately Susceptible, and 7 = Susceptible.

Table 62. Field Evaluation of Maturity Group IV Early Soybean Cultivars for Resistance to Stem Canker, 2015.

Cultivar	Stem Canker rating ^{1,2}	Cultivar designation ³	Cultivar	Stem Canker rating ^{1,2}	Cultivar designation ³
Dyna-Gro 39RY43 (susceptible check)	5.60 a	MS	Dyna-Gro S43RY95	3.03 a-f	MR
Armor 46-R65	0.97 def	R	Dyna-Gro S46RY85	1.66 b-f	R
Armor 43-R51	5.16 ab	MS	Great Heart Seed GT-435CR2	1.03 def	R
Armor AR4504	0.97 def	R	Great Heart Seed GT-469CR2S	1.66 b-f	R
Armor AR4615	0.19 f	R	MorSoy Extra 46X95	0.47 ef	R
Asgrow AG4135	4.25 a-d	MS	Mycogen 5N404R2	3.44 a-f	MR
Asgrow AG4232	4.35 a-d	MS	Mycogen 5N433R2	0.00 f	R
Asgrow AG4336	4.35 a-d	MS	Mycogen 5N452R2	1.63 c-f	R
Asgrow AG4533	0.16 f	R	NK S45-V8	1.03 def	R
Asgrow AG4632	0.03 f	R	Progeny Ag P 4211RY	3.22 a-f	MR
Credenz CZ 4181 RY	4.82 abc	MS	Progeny Ag P 4214RY	3.85 a-e	MR
Credenz CZ 4590 RY	0.57 ef	R	Progeny Ag P 4613RYS	0.63 ef	R
Croplan R2C4114	1.41 c-f	R	Steyer 4303R2	0.63 ef	R
Croplan R2C4541	1.46 c-f	R	Steyer 4602R2	1.53 c-f	R
Delta Grow DG 4670R2Y	0.22 f	R	USG 74F24RS	2.16 a-f	R
Dyna-Gro 31RY45	0.00 f	R	LSD (0.05)	3.5	—
			CV (%)	127.1	—
			P-value for F-statistic	0.0086	—

¹Stem Canker Reaction — eight plants per plot were inoculated with infested toothpicks. Ratings were given by individual plant reaction using a modified 0–9 scale based on lesion severity and are presented as the average for the eight plants. Where a lesion did not appear, a rating of 0 (Resistant) was assessed. Ratings were assessed based on the presence of a lesion whereby a reaction that produced a visible lesion that did not expand up the length of the stem was assessed as a 1. Dead plants with lesions that extended up most of the plant's length received a score of 9.

²Means followed by the same letter(s) within a column are not significantly different according to Fisher's Protected LSD (P=0.05).

³By using the Mean Disease Rating, a standardized designation system is as follows: 1 = Resistant, 3 = Moderately Resistant, 5 = Moderately Susceptible, and 7 = Susceptible.

Table 63. Field Evaluation of Maturity Group IV Late Soybean Cultivars for Resistance to Stem Canker, 2015.

Cultivar	Stem Canker rating ^{1,2}	Cultivar designation ³	Cultivar	Stem Canker rating ^{1,2}	Cultivar designation ³
Dyna-Gro 39RY43 (susceptible check)	4.25 b	MR	Hornbeck HBK RY4721	0.35 fg	R
Armor 49X	0.03 g	R	MorSoy Extra 47X12	0.47 fg	R
Armor 47-R70	2.16 c-f	R	MorSoy Extra 48X02	0.16 g	R
Armor 49-R44	0.57 fg	R	MorSoy Extra 49X85	0.28 fg	R
Asgrow AG4835	1.28 efg	R	Mycogen 5N479R2	0.85 fg	R
Asgrow AG4934	0.25 fg	R	Mycogen 5N490R2 (MYCX54480NR2)	0.72 fg	R
Credenz CZ 4959 RY	0.03 g	R	NK S47-K5	1.25 efg	R
Croplan R2C4752S	0.32 g	R	NK S48-D9	0.50 fg	R
Delta Grow DG 4755RR2	1.28 efg	R	Progeny Ag P 4757RY	0.35 fg	R
Delta Grow DG 4765RR2/STS	0.60 fg	R	Progeny Ag P 4788RY	1.69 d-g	R
Delta Grow DG 4775RR2/STS	0.56 fg	R	Progeny Ag P 4850RYS	0.63 fg	R
Delta Grow DG 4790 RR2	3.19 b-e	MR	Progeny Ag P 4900RY	1.16 fg	R
Delta Grow DG 4825RR2/STS	0.25 fg	R	Schillinger 495.RC	0.38 fg	R
Delta Grow DG 4880RR	0.13 g	R	Steyer 4802R2	0.35 fg	R
Delta Grow DG 4935 RR2/STS	1.44 efg	R	Terral REV [®] 47R34 [™]	1.85 d-g	R
Delta Grow DG 4970RR	0.31 fg	R	Terral REV [®] 47R53 [™]	3.50 bcd	MR
Delta Grow DG 4995 RR	4.04 bc	MR	Terral REV [®] 48A46 [™]	0.19 fg	R
Dyna-Gro 37RY47	6.69 a	MS	Terral REV [®] 49A14	0.91 fg	R
Dyna-Gro S48RS53	0.38 fg	R	Terral REV [®] 49A55 [™]	1.63 d-g	R
Dyna-Gro S49RY25	0.38 fg	R	Terral REV [®] 49A75 [™]	0.60 fg	R
Go Soy 4714GTS(MPG 4714)	1.44 efg	R	Terral REV [®] 49R94 [™]	0.57 fg	R
Go Soy 4914GTS	4.32 b	MR	U. of Missouri S11-20337	3.91 bc	MR
Go Soy 4915R2	0.56 fg	R	USG 74B83RS (74B83R)	0.38 fg	R
Great Heart Seed GT-476CR2	3.44 bcd	MR	USG 74D95RS	0.97 fg	R
Great Heart Seed GT-477CR2	0.94 fg	R	USG 74K95RS	1.07 fg	R
Great Heart Seed GT-482CR2S	0.69 fg	R	USG 74A74RS	0.71 fg	R
			LSD (0.05)	2.0	—
			CV (%)	113.9	—
			P-value for F-statistic	<0.0001	—

¹Stem Canker Reaction — eight plants per plot were inoculated with infested toothpicks. Ratings were given by individual plant reaction using a modified 0–9 scale based on lesion severity and are presented as the average for the eight plants. Where a lesion did not appear, a rating of 0 (Resistant) was assessed. Ratings were assessed based on the presence of a lesion whereby a reaction that produced a visible lesion that did not expand up the length of the stem was assessed as a 1. Dead plants with lesions that extended up most of the plant's length received a score of 9.

²Means followed by the same letter(s) within a column are not significantly different according to Fisher's Protected LSD (P=0.05).

³By using the Mean Disease Rating, a standardized designation system is as follows: 1 = Resistant, 3 = Moderately Resistant, 5 = Moderately Susceptible, and 7 = Susceptible.

Table 64. Disease Ratings of Maturity Group V Early Soybean Cultivars to Stem Canker, 2015.

Cultivar	Stem Canker rating ^{1,2}	Cultivar designation ³	Cultivar	Stem Canker rating ^{1,2}	Cultivar designation ³
Dyna-Gro 39RY43 (susceptible check)	3.35 b-i	MR	Mycogen 5N522R2 (MYCX54522NR2)	1.91 e-k	R
Armor 50-R21 (AX4500)	1.44 g-k	R	Mycogen 5N550R2	0.03 k	R
Armor 51-R50	0.28 k	R	NK S50-J7	7.16 a	S
Armor AR5205	0.25 k	R	NK S52-Y2	1.50 g-k	R
Armor AR5605	1.06 g-k	R	NK S55-Q3	0.16 k	R
Armor 55-R68	0.10 k	R	Progeny Ag P 5101RY	3.13 b-j	MR
Asgrow AG5233	1.19 g-k	R	Progeny Ag P 5213RY	5.63 ab	MS
Asgrow AG5332	0.19 k	R	Progeny Ag P 5226RYS	0.94 h-k	R
Asgrow AG5335	1.82 e-k	R	Progeny Ag P 5333RY	4.91 abc	MR
Asgrow AG5533	2.25 c-k	R	Progeny Ag P 5555RY	0.38 jk	R
Asgrow AG5535	0.78 h-k	R	Progeny Ag P 5610RY	4.35 a-f	MR
Croplan R2C5081	1.25 g-k	R	REV [®] 51A56	1.00 g-k	R
Delta Grow 5128 RR	5.92 ab	MS	REV [®] 52A94 [™]	4.53 a-e	MR
Delta Grow DG 5170 RR2/STS	0.22 k	R	REV [®] 54R84 [™]	1.91 e-k	R
Delta Grow DG 5230RR2	1.44 g-k	R	REV [®] 55R53 [™]	1.60 f-k	R
Delta Grow DG 5575 RR2	1.97 d-k	R	REV [®] 56R63 [™]	0.94 h-k	R
Delta Grow DG 5625 RR2	3.78 b-g	MR	SCHILLINGER 5220.RC	0.69 h-k	R
Dyna-Gro S52RY75	1.85 e-k	R	U. of Arkansas R10-197RY	1.03 g-k	R
Dyna-Gro S56RY84	2.75 c-k	R	U. of Arkansas R11-89RY	0.60 ijk	R
Great Heart Seed GT-516CR2	1.85 e-k	R	U. of Arkansas UA 5414RR (R04-1268RR)	3.44 b-h	MR
MorSoy Extra 55X75	1.16 g-k	R	U. of Missouri S11-20195	4.78 a-d	MR
Mycogen 5N501R2 (MYCX54490NR2)	1.00 g-k	R	USG 75J45R	0.82 h-k	R
			LSD (0.05)	2.8	—
			CV (%)	102.3	—
			P-value for F-statistic	<0.0001	—

¹Stem Canker Reaction — eight plants per plot were inoculated with infested toothpicks. Ratings were given by individual plant reaction using a modified 0–9 scale based on lesion severity and are presented as the average for the eight plants. Where a lesion did not appear, a rating of 0 (Resistant) was assessed. Ratings were assessed based on the presence of a lesion whereby a reaction that produced a visible lesion that did not expand up the length of the stem was assessed as a 1. Dead plants with lesions that extended up most of the plant's length received a score of 9.

²Means followed by the same letter(s) within a column are not significantly different according to Fisher's Protected LSD (P=0.05).

³By using the Mean Disease Rating, a standardized designation system is as follows: 1 = Resistant, 3 = Moderately Resistant, 5 = Moderately Susceptible, and 7 = Susceptible.

Table 65. Disease Ratings of Maturity Group V Late Soybean Cultivars to Stem Canker, 2015.

Cultivar	Stem canker rating ^{1,2}	Cultivar designation ³
Dyna-Gro 39RY43 (susceptible check)	2.35	R
Asgrow AG5831	1.94	R
Dyna-Gro 39RY57	2.91	R
Dyna-Gro S57RY26	3.97	MR
NK S58-Z4	3.07	MR
NK S59-V9	6.19	MS
Progeny Ag P 5752RY	1.97	R
REV [®] 57R21 [™]	1.38	R
USG 75B75R	0.21	R
LSD (0.05)	5.1	—
CV (%)	126.6	—
P-value for F-statistic	0.5808	—

¹Stem Canker Reaction — eight plants per plot were inoculated with infested toothpicks. Ratings were given by individual plant reaction using a modified 0–9 scale based on lesion severity and are presented as the average for the eight plants. Where a lesion did not appear, a rating of 0 (Resistant) was assessed. Ratings were assessed based on the presence of a lesion whereby a reaction that produced a visible lesion that did not expand up the length of the stem was assessed as a 1. Dead plants with lesions that extended up most of the plant's length received a score of 9.

²Means followed by the same letter(s) within a column are not significantly different according to Fisher's Protected LSD (P=0.05).

³By using the Mean Disease Rating, a standardized designation system is as follows: 1 = Resistant, 3 = Moderately Resistant, 5 = Moderately Susceptible, and 7 = Susceptible.

Table 66. Disease Ratings of Maturity Group IV Liberty Link Soybean Cultivars to Stem Canker, 2015.

Cultivar	Stem Canker rating ^{1,2}	Cultivar designation ³	Cultivar	Stem Canker rating ^{1,2}	Cultivar designation ³
LL Check	0.00	R	Delta Grow DG 4990 LL	0.60	R
Armor 47-L10	0.28	R	Dyna-Gro S49LL34	0.00	R
Armor 49X5L	0.03	R	Go Soy 4714 LL	0.00	R
Credenz CZ 3945 LL	0.23	R	Halo 4.8	0.28	R
Credenz CZ 4105 LL	0.00	R	Halo 4.95	0.00	R
Credenz CZ 4540 LL	0.00	R	Halo 4.98	0.00	R
Credenz CZ 4748 LL	0.03	R	Hornbeck HBK LL4653	0.22	R
Credenz CZ 4818 LL	0.00	R	Hornbeck HBK LL4950	0.00	R
Delta Grow DG 4567 LL	1.81	R	Hornbeck HBK LL4953	0.00	R
Delta Grow DG 4781 LL	0.35	R	Progeny Ag P 4560 LL	0.10	R
Delta Grow DG 4967 LL	0.13	R	Progeny Ag P 4814 LLS	0.00	R
Delta Grow DG 4977 LL/STS	0.00	R	Progeny Ag P 4930 LL	0.30	R
Delta Grow DG 4981 LL/STS	0.00	R	Terral REV [®] 49L29™	0.03	R
			LSD (0.05)	0.8	—
			CV (%)	345.3	—
			P-value for F-statistic	0.0623	—

¹Stem Canker Reaction — eight plants per plot were inoculated with infested toothpicks. Ratings were given by individual plant reaction using a modified 0–9 scale based on lesion severity and are presented as the average for the eight plants. Where a lesion did not appear, a rating of 0 (Resistant) was assessed. Ratings were assessed based on the presence of a lesion whereby a reaction that produced a visible lesion that did not expand up the length of the stem was assessed as a 1. Dead plants with lesions that extended up most of the plant's length received a score of 9.

²Means followed by the same letter(s) within a column are not significantly different according to Fisher's Protected LSD (P=0.05).

³By using the Mean Disease Rating, a standardized designation system is as follows: 1 = Resistant, 3 = Moderately Resistant, 5 = Moderately Susceptible, and 7 = Susceptible.

Table 67. Disease Ratings of Maturity Group V Liberty Link Soybean Cultivars to Stem Canker, 2015.

Cultivar	Stem Canker rating ^{1,2}	Cultivar designation ³	Cultivar	Stem Canker rating ^{1,2}	Cultivar designation ³
LL Check	0.41	R	Delta Grow DG 5467 LL	0.41	R
Armor 5.01	0.00	R	Dyna-Gro S52LL66	0.38	R
Armor 51X5L	0.00	R	Dyna-Gro S55LS75	0.00	R
Armor 53-L55	0.00	R	Go Soy 5115LL	0.06	R
Credenz CZ 5147 LL	0.03	R	Go Soy 5215LL	0.06	R
Credenz CZ 5150 LL	0.00	R	Go Soy 5515LL	0.00	R
Credenz CZ 5225 LL	0.03	R	Halo 5.26	0.91	R
Credenz CZ 5242 LL	0.03	R	Progeny Ag P 5160 LL	0.03	R
Credenz CZ 5445 LL	0.03	R	Progeny Ag P 5414 LLS	0.10	R
Credenz CZ 5515 LL	0.03	R	Progeny Ag P 5460 LL	0.31	R
Credenz CZ 5727 LL	0.00	R	Progeny Ag P 5960 LL	0.00	R
Delta Grow DG 5067 LL	0.00	R	Progeny Ag P 6355 LL	0.06	R
Delta Grow DG 5367 LL	0.28	R	REV 55L95	0.28	R
Delta Grow DG 5461 LL	0.06	R	USG 75G24L	0.32	R
			LSD (0.05)	0.6	—
			CV (%)	329.5	—
			P-value for F-statistic	0.6692	—

¹Stem Canker Reaction — eight plants per plot were inoculated with infested toothpicks. Ratings were given by individual plant reaction using a modified 0–9 scale based on lesion severity and are presented as the average for the eight plants. Where a lesion did not appear, a rating of 0 (Resistant) was assessed. Ratings were assessed based on the presence of a lesion whereby a reaction that produced a visible lesion that did not expand up the length of the stem was assessed as a 1. Dead plants with lesions that extended up most of the plant's length received a score of 9.

²Means followed by the same letter(s) within a column are not significantly different according to Fisher's Protected LSD (P=0.05).

³By using the Mean Disease Rating, a standardized designation system is as follows: 1 = Resistant, 3 = Moderately Resistant, 5 = Moderately Susceptible, and 7 = Susceptible.

PLANT CHARACTERISTICS

Table 68. Plant Characteristics of Maturity Group IV Conventional Soybeans.

Brand	Variety	Color				Seeds ¹	Growth	
		Bloom	Pubescence	Pod wall	Hilum		D/I ²	RM ³
USG	Ellis	White	Grey	Tan	Buff	3375	D	4.9
U. of Arkansas	UA 5014C	Purple	Tawny	Tan	Black	2841	—	4.9
U. of Arkansas	R09-1589	Purple	Tawny	Tan	Black	2838	—	4.9
U. of Arkansas	UA 5714HP	Purple	Tawny	Tan	Brown	2673	—	4.8
U. of Missouri	S12-3791	White	Grey	Tan	Imp. black	3183	—	4.7
Go Soy	GLIDER	White	Lt. tawny	Tan	Black	2369	I	4.7
Go Soy	483C	White	Lt. tawny	Tan	Black	2402	I	4.8
Go Soy	IREANE	White	Grey	Tan	Buff	3244	D	4.9

¹Represents an average number of seed per pound, seed may vary according to season and location.

²D = determinate; I = indeterminate.

³Relative Maturity is an indicator of how this variety or line matures in relationship to other varieties or lines. The whole number refers to Maturity Groups IV and V. The decimal numbers convey the relative earliness or lateness. For example, 4.0 is very early in Group IV, while 4.9 is very late in Group IV.

Table 69. Plant Characteristics of Maturity Group V Conventional Soybeans.

Brand	Variety	Color				Seeds ¹	Growth	
		Bloom	Pubescence	Pod wall	Hilum		D/I ²	RM ³
USDA-ARS	JTN-5110	Purple	Tawny	—	Black	2986	—	5.5
U. of Arkansas	OSAGE	Purple	Grey	Tan	Imp. black	3243	—	5.6
U. of Arkansas	UA 5612	Purple	Grey	Tan	Imp. black	3186	—	5.6
U. of Arkansas	UA 5213C	Purple	Grey	Tan	Imp. black	3763	—	5.2
U. of Arkansas	R09-430	Purple	Grey	Tan	—	3125	—	5.0
U. of Arkansas	R10-230	White	Grey	Tan	Buff	3355	—	5.6
U. of Missouri	S11-20124	White	Tawny	Tan	Black	3584	D	5.2
U. of Missouri	S11-17025	White	Tawny	Tan	Black	3797	D	5.3
U. of Missouri	S11-16653	White	Grey	Tan	Buff	3220	D	5.2
Go Soy	LELAND	White	Tawny	Tan	Black	3712	D	5.0

¹Represents an average number of seed per pound, seed may vary according to season and location.

²D = determinate; I = indeterminate.

³Relative Maturity is an indicator of how this variety or line matures in relationship to other varieties or lines. The whole number refers to Maturity Groups IV and V. The decimal numbers convey the relative earliness or lateness. For example, 5.0 is very early in Group V, while 5.9 is very late in Group V.

Table 70. Plant Characteristics of Maturity Group IV Early Roundup Ready Soybeans.

Brand	Variety	Color				Seeds ¹	Growth	
		Bloom	Pubescence	Pod wall	Hilum		D/I ²	RM ³
Credenz	CZ 4181 RY	Purple	Lt. tawny	Brown	Black	2507	—	4.1
Credenz	CZ 4590 RY	Purple	Tawny	Tan	Black	3000	—	4.5
Asgrow	AG4135	White	Lt. tawny	Brown	Black	2860	I	4.1
Asgrow	AG4232	Purple	Lt. tawny	Tan	Black	2700	I	4.2
Asgrow	AG4336	Purple	Lt. tawny	Brown	Black	2850	I	4.3
Asgrow	AG4533	Purple	Lt. tawny	Brown	Black	2850	I	4.5
Asgrow	AG4632	Purple	Lt. tawny	Brown	Black	2902	I	4.6
USG	74F24RS	Purple	Lt. tawny	Brown	Black	2500	I	4.2
Progeny Ag	P 4211RY	Purple	Grey	Tan	Imp. black	2287	—	4.2
Progeny Ag	P 4214RY	Purple	Lt. tawny	Tan	—	2383	—	4.3
Progeny Ag	P 4613RYS	White	Grey	Brown	Buff	2557	—	4.6
Mycogen	5N404R2	Purple	Grey	Brown	Imp. black	2900	—	4.0
Mycogen	5N433R2	Purple	Tawny	Brown	Black	2518	—	4.3
Mycogen	5N452R2	Purple	Lt. tawny	Brown	Black	3040	—	4.5

¹Represents an average number of seed per pound, seed may vary according to season and location.

²D = determinate; I = indeterminate.

³Relative Maturity is an indicator of how this variety or line matures in relationship to other varieties or lines. The whole number refers to Maturity Groups IV and V. The decimal numbers convey the relative earliness or lateness. For example, 4.0 is very early in Group IV, while 4.9 is very late in Group IV.

Table 70 (continued). Plant Characteristics of Maturity Group IV Early Roundup Ready Soybeans.

Brand	Variety	Color				Seeds ¹	Growth	
		Bloom	Pubescence	Pod wall	Hilum		D/I ²	RM ³
Morsoy Extra	46X95	White	Lt. tawny	Brown	Black	2812	—	4.6
Dyna-Gro	S43RY95	Purple	Tawny	Brown	Black	2748	I	4.3
Dyna-Gro	31RY45	Purple	Lt. tawny	Brown	Black	2898	I	4.5
Dyna-Gro	S46RY85	Purple	Grey	Brown	Imp. black	2864	I	4.6
Delta Grow	DG 4670R2Y	Purple	Lt. tawny	Brown	Black	3037	I	4.6
Croplan	R2C4541	Purple	Lt. tawny	Brown	Black	2900	I	4.5
Steyer Seeds	4303R2	Purple	Lt. tawny	Brown	Black	2450	—	4.3
Steyer Seeds	4602R2	Purple	Grey	Brown	Imp. black	3175	—	4.6
Armor	43-R51	—	—	—	—	2360	—	4.3
Armor	AR4504	—	—	—	—	3295	—	4.5
Armor	AR4615	—	—	—	—	2775	—	4.6
Armor	46-R65	—	—	—	—	2600	—	4.6
NK Brand	S45-V8 Brand	White	Tawny	Brown	Brown	3458	—	4.5
Great Heart Seed	GT-469CR2S	White	Grey	Brown	Buff	2976	I	4.6
Great Heart Seed	GT-435CR2	Purple	Lt. tawny	Tan	Black	2668	I	4.3

¹Represents an average number of seed per pound, seed may vary according to season and location.

²D = determinate; I = indeterminate.

³Relative Maturity is an indicator of how this variety or line matures in relationship to other varieties or lines. The whole number refers to Maturity Groups IV and V. The decimal numbers convey the relative earliness or lateness. For example, 4.0 is very early in Group IV, while 4.9 is very late in Group IV.

Table 71. Plant Characteristics of Maturity Group IV Late Roundup Ready Soybeans.

Brand	Variety	Color				Seeds ¹	Growth	
		Bloom	Pubescence	Pod wall	Hilum		D/I ²	RM ³
Hornbeck	HBK RY4721	Purple	Lt. tawny	Brown	Black	2950	—	4.7
Credenz	CZ 4959 RY	Purple	Lt. tawny	Tan	Black	2600	—	4.9
Asgrow	AG4835	Purple	Lt. tawny	Brown	Black	3290	I	4.8
Asgrow	AG4934	Purple	Lt. tawny	Brown	Black	2800	I	4.9
USG	74A74RS	Purple	Lt. tawny	Tan	Black	2824	I	4.7
USG	74B83RS	White	Lt. tawny	Tan	Black	2909	I	4.8
USG	74D95RS	Purple	Grey	Tan	Imp. black	2608	I	4.9
USG	74K95RS	Purple	Grey	Tan	Imp. black	3009	D	4.9
Progeny Ag	P 4757RY	White	Lt. tawny	Brown	Black	2870	—	4.7
Progeny Ag	P 4788RY	Purple	Lt. tawny	Brown	Black	2456	—	4.7
Progeny Ag	P 4850RYS	Purple	Grey	Tan	Imp. black	2800	—	4.8
Progeny Ag	P 4900	Purple	Lt. tawny	Tan	Black	2452	—	4.9
Mycogen	5N479R2	Purple	Grey	Tan	Imp. black	2700	—	4.7
Mycogen	5N490R2	Purple	Lt. tawny	Tan	Black	2714	—	4.9
MorSoy Extra	47X12	Purple	Grey	Tan	Imp. black	2955	—	4.7
MorSoy Extra	48X02	Purple	Lt. tawny	Brown	Black	2586	—	4.8
MorSoy Extra	49X85	Purple	Lt. tawny	Tan	Black	2783	—	4.9
U. of Missouri	S11-20337	Purple	Tawny	Tan	Black	3843	D	4.9
REV	47R53	Purple	Tawny	Brown	Black	3043	I	4.7
REV	47R34	Purple	Lt. tawny	Brown	Black	2963	I	4.7
REV	48A46	Purple	Tawny	Tan	Black	2702	I	4.9
REV	49R94	Purple	Tawny	Brown	Black	2886	I	4.9
REV	49A55	White	Grey	Brown	Buff	3103	I	4.9
REV	49A75	Purple	Tan	Brown	Black	2983	I	4.9
REV	49A14	White	Lt. tawny	Brown	Black	3049	I	4.9
Go Soy	4915R2	Purple	Grey	Tan	Imp. black	3083	I	4.9
Go Soy	4714GTS	Purple	Tawny	Tan	Black	3060	I	4.7
Go Soy	4914GTS	Purple	Tawny	Tan	Black	3610	I	4.9
Schillinger	495.RC	Purple	Lt. tawny	Brown	Black	3160	I	4.9
Dyna-Gro	37RY47	Purple	Lt. tawny	Tan	Black	2690	I	4.7
Dyna-Gro	S48RS53	Purple	Grey	Tan	Imp. black	2886	I	4.8
Dyna-Gro	S49RY25	Purple	Grey	Brown	Imp. black	3316	I	4.9
Delta Grow	DG 4755RR2	Purple	Lt. tawny	Brown	Black	2638	I	4.7
Delta Grow	DG 4765RR2/STS	Purple	Grey	Tan	Imp. black	3064	I	4.7

¹Represents an average number of seed per pound, seed may vary according to season and location.

²D = determinate; I = indeterminate.

³Relative Maturity is an indicator of how this variety or line matures in relationship to other varieties or lines. The whole number refers to Maturity Groups IV and V. The decimal numbers convey the relative earliness or lateness. For example, 4.0 is very early in Group IV, while 4.9 is very late in Group IV.

Table 71 (continued). Plant Characteristics of Maturity Group IV Late Roundup Ready Soybeans.

Brand	Variety	Color				Seeds ¹	Growth	
		Bloom	Pubescence	Pod wall	Hilum		D/I ²	RM ³
Delta Grow	DG 4775RR2/STS	Purple	Lt. tawny	Brown	Black	3129	I	4.7
Delta Grow	DG 4790RR2	White	Lt. tawny	Brown	Black	2824	I	4.7
Delta Grow	DG 4825RR2/STS	White	Lt. tawny	Tan	Black	3214	I	4.8
Delta Grow	DG 4935RR2/STS	Purple	Grey	Tan	Imp. black	2938	I	4.9
Delta Grow	DG 4970RR	Purple	Tawny	Tan	Black	2679	I	4.9
Delta Grow	DG 4880RR	White	Tawny	Brown	Black	3409	I	4.8
Delta Grow	DG 4995RR	Purple	Tawny	Tan	Black	3753	I	4.9
Croplan	R2C4752S	Purple	Grey	Tan	Black	2960	I	4.7
Steyer Seeds	4802R2	White	Lt. tawny	Tan	Black	2900	—	4.8
Armor	47-R70	—	—	—	—	2870	—	4.7
Armor	49X	—	—	—	—	2800	—	4.9
Armor	49-R44	—	—	—	—	2635	—	4.9
NK Brand	S45-V8	White	Lt. tawny	Tan	Black	3325	—	4.7
NK Brand	S48-D9	White	Lt. tawny	Tan	Black	3100	—	4.8
Great Heart Seed	GT-477CR2	White	Lt. tawny	Brown	Black	2880	I	4.7
Great Heart Seed	GT-476CR2	Purple	Lt. tawny	Brown	Black	3106	I	4.7
Great Heart Seed	GT-482CR2S	Purple	Lt. tawny	Tan	Black	2940	I	4.8

¹Represents an average number of seed per pound, seed may vary according to season and location.

²D = determinate; I = indeterminate.

³Relative Maturity is an indicator of how this variety or line matures in relationship to other varieties or lines. The whole number refers to Maturity Groups IV and V. The decimal numbers convey the relative earliness or lateness. For example, 4.0 is very early in Group IV, while 4.9 is very late in Group IV.

Table 72. Plant Characteristics of Maturity Group V Early Roundup Ready Soybeans.

Brand	Variety	Color				Seeds ¹	Growth	
		Bloom	Pubescence	Pod wall	Hilum		D/I ²	RM ³
Asgrow	AG5233	Purple	Lt. tawny	Brown	Black	3240	I	5.2
Asgrow	AG5332	Purple	Tawny	Tan	Black	3120	I	5.3
Asgrow	AG5335	White	Lt. tawny	Tan	Black	2800	I	5.3
Asgrow	AG5533	Purple	Grey	Tan	Imp. black	3000	D	5.5
Asgrow	AG5535	White	Tawny	Tan	Black	3000	D	5.5
USG	75J45R	Purple	Tawny	Tan	Brown	2788	—	5.4
U. of Arkansas	UA 5414RR	White	Grey	Tan	Buff	3319	—	5.4
U. of Arkansas	R11-89RY	White	Grey	Tan	Buff	2896	—	5.4
U. of Arkansas	R10-197RY	Purple	Grey	Tan	Imp. black	3042	—	5.6
Progeny Ag	P 5123RY	Purple	Lt. tawny	Brown	Black	3055	—	5.2
Progeny Ag	P 5226RYS	Purple	Lt. tawny	Tan	Black	2714	—	5.2
Progeny Ag	P 5333RY	White	Grey	Tan	Buff	3699	—	5.3
Progeny Ag	P 5555RY	Purple	Tawny	Tan	Brown	3110	—	5.5
Progeny Ag	P 5610RY	Purple	Grey	Tan	Imp. black	2366	—	5.6
Mycogen	5N501R2	Purple	Grey	Brown	Imp. black	2934	—	5.0
Mycogen	5N522R2	White	Lt. tawny	Tan	Brown	3332	—	5.2
Mycogen	5N550R2	Purple	Tawny	Tan	Brown	2675	—	5.5
MorSoy Extra	55X75	Purple	Tawny	Tan	Brown	2992	—	5.5
U. of Missouri	S11-20195	Purple	Tawny	Tan	Black	3494	I	5.3
REV	51A56	—	—	—	—	3640	—	5.1
REV	52A94	Purple	Grey	Tan	Imp. black	2820	—	5.2
REV	54R84	Purple	Tawny	Tan	Black	2801	—	5.4
REV	55R53	White	Tawny	Brown	Black	2946	—	5.5
REV	56R63	Purple	Grey	Tan	Buff	2783	—	5.6
Schillinger	5220.RC	White	Lt. tawny	Tan	Black	3486	I	5.2
Dyna-Gro	S52RY75	White	Lt. tawny	Tan	Brown	3325	D	5.2
Dyna-Gro	32RY55	Purple	Grey	Tan	Imp. black	2542	D	5.5
Dyna-Gro	S56RY84	Purple	Tawny	Tan	Brown	3286	D	5.6
Delta Grow	DG 5170RR2/STS	Purple	Lt. tawny	Tan	Black	2792	I	5.1
Delta Grow	DG 5230RR2	White	Lt. tawny	Tan	Brown	2910	D	5.2
Delta Grow	DG 5575RR2	Purple	Lt. tawny	Brown	Brown	3041	D	5.5

¹Represents an average number of seed per pound, seed may vary according to season and location.

²D = determinate; I = indeterminate.

³Relative Maturity is an indicator of how this variety or line matures in relationship to other varieties or lines. The whole number refers to Maturity Groups IV and V. The decimal numbers convey the relative earliness or lateness. For example, 5.0 is very early in Group V, while 5.9 is very late in Group V.

Table 72 (continued). Plant Characteristics of Maturity Group V Early Roundup Ready Soybeans.

Brand	Variety	Color				Seeds ¹	Growth	
		Bloom	Pubescence	Pod wall	Hilum		D/I ²	RM ³
Delta Grow	DG 5625RR2	Purple	Tawny	Tan	Black	2896	—	5.6
Croplan	R2C5081	White	Grey	Tan	Buff	3350	D	5.0
Armor	50-R21	—	—	—	—	2900	—	5.0
Armor	51-R50	—	—	—	—	2550	—	5.1
Armor	AR5205	—	—	—	—	2720	—	5.5
Armor	AR5605	—	—	—	—	3030	—	5.5
Armor	55-R68	—	—	—	—	3000	—	5.6
NK Brand	S50-J7	White	Grey	Tan	Buff	2750	—	5.0
NK Brand	S52-Y2	Purple	Lt. tawny	Tan	Imp. black	2650	—	5.2
NK Brand	S55-Q3	Purple	Tawny	Tan	Black	2400	—	5.5
Great Heart Seed	GT-516CR2	Purple	Grey	Brown	Imp. black	2980	I	5.1

¹Represents an average number of seed per pound, seed may vary according to season and location.

²D = determinate; I = indeterminate.

³Relative Maturity is an indicator of how this variety or line matures in relationship to other varieties or lines. The whole number refers to Maturity Groups IV and V. The decimal numbers convey the relative earliness or lateness. For example, 5.0 is very early in Group V, while 5.9 is very late in Group V.

Table 73. Plant Characteristics of Maturity Group V Late Roundup Ready Soybeans.

Brand	Variety	Color				Seeds ¹	Growth	
		Bloom	Pubescence	Pod wall	Hilum		D/I ²	RM ³
Monsanto	AG5831	Purple	Tawny	Tan	Black	2960	D	5.8
USG	75B75R	Purple	Tawny	Tan	Brown	3078	—	5.7
Progeny Ag	P 5752RY	Purple	Tawny	Tan	Brown	3030	—	5.7
REV	57R21	Purple	Tawny	Tan	Brown	2815	D	5.7
Dyna-Gro	39RY57	Purple	Tawny	Tan	Black	2923	D	5.7
Dyna-Gro	S57RY25	Purple	Tawny	Tan	Brown	3134	D	5.7
NK Brand	S58-Z4	White	Grey	Tan	Imp. black	2975	—	5.8
NK Brand	S59-V9	Purple	Grey	Tan	Imp. black	2950	—	5.9

¹Represents an average number of seed per pound, seed may vary according to season and location.

²D = determinate; I = indeterminate.

³Relative Maturity is an indicator of how this variety or line matures in relationship to other varieties or lines. The whole number refers to Maturity Groups IV and V. The decimal numbers convey the relative earliness or lateness. For example, 5.0 is very early in Group V, while 5.9 is very late in Group V.

Table 74. Plant Characteristics of Maturity Group IV Liberty Link Soybeans.

Brand	Variety	Color				Seeds ¹	Growth	
		Bloom	Pubescence	Pod wall	Hilum		D/I ²	RM ³
Credenz	CZ 3945 LL	White	Grey	Tan	Buff	2300	—	4.0
Credenz	CZ 4105 LL	White	Lt. tawny	Brown	Black	2250	—	4.1
Credenz	CZ 4540 LL	White	Lt. tawny	Tan	Black	2987	—	4.5
Hornbeck	HBK LL4653	White	Grey	Tan	Buff	3200	—	4.6
Credenz	CZ 4748 LL	White	Lt. tawny	Brown	Black	2800	—	4.7
Credenz	CZ 4818 LL	White	Lt. tawny	Tan	Brown	2850	—	4.8
Hornbeck	HBK LL4950	Mixed	Grey	Tan	Buff	2900	—	4.9
Hornbeck	HBK LL4953	Purple	Grey	Tan	Imp. black	3125	—	4.9
Progeny Ag	P 4814LLS	Purple	Tawny	Tan	Black	2715	—	4.8
Progeny Ag	P 4930LL	Purple	Grey	Tan	Imp. black	3085	—	4.9
Halo	4.8	Purple	Lt. tawny	Brown	Black	2678	—	4.8
Halo	4.95	White	Tawny	Brown	Brown	2795	—	4.9
Halo	4.98	Purple	Grey	Tan	Imp. black	2879	—	4.9
Armor	47-L10	—	—	—	—	2734	—	4.7
Armor	49X5L	—	—	—	—	3172	—	4.9
REV	49L29	—	—	—	—	3155	I	4.9
Go Soy	4714LL	White	Lt. tawny	Brown	Black	2809	I	4.7
Dyna-Gro	S49LL34	Purple	Grey	Tan	Imp. black	3053	I	4.9
Delta Grow	DG 4977LL/STS	Purple	Grey	Tan	Imp. black	2910	I	4.9
Delta Grow	DG 4981LL/STS	White	Tawny	Tan	Black	2918	D	4.9
Delta Grow	DG 4967LL	White	Grey	Tan	Imp. black	3380	I	4.9
Delta Grow	DG 4990LL	Purple	Grey	Tan	Imp. black	3285	I	4.9

¹Represents an average number of seed per pound, seed may vary according to season and location.

²D = determinate; I = indeterminate.

³Relative Maturity is an indicator of how this variety or line matures in relationship to other varieties or lines. The whole number refers to Maturity Groups IV and V. The decimal numbers convey the relative earliness or lateness. For example, 5.0 is very early in Group V, while 5.9 is very late in Group V.

Table 75. Plant Characteristics of Maturity Group V Liberty Link Soybeans.

Brand	Variety	Color				Seeds ¹	Growth	
		Bloom	Pubescence	Pod wall	Hilum		D/I ²	RM ³
Credenz	CZ 5150 LL	Purple	Grey	Tan	Imp. black	2925	—	5.1
Credenz	CZ 5147 LL	Purple	Tawny	Tan	Black	2900	—	5.1
Credenz	CZ 5242 LL	Purple	Grey	Tan	Imp. black	3000	—	5.2
Credenz	CZ 5445 LL	White	Tawny	Tan	Black	2700	—	5.4
Credenz	CZ 5515 LL	Purple	Lt. tawny	Tan	Brown	2800	—	5.5
Credenz	CZ 5727 LL	White	Tawny	Tan	Black	2750	—	5.7
Progeny Ag	P 5160LL	White	Tawny	Tan	Black	3165	—	5.1
Progeny Ag	P 5414LLS	White	Tawny	Tan	Black	2823	—	5.4
Progeny Ag	P 5460LL	Purple	Lt. tawny	Tan	Brown	2962	—	5.4
Progeny Ag	P 5960LL	White	Grey	Brown	Buff	2952	—	5.9
Progeny Ag	P 6355LL	White	Tawny	Tan	Imp. black	3334	—	6.3
Halo	6:14	Purple	Grey	Tan	Imp. black	2733	—	5.2
Armor	51X5L	—	—	—	—	3425	—	5.1
Armor	53-L55	—	—	—	—	3030	—	5.3
REV	55L95	—	—	—	—	2728	—	5.5
Go Soy	5115LL	Purple	Grey	Tan	Imp. black	3170	D	5.1
Go Soy	5215LL	Purple	Grey	Tan	Imp. black	3343	D	5.2
Go Soy	5515LL	White	Tawny	Tan	Black	2465	D	5.5
Dyna-Gro	S52LL66	Purple	Grey	Tan	Imp. black	3386	I	5.2
Dyna-Gro	S55LS75	White	Tawny	Tan	Black	2582	D	5.5
Delta Grow	DG 5067LL	Purple	Grey	Tan	Imp. black	3537	I	5.0
Delta Grow	DG 5367LL	Purple	Grey	Tan	Buff	3531	D	5.3
Delta Grow	DG 5461LL	Purple	Lt. tawny	Tan	Brown	3190	I	5.4

¹Represents an average number of seed per pound, seed may vary according to season and location.

²D = determinate; I = indeterminate.

³Relative Maturity is an indicator of how this variety or line matures in relationship to other varieties or lines. The whole number refers to Maturity Groups IV and V. The decimal numbers convey the relative earliness or lateness. For example, 5.0 is very early in Group V, while 5.9 is very late in Group V.

Public Varieties Entered

University of Arkansas

UA 5014C
R10-230
R11-89RY
R09-1589
UA 5714HP
OSAGE
UA 5612
UA 5213C
R09-430
UA 5414RR
R10-197RY

University of Missouri

S11-20124
S11-20337
S11-20195
S11-17025
S11-16653
S12-3791

USDA Agricultural Research Service – Tennessee

JTN-5110

Commercial Varieties Entered

Armor Seed LLC 183 Pennsylvania Avenue Waldenburg, AR 72475	Armor	47-L10	Armor	49X
	Armor	49X5L	Armor	AR 4904
	Armor	AR 4305	Armor	50-R21
	Armor	AR 4504	Armor	50-R50
	Armor	AR 4615	Armor	AR 5205
	Armor	46-R65	Armor	AR 5605
	Armor	AR 4705	Armor	AR 5615
	Armor	51X5L		
	Armor	53-L55		
Bayer CropScience 392 County Road 83 McCarley, MS 38943	Credenz	CZ 3945 LL	Credenz	CZ 5445 LL
	Credenz	CZ 4105 LL	Credenz	CZ 5515 LL
	Credenz	CZ 4540 LL	Credenz	CZ 5727 LL
	Hornbeck	HBK LL4653	Credenz	CZ 4181 RY
	Credenz	CZ 4748 LL	Credenz	CZ 4590 RY
	Credenz	CZ 4818 LL	Hornbeck	HBK RY4721
	Hornbeck	HBK LL4950	Credenz	CZ 4959 RY
	Hornbeck	HBK LL4953		
	Credenz	CZ 5150 LL		
	Credenz	CZ 5147 LL		
Credenz	CZ 5242 LL			
Cache River Valley Seed LLC 12470 Highway 226 East Cash, AR 72421	MorSoy Extra	46X95	Halo	4.98
	MorSoy Extra	47X12	Halo	5.26
	MorSoy Extra	48X02		
	MorSoy Extra	49X85		
	MorSoy Extra	55X75		
	Halo	4.80		
Halo	4.95			
Delta Grow Seed P.O. Box 219 England, AR 72046	Delta Grow	4670 R2Y	Delta Grow	5555 RR
	Delta Grow	4790 RR2	Delta Grow	4587 LL/STS
	Delta Grow	4755 RR2	Delta Grow	4977 LL/STS
	Delta Grow	4765 RR2/STS	Delta Grow	4981 LL/STS
	Delta Grow	5170 RR2/STS	Delta Grow	4967LL
	Delta Grow	4775 RR2/STS	Delta Grow	4990LL
	Delta Grow	4825 RR2/STS	Delta Grow	5067LL
	Delta Grow	4930 RR2/STS	Delta Grow	5367LL
	Delta Grow	4935 RR2/STS	Delta Grow	5461LL
	Delta Grow	5230 RR2	Delta Grow	4567LL
	Delta Grow	4970 RR	Delta Grow	4781LL
	Delta Grow	4880 RR	Delta Grow	5625 RR2
	Delta Grow	5467LL	Delta Grow	5575 RR2
	Delta Grow	4985 RR	Delta Grow	5565 RR2
	Delta Grow	5130 RR2		
Dyna-Gro Seed 125 Robinson Road Houston, MS 38851	Dyna-Gro	S43RY95	Dyna-Gro	32RY55
	Dyna-Gro	31RY45	Dyna-Gro	S56RY84
	Dyna-Gro	S46RY85	Dyna-Gro	39RY57
	Dyna-Gro	37RY47	Dyna-Gro	S49LL34
	Dyna-Gro	S57RY25		
	Dyna-Gro	S52LL66		
	Dyna-Gro	S48RS53		
	Dyna-Gro	S49RY25		
	Dyna-Gro	S52RY75		
	Dyna-Gro	S55LS75		
Great Heart Seed 220 West Washington Street Paris, IL 61944	Great Heart Seed	GT 516CR2	Great Heart Seed	GT 469CR2S
	Great Heart Seed	GT 477CR2		
	Great Heart Seed	GT 476CR2		
	Great Heart Seed	GT 482CR2S		
	Great Heart Seed	GT 435CR2		
Monsanto 800 North Lindbergh Boulevard St. Louis, MO 63167	Asgrow	AG4135	Asgrow	AG5533
	Asgrow	AG4232	Asgrow	AG5535
	Asgrow	AG4336	Asgrow	AG5831
	Asgrow	AG4533		
	Asgrow	AG4632		
	Asgrow	AG4835		
	Asgrow	AG4934		
	Asgrow	AG5233		
	Asgrow	AG5332		
	Asgrow	AG5335		

Mycogen Seeds 107 Meritt Cove Marion, AR 72364	Mycogen Mycogen Mycogen Mycogen Mycogen	5N404R2 5N433R2 5N452R2 5N479R2 5N490R2	Mycogen Mycogen Mycogen	5N501R2 5N522R2 5N550R2
Progeny Ag Products 1529 Highway 193 Wynne, AR 72396	Progeny Progeny Progeny Progeny Progeny Progeny Progeny Progeny Progeny Progeny Progeny	4211 RY 4214 RY 4757 RY 4613 RYS 4850 RYS 4788 RY 4900 RY 5226 RYS 5555 RY 5213 RY 5333 RY	Progeny Progeny Progeny Progeny Progeny Progeny Progeny Progeny Progeny Progeny Progeny	5752 RY 5610 RY 4560 LL 4814 LLS 5414 LLS 6355 LL 4930 LL 5160 LL 5460 LL 5960 LL
Steyer Seeds P.O. Box 209 Old Fort, OH 44861	Steyer Steyer Steyer	4602R2 4802R2 4303R2		
Stratton Seed Company 1530 Highway 79 South Stuttgart, AR 72160	Go Soy Go Soy Go Soy Go Soy Go Soy Go Soy Go Soy	4714LL 5115LL 5215LL 5315LL 5515LL GLIDER 483C	Go Soy Go Soy Go Soy Go Soy Go Soy Schillinger Schillinger	LELAND IREANE 4915R2 4714GTS 4914GTS 495.RC 5220.RC
Syngenta 3760 Business Drive, Suite 105 Memphis, TN 38125	NK Brand NK Brand NK Brand NK Brand	S45-V8 Brand S58-Z4 Brand S47-K5 Brand S48-D9 Brand	NK Brand NK Brand NK Brand NK Brand	S50-J7 Brand S59-V9 Brand S52-Y2 Brand S55-Q3 Brand
Terral Seed Inc. 111 Ellington Drive Rayville, LA 71269	REV@ REV@ REV@ REV@ REV@ REV@ REV@ REV@ REV@	47R53TM 47R34TM 48A46TM 54R84TM 55R53TM 49R94TM 51A56TM 52A94TM 56R63TM	REV@ REV@ REV@ REV@ REV@ REV@ REV@	57R21TM 49A55TM 49A75TM 52A94TM 49L29TM 55L95TM
UniSouth Genetics Inc. 3205-C Highway 46 South Dickson, TN 37055	USG USG USG USG USG	75G24L 74F24RS 74A74RS 74B83RS 74D95RS	USG USG USG USG USG	74K95RS 75J45R 75B75R Ellis
Land O'Lakes/Winfield/Croplan P.O. Box 64131 St. Paul, MN 55164-0131	Croplan Croplan Croplan Croplan	R2C4541 R2C4752S R2C5081 RC 411Y		



Mention of a trademark or proprietary product does not constitute a guarantee or warranty of the product by the Mississippi Agricultural and Forestry Experiment Station and does not imply its approval to the exclusion of other products that also may be suitable.

We are an equal opportunity employer, and all qualified applicants will receive consideration for employment without regard to race, color, religion, sex, national origin, disability status, protected veteran status, or any other characteristic protected by law.

mafes.msstate.edu/variety-trials